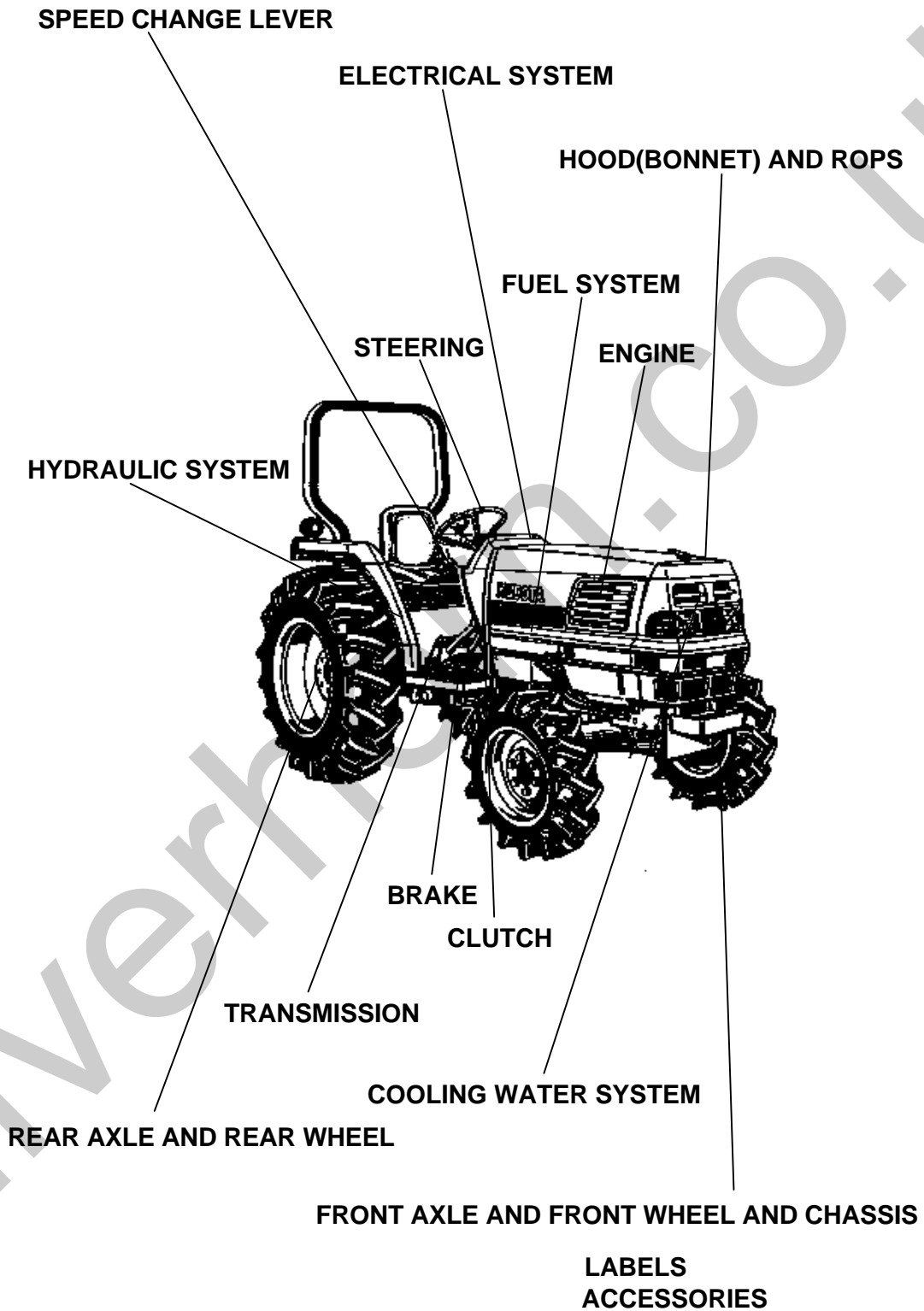


ALL PRODUCT INDEX  
L2900F



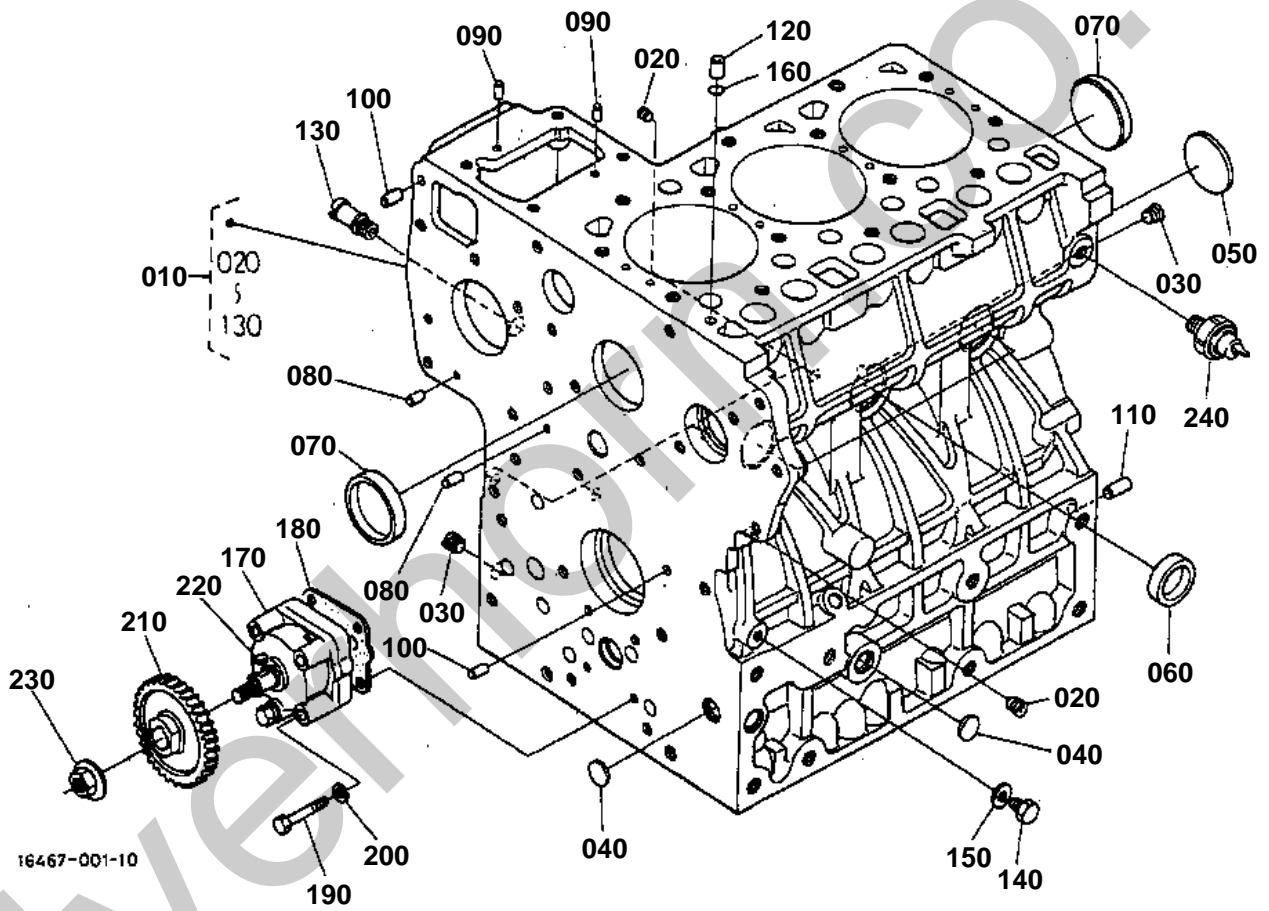
Item	Page No.	Description	Book
<b>ENGINE</b>	01T001	CRANKCASE	100K0394
	01T002	OIL PAN	100K0394
	01T003	PISTON AND CRANKSHAFT	100K0394
	01T004	MAIN BEARING CASE	100K0394
	01T00501	FLYWHEEL [W/O IND-PTO]	100K0394
	01T00502	FLYWHEEL [WITH IND-PTO]	100K0394
	01T006	CYLINDER HEAD	100K0394
	01T007	VALVE AND ROCKER ARM	100K0394
	01T008	NOZZLE HOLDER/GLOW PLUG	100K0394
	01T009	NOZZLE HOLDER [COMPONENT PARTS]	100K0394
	01T010	CYLINDER HEAD COVER	100K0394
	01T011	INLET MANIFOLD	100K0394
	01T014	CAMSHAFT	100K0394
	01T015	GEAR CASE	100K0394
	01T016	WATER PUMP	100K0394
	01T017	WATER FLANGE AND THERMOSTAT	100K0394
	01T018	FUEL CAMSHAFT	100K0394
	01T019	INJECTION PUMP	100K0394
	01T020	INJECTION PUMP [COMPONENT PARTS]	100K0394
	01T021	ENGINE STOP LEVER	100K0394
01T022	SPEED CONTROL PLATE	100K0394	
01T023	GOVERNOR	100K0394	
01T02401	UPPER GASKET KIT	100K0394	
01T025	LOWER GASKET KIT	100K0394	
02T01201	AIR CLEANER	100K0394	
02T01202	DOUBLE AIR CLEANER [OPTION]	100K0394	
02T013	EXHAUST MANIFOLD AND MUFFLER	100K0394	
02T026	STOP SOLENOID AND ENGINE STOP WIRE	100K0394	
02T027	ACCELERATOR LEVER	100K0394	
02T028	ACCELERATOR LINKAGE	100K0394	
02T029	ACCELERATOR ROD	100K0394	
<b>FUEL SYSTEM</b>	02T030	FUEL TANK	100K0394
	02T031	FUEL PIPE AND FUEL FILTER	100K0394
	02T032	FUEL FILTER [COMPONENT PARTS]	100K0394
	02T033	FAN	100K0394
<b>COOLING WATER SYSTEM</b>	02T034	WATER PIPE	100K0394
	02T035	RADIATOR	100K0394
	02T036	RESERVE TANK	100K0394
	<b>ELECTRICAL SYSTEM</b>	02T037	ALTERNATOR
02T038		ALTERNATOR [COMPONENT PARTS]	100K0394
02T039		STARTER	100K0394
02T040		STARTER [COMPONENT PARTS]	100K0394
02T041		BATTERY	100K0394
02T042		SWITCH	100K0394
02T043		PANEL BOARD	100K0394
02T044		PANEL BOARD [COMPONENT PARTS]	100K0394

Item	Page No.	Description	Book
ELECTRICAL SYSTEM	02T045	LIGHT	100K0394
	02T046	ELECTRICAL WIRING	100K0394
CLUTCH	02T047	CLUTCH	100K0394
	02T048	CLUTCH LEVER	100K0394
	02T049	CLUTCH PEDAL	100K0394
	02T05001	CLUTCH HOUSING [MANUAL T/M TYPE]	100K0394
	02T05101	MID CASE [MANUAL T/M TYPE] [WITH IND-PTO]	100K0394
TRANSMISSION	02T052	TRANSMISSION CASE	100K0394
	02T05302	MAIN SHAFT [WITH IND-PTO]	100K0394
	02T054	COUNTERSHAFT	100K0394
	02T05601	SHUTTLE SHAFT [MANUAL T/M TYPE]	100K0394
	02T05701	RANGE GEAR SHAFT [MANUAL T/M TYPE]	100K0394
	02T05801	PTO COUNTERSHAFT [WITH IND-PTO]	100K0394
	02T05901	PTO CLUTCH [WITH IND-PTO]	100K0394
	02T06001	PTO SHAFT [W/O MID-PTO]	100K0394
	02T06002	PTO SHAFT [WITH MID-PTO]	100K0394
	02T061	MID PTO [WITH MID-PTO]	100K0394
SPEED CHANGE LEVER	02T06201	MAIN GEAR SHIFT LEVER [MANUAL T/M TYPE]	100K0394
	02T06301	MAIN GEAR SHIFT FORK [MANUAL T/M TYPE]	100K0394
	02T064	SHUTTLE SHIFT LEVER	100K0394
	02T06501	SHUTTLE SHIFT FORK [MANUAL T/M TYPE]	100K0394
	02T06601	RANGE GEAR SHIFT LEVER [MANUAL T/M TYPE] [W/O CREEP]	100K0394
	02T06602	RANGE GEAR SHIFT LEVER/CREEP GEAR SHIFT LEVER [MANUAL T/M TYPE] [WITH CREEP]	100K0394
	02T06701	RANGE GEAR SHIFT FORK AND CREEP GEAR SHIFT FORK [MANUAL T/M TYPE]	100K0394
	02T068	MID PTO SHIFT LEVER [WITH MID-PTO]	100K0394
	02T06901	PTO CLUTCH CONTROL LEVER [WITH IND-PTO]	100K0394
	02T07001	SPIRAL BEVEL PINION [W/O CREEP]	100K0394
	02T07002	SPIRAL BEVEL PINION AND CREEP [WITH CREEP]	100K0394
	02T071	REAR DIFFERENTIAL	100K0394
	02T072	DEFFERENTIAL LOCK SHIFT FORK	100K0394
REAR AXLE AND REAR WHEEL	02T073	REAR AXLE	100K0394
	02T07401	REAR WHEEL (11.2-24)	100K0394
	02T07402	REAR WHEEL (12.4-24)	100K0394
	02T07404	REAR WHEEL (13.6-16)	100K0394
	02T07405	REAR WHEEL (41X14.00-20)	100K0394
	02T07407	REAR WHEEL (355/80-D20)	100K0394

Item	Page No.	Description	Book
BRAKE	02T075	BRAKE	100K0394
	02T076	BRAKE PEDAL	100K0394
	02T077	BRAKE ROD 1	100K0394
	02T078	BRAKE ROD 2	100K0394
FRONT AXLE AND FRONT WHEEL AND CHASSIS	02T079	FRONT AXLE	100K0394
	02T080	KNUCKLE SHAFT	100K0394
	02T08101	FRONT WHEEL (5.00-15)	100K0394
	02T08102	FRONT WHEEL (23*8.50-12)	100K0394
	02T08103	FRONT WHEEL (25*8.50-14)	100K0394
	02T082	FRONT AXLE FRAME [2WD]	100K0394
	02T089	FRONT WHEEL DRIVE SHAFT	100K0394
	02T09301	STEERING LINKAGE [2WD]	100K0394
	02T094	STEERING CYLINDER	100K0394
	02T095	STEERING CYLINDER [COMPONENT PARTS]	100K0394
STEERING	02T096	STEERING CONTROLLER	100K0394
	02T097	STEERING HANDLE	100K0394
	02T098	HYDRAULIC OIL LINE (PS)	100K0394
	02T100	REGULATOR VALVE	100K0394
	02T10101	PTO HYDRAULIC OIL LINE [WITH IND-PTO] [MANUAL T/M TYPE]	100K0394
	02T102	HYDRAULIC PUMP	100K0394
	02T103	HYDRAULIC PUMP [COMPONENT PARTS]	100K0394
	02T104	HYDRAULIC OIL LINE (INLET)	100K0394
	02T105	HYDRAULIC OIL LINE (DELIVERY)	100K0394
	02T106	HYDRAULIC OUTLET BLOCK	100K0394
HYDRAULIC SYSTEM	02T107	HYDRAULIC CYLINDER	100K0394
	02T108	LIFT ARM	100K0394
	02T109	CONTROL VALVE	100K0394
	02T110	CONTROL VALVE [COMPONENT PARTS]	100K0394
	02T111	FEED BACK LEVER	100K0394
	02T112	POSITION CONTROL LEVER	100K0394
	02T113	DRAFT AND POSITION CONTROL LEVER 1 [OPTION]	100K0394
	02T114	DRAFT AND POSITION CONTROL LEVER 2 [OPTION]	100K0394
	02T115	TOP LINK HOLDER [OPTION]	100K0394
	02T11601	DRAWBAR AND PTO PROTECTOR	100K0394
	02T11602	SWINGING DRAWBAR AND CLEVIS DRAWBAR [OPTION]	100K0394
	02T11701	REMOTE CONTROL VALVE LEVER 1 [OPTION]	100K0394
	02T11702	REMOTE CONTROL VALVE LEVER 2 [OPTION]	100K0394
	02T11703	REMOTE CONTROL VALVE LEVER 3 [OPTION]	100K0394
	02T11801	REMOTE CONTROL VALVE COUPLER 1 [OPTION]	100K0394
	02T11802	REMOTE CONTROL VALVE COUPLER 2 [OPTION]	100K0394
	02T11803	REMOTE CONTROL VALVE COUPLER 3 [OPTION]	100K0394

Item	Page No.	Description	Book
HYDRAULIC SYSTEM	02T119	3-POINT LINKAGE 1 (LOWER LINK)	100K0394
	02T120	3-POINT LINKAGE 2 (LIFT ROD)	100K0394
HOOD(BONNET) AND ROPS	02T121	FRONT GRILLE	100K0394
	02T122	FRONT GRILLE SUPPORT	100K0394
	02T123	HOOD (BONNET)	100K0394
	02T124	SIDE COVER	100K0394
	02T125	SIDE COVER LOWER	100K0394
	02T126	SHUTTER PLATE	100K0394
	02T127	PANEL FRAME	100K0394
	02T128	FENDER	100K0394
	02T129	FLOOR SEAT	100K0394
	02T130	SEAT	100K0394
	02T131	STEP	100K0394
	02T132	ROPS	100K0394
LABELS	02T133	LABEL 1	100K0394
	02T134	LABEL 2	100K0394
ACCESSORIES	02T135	ACCESSORIES AND SERVICE PARTS	100K0394

CRANKCASE



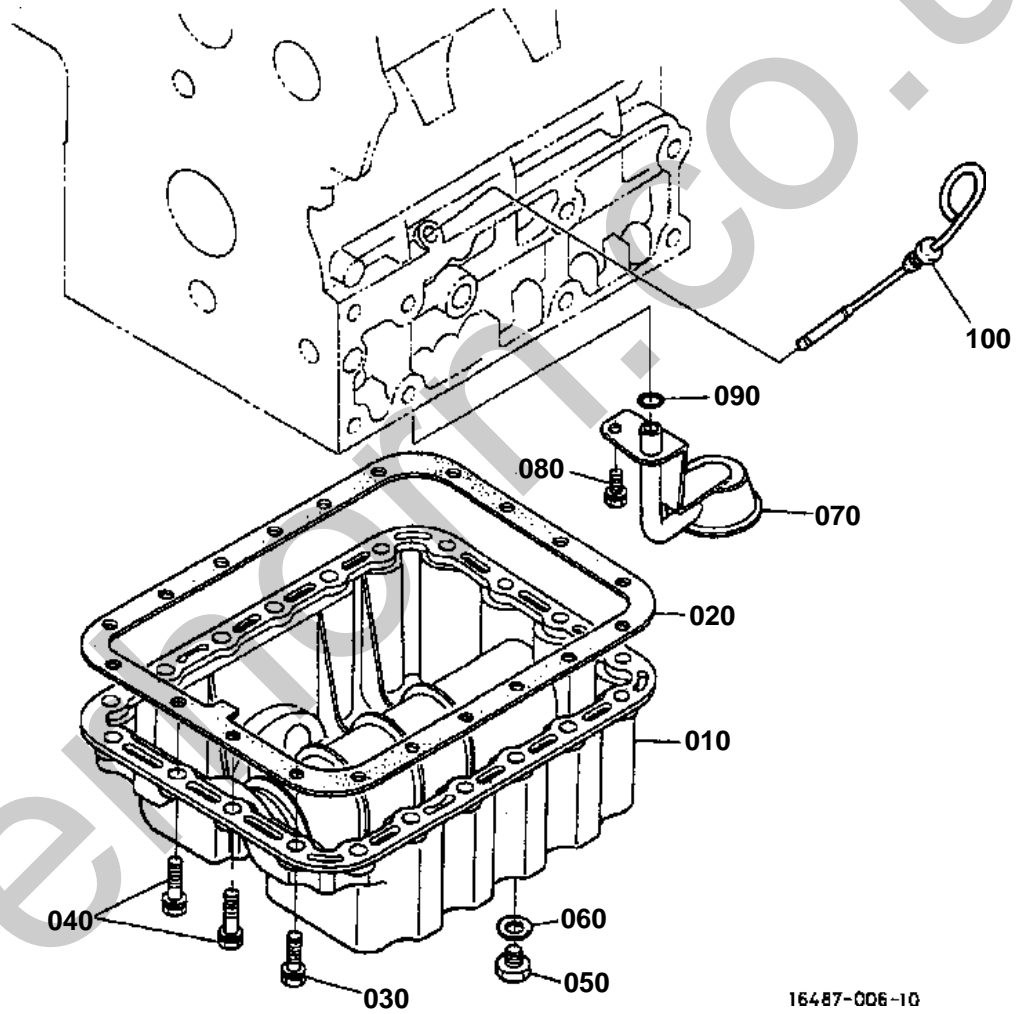


# CRANKCASE

↔ Interchangeable; ≠ not interchangeable; ← new for old; → old for new

REF.No	Part No.	Description	Q'ty	S.No.	I/C	REMARKS	Weight (kgf)	Weight (lb)
010	16477-01010	COMP.CRANKCASE	1				48.5	106.7
020	15521-96020	PLUG	5				0.003	0.0066
030	15521-96030	PLUG	2				0.007	0.0154
040	17391-96160	PLUG	3				0.003	0.0066
050	06311-75045	PLUG	1				0.026	0.0572
060	15221-03380	CAP SEALING	5				0.017	0.0374
070	15221-03390	CAP SEALING	2				0.03	0.066
080	05012-00408	PIN STRAIGHT	2				0.001	0.0022
090	05012-00609	PIN STRAIGHT	2				0.003	0.0066
100	05012-00612	PIN STRAIGHT	2				0.003	0.0066
110	05012-01018	PIN STRAIGHT	1				0.012	0.0264
120	15221-33650	PIN PIPE	1				0.004	0.0088
130	15321-73340	PIPE WATER RETURN	1				0.016	0.0352
140	15221-33610	PLUG	1				0.009	0.0198
150	15021-33660	GASKET	1				0.001	0.0022
160	15221-33700	O RING	1				0.001	0.0022
170	15471-35010	ASSY PUMP OIL	1				0	0
180	15296-35150	GASKET OIL PUMP	1				0.001	0.0022
190	01053-50650	BOLT	4				0.011	0.0242
200	04512-60060	WASHER SPRING	4				0.001	0.0022
210	19202-35660	GEAR OIL PUMP DRIVE	1				0.23	0.506
220	05712-00410	KEY FEATHER	1				0.001	0.0022
230	15221-35682	NUT FLANGE	1				0.014	0.0308
240	15531-39010	SWITCH OIL	1				0.032	0.0704

OIL PAN





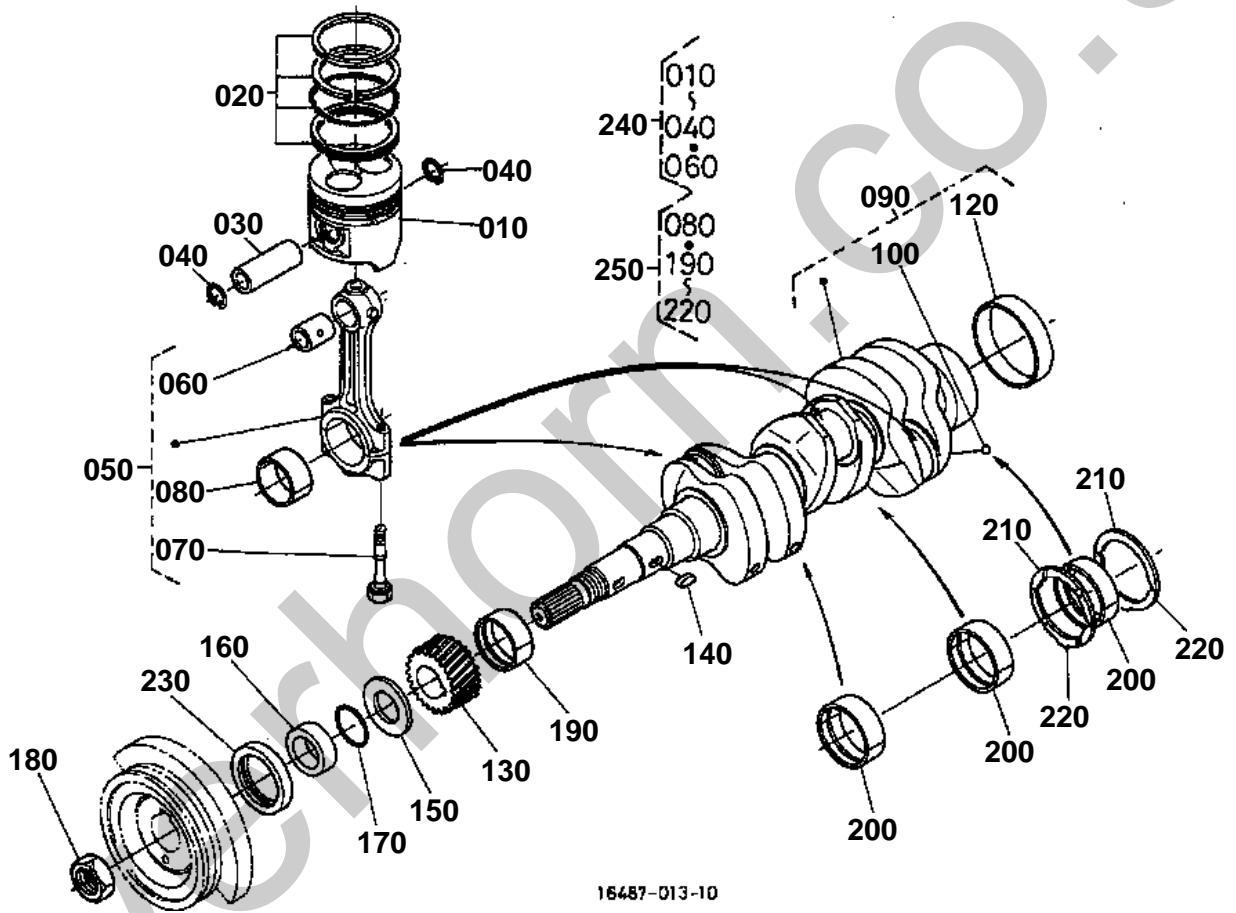


# OIL PAN

↔ Interchangeable; ≠ not interchangeable; ← new for old; → old for new

REF.No	Part No.	Description	Q'ty	S.No.	I/C	REMARKS	Weight (kgf)	Weight (lb)
010	15521-01610	OIL PAN	1				2.8	6.16
020	17326-01620	GASKET OIL PAN	1				0.02	0.044
030	01133-51028	BOLT	18				0.027	0.0594
040	01133-51025	BOLT	2				0.023	0.0506
050	15261-33750	PLUG	2				0.034	0.0748
060	15109-33660	GASKET	2	≤17842			0.001	0.0022
060	6C090-58960	GASKET	2	≥17843	←		0.002	0.0044
070	16427-32110	FILTER OIL	1				0.2	0.44
080	01123-50814	BOLT	1				0.01	0.022
090	04811-00160	O RING	1				0.001	0.0022
100	16457-36410	GAUGE OIL	1				0.035	0.077

PISTON AND CRANKSHAFT





# PISTON AND CRANKSHAFT

↔ Interchangeable; ≠ not interchangeable; ← new for old; → old for new

REF.No	Part No.	Description	Q'ty	S.No.	I/C	REMARKS	Weight (kgf)	Weight (lb)
010	16467-21110	PISTON	3			STD	0.525	1.155
010	16467-21910	PISTON	3			+0.50MM	0	0
020	16467-21050	ASSY PISTON RING	3			STD	0.055	0.121
020	16467-21090	ASSY PISTON RING	3			+0.50MM	0.06	0.132
030	14901-21310	PIN PISTON	3				0.17	0.374
040	14109-21330	CLIP PISTON PIN	6				0.015	0.033
050	17311-22010	ASSY CONNECTING ROD	3				0.885	1.947
060	17331-21980	BUSH PISTON PIN	3				0.025	0.055
070	15521-22142	BOLT CONNECTING ROD	6				0.026	0.0572
080	17311-22310	METAL CRANKPIN	3			STD	0.045	0.099
080	17331-22970	METAL CRANKPIN	3			-0.20MM	0.05	0.11
080	17331-22980	METAL CRANKPIN	3			-0.40MM	0.045	0.099
090	16414-23010	COMP.CRANKSHAFT	1				12.9	28.38
100	07715-00401	BALL	3				0.001	0.0022
120	19202-23280	SLEEVE CRANKSHAFT	1				0.09	0.198
130	15471-24110	GEAR CRANK	1				0.375	0.825
140	05712-00720	KEY FEATHER	1				0.008	0.0176
150	15471-23312	SLINGER OIL	1				0.008	0.0176
160	19202-23250	COLLAR CRANKSHAFT	1				0.065	0.143
170	04811-10300	O RING	1				0.001	0.0022
180	15221-23360	NUT CRANKSHAFT	1				0.11	0.242
190	17311-23470	METAL CRANKSHAFT	1			STD	0.06	0.132
190	17311-23910	METAL CRANKSHAFT	1			-0.20MM	0.05	0.11
190	17311-23920	METAL CRANKSHAFT	1			-0.40MM	0.06	0.132
200	17311-23480	METAL CRANKSHAFT	3			STD	0.045	0.099
200	17311-23930	METAL CRANKSHAFT	1			-0.20MM	0.05	0.11
200	17311-23940	METAL CRANKSHAFT	1			-0.40MM	0.06	0.132
210	15521-23530	METAL SIDE	2			STD	0.01	0.022
210	15221-23950	METAL SIDE	2			+0.20MM	0.009	0.0198
210	15221-23960	METAL SIDE	2			+0.40MM	0.009	0.0198
220	19202-23540	METAL SIDE	2			STD	0.01	0.022
220	19202-23970	METAL SIDE	2			+0.20MM	0.01	0.022
220	19202-23980	METAL SIDE	2			+0.40MM	0.01	0.022
230	19202-04140	SEAL OIL	1				0.015	0.033
240	07916-27640	KIT PISTON-RING	3			STD	0.8	1.76
240	07916-27650	KIT PISTON-RING	3			+0.50MM	0.8	1.76
250	07916-28070	KIT METAL ENGINE	1			STD	0.35	0.77
250	07916-28720	KIT METAL ENGINE	1			-0.20MM	0.44	0.968
250	07916-28730	KIT METAL ENGINE	1			-0.40MM	0.44	0.968

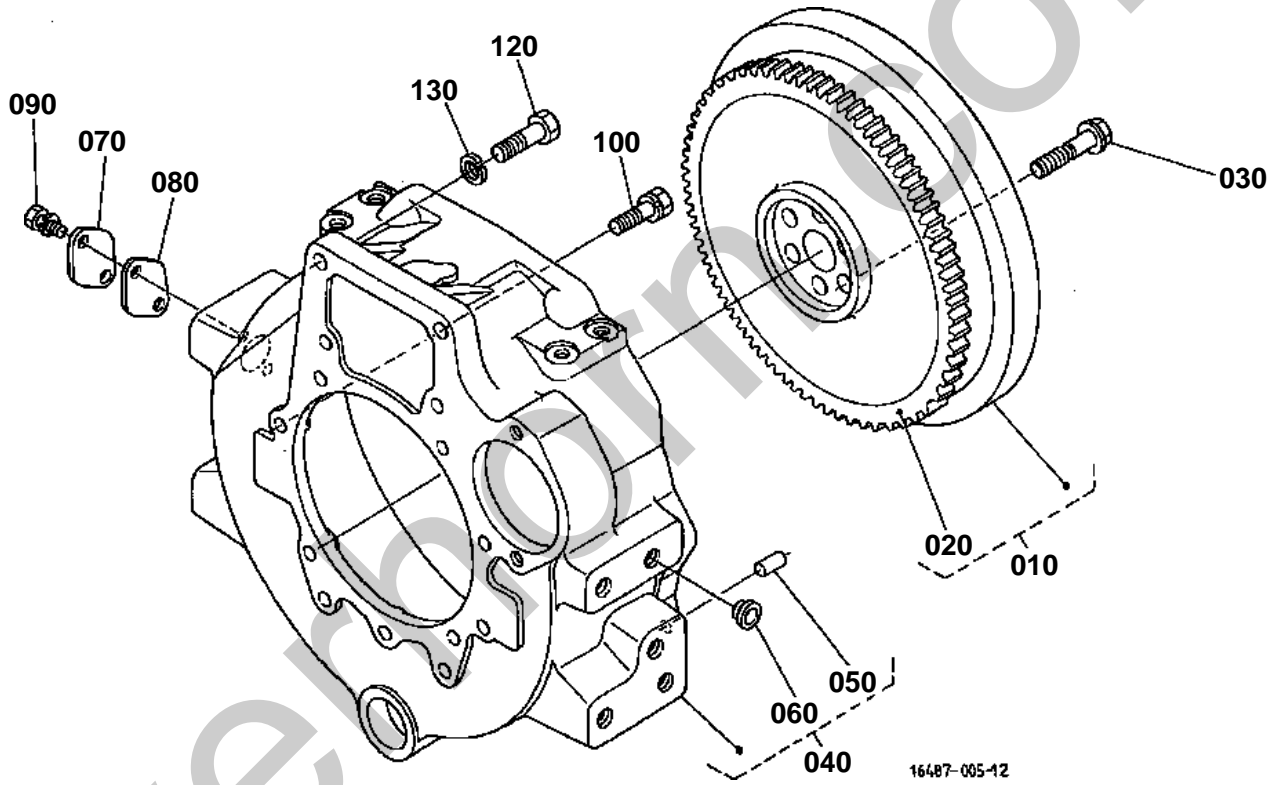




# MAIN BEARING CASE

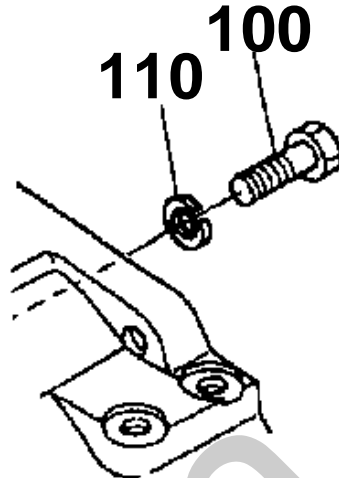
↔ Interchangeable; ≠ not interchangeable; ← new for old; → old for new

REF.No	Part No.	Description	Q'ty	S.No.	I/C	REMARKS	Weight (kgf)	Weight (lb)
010	19013-04090	ASSY CASE MAIN BRG.	1				0	0
020	19013-04540	BOLT BEARING CASE	6				0.038	0.0836
030	17118-04360	GASKET BRG.CASE	1				0	0
040	19013-04813	COVER BEARING CASE	1				0.41	0.902
050	17118-04830	GASKET BRG.CASE COV.	1				0.01	0.022
060	01123-50825	BOLT	8				0.013	0.0286
070	01123-50828	BOLT	8				0.014	0.0308
080	19202-04460	SEAL OIL	1				0.055	0.121
090	19013-04040	ASSY CASE MAIN BRG.	1				0	0
100	19013-04050	ASSY CASE MAIN BRG.	1				0	0
110	15601-04560	BOLT BEARING CASE	2				0.06	0.132



100 01073-51030

110 04512-50100



Silverhorn.CO.UK

16487-820-10



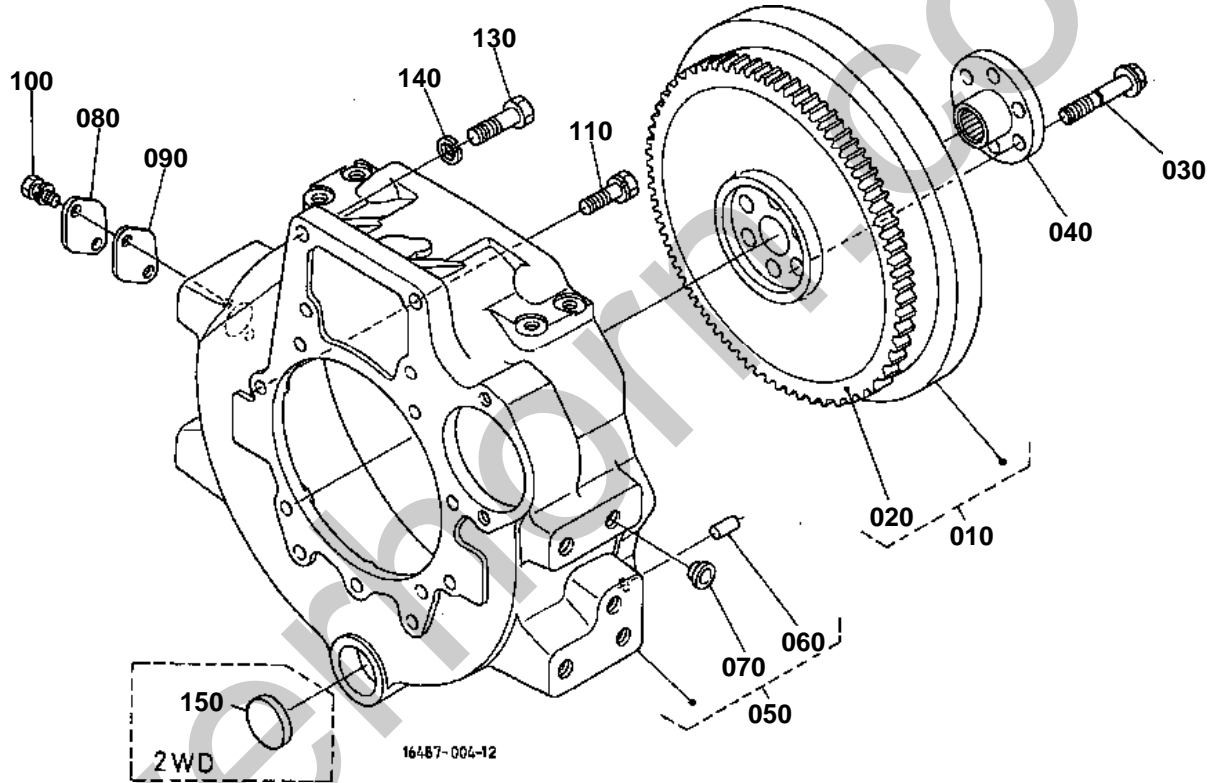
FLYWHEEL [W/O IND-PTO]

↔ Interchangeable; ≠ not interchangeable; ← new for old; → old for new

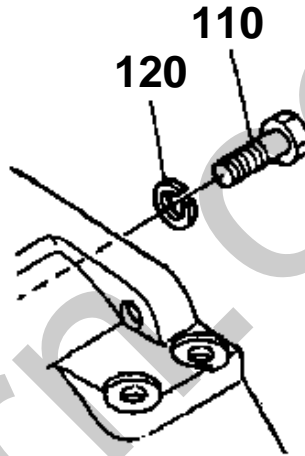
REF.No	Part No.	Description	Q'ty	S.No.	I/C	REMARKS	Weight (kgf)	Weight (lb)
010	16457-25010	COMP.FLYWHEEL	1				25.7	56.54
020	15221-63820	GEAR RING	1				1.2	2.64
030	16457-25160	BOLT FLYWHEEL	6				0.063	0.1386
040	TA040-20100	COMP.HOUSING F-W	1	<=1002			0	0
040	TA040-20102	COMP.HOUSING F-W	1	>=1003	↔		18.2	40.04
050	05012-01018	PIN STRAIGHT	2				0.012	0.0264
060	31220-14290	PLUG	9				0.002	0.0044
070	15521-04680	COVER	1				0.035	0.077
080	15521-04790	PACKING COVER	1				0.005	0.011
090	01123-60816	BOLT	2				0.01	0.022
100	01073-51030	BOLT	11	<=5388			0.028	0.0616
100	16427-91010	BOLT	11	>=5389	←		0.004	0.0088
110	04512-50100	WASHER SPRING	11	<=5388			0.003	0.0066
120	01073-51240	BOLT	2				0.049	0.1078
130	04512-50120	WASHER SPRING	2				0.003	0.0066



FLYWHEEL [WITH IND-PTO]



110 01073-51030  
120 04512-50100



16487-801-10

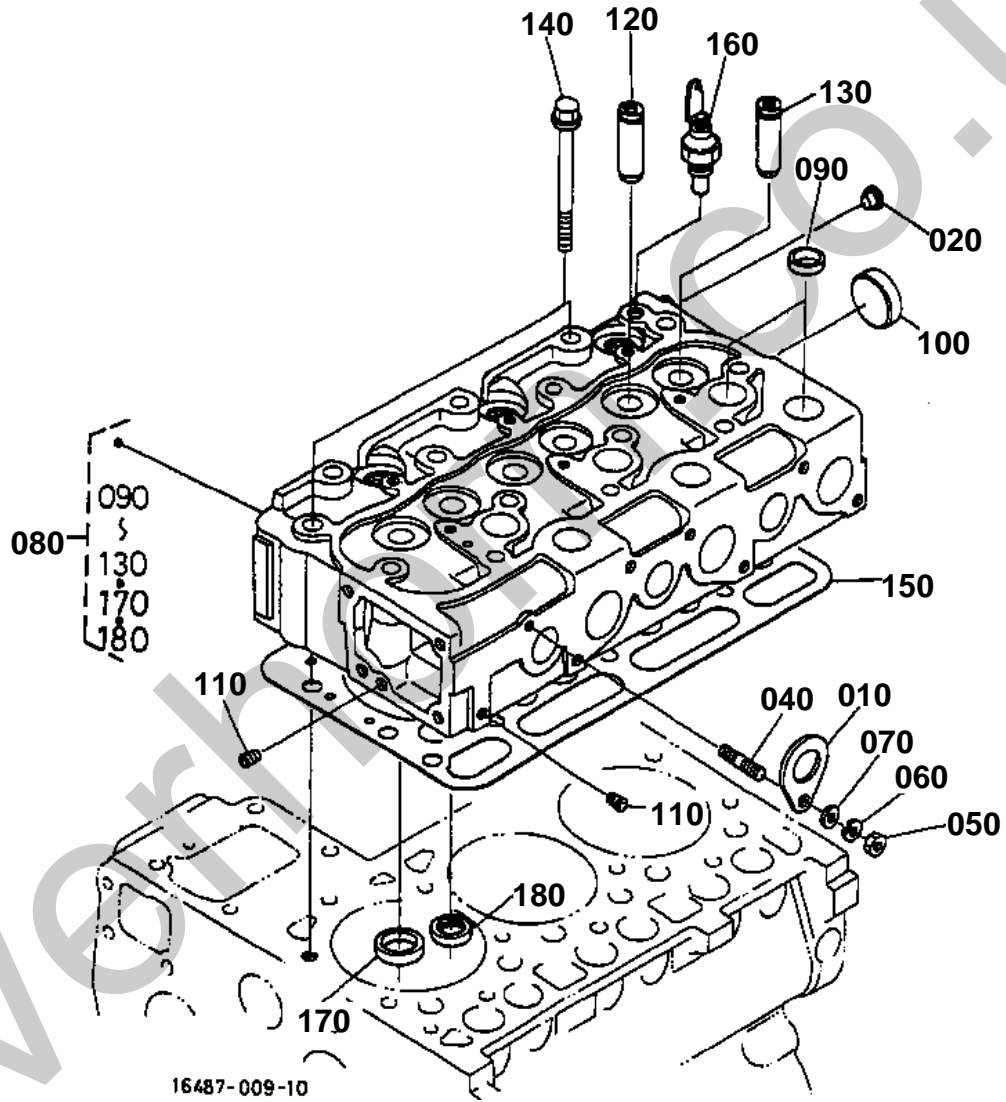


FLYWHEEL [WITH IND-PTO]

↔ Interchangeable; ≠ not interchangeable; ← new for old; → old for new

REF.No	Part No.	Description	Q'ty	S.No.	I/C	REMARKS	Weight (kgf)	Weight (lb)
010	16457-25010	COMP.FLYWHEEL	1				25.7	56.54
020	15221-63820	GEAR RING	1				1.2	2.64
030	17394-25160	BOLT FLYWHEEL	6				0.07	0.154
040	35080-14010	HUB SPLINE	1				0.44	0.968
050	TA040-20100	COMP.HOUSING F-W	1	≤1002			0	0
050	TA040-20102	COMP.HOUSING F-W	1	≥1003	↔		18.2	40.04
060	05012-01018	PIN STRAIGHT	2				0.012	0.0264
070	31220-14290	PLUG	9				0.002	0.0044
080	15521-04680	COVER	1				0.035	0.077
090	15521-04790	PACKING COVER	1				0.005	0.011
100	01123-60816	BOLT	2				0.01	0.022
110	01073-51030	BOLT	11	≤5388			0.028	0.0616
110	16427-91010	BOLT	11	≥5389	←		0.004	0.0088
120	04512-50100	WASHER SPRING	11	≤5388			0.003	0.0066
130	01073-51240	BOLT	2				0.049	0.1078
140	04512-50120	WASHER SPRING	2				0.003	0.0066
150	34070-12230	PLUG	1			2WD	0.02	0.044

CYLINDER HEAD



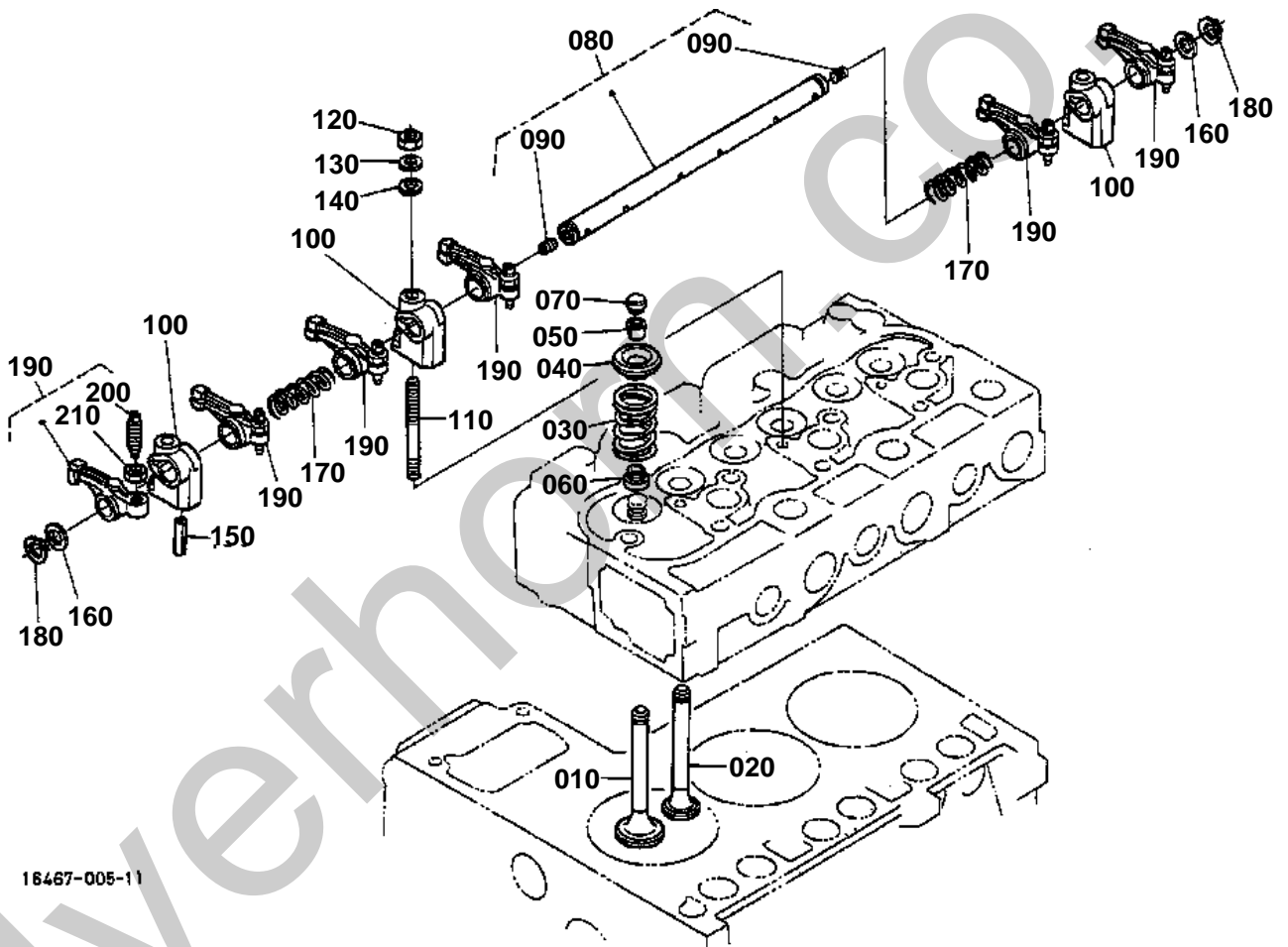


# CYLINDER HEAD

↔ Interchangeable; ≠ not interchangeable; ← new for old; → old for new

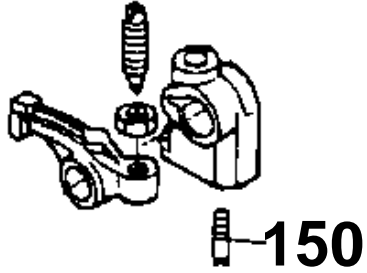
REF.No	Part No.	Description	Q'ty	S.No.	I/C	REMARKS	Weight (kgf)	Weight (lb)
010	15221-01750	HOOK ENGINE	1				0.04	0.088
020	09980-10075	CAP PROTECTOR	1				0.001	0.0022
040	15471-91530	STUD	1				0.01	0.022
050	02156-50080	NUT	1				0.004	0.0088
060	04512-50080	WASHER SPRING	1				0.001	0.0022
070	04012-50080	WASHER PLAIN	1				0.001	0.0022
080	16467-03040	COMP.CYLINDER HEAD	1	≤17910			0	0
080	16467-03047	COMP.CYLINDER HEAD	1	≥17911	←		0	0
090	15221-03370	CAP SEALING	9				0.01	0.022
100	15221-03490	CAP SEALING	1				0.02	0.044
110	15261-96010	PLUG	2				0.002	0.0044
120	17321-13580	GUIDE INLET VALVE	3				0.015	0.033
130	17321-13560	GUIDE EXHAUST VALVE	3				0.02	0.044
140	19013-03450	BOLT CYLINDER HEAD	14				0.077	0.1694
150	16467-03310	GASKET CYL.HEAD	1				0.1	0.22
160	31351-32830	SENSOR THERMO	1				0.02	0.044
170	16415-13620	SEAT INLET VALVE	3				0.01	0.022
180	16415-13612	SEAT EXHAUST VALVE	3				0.01	0.022

VALVE AND ROCKER ARM



18467-005-11

150 15221-1442-0



16487-802-10

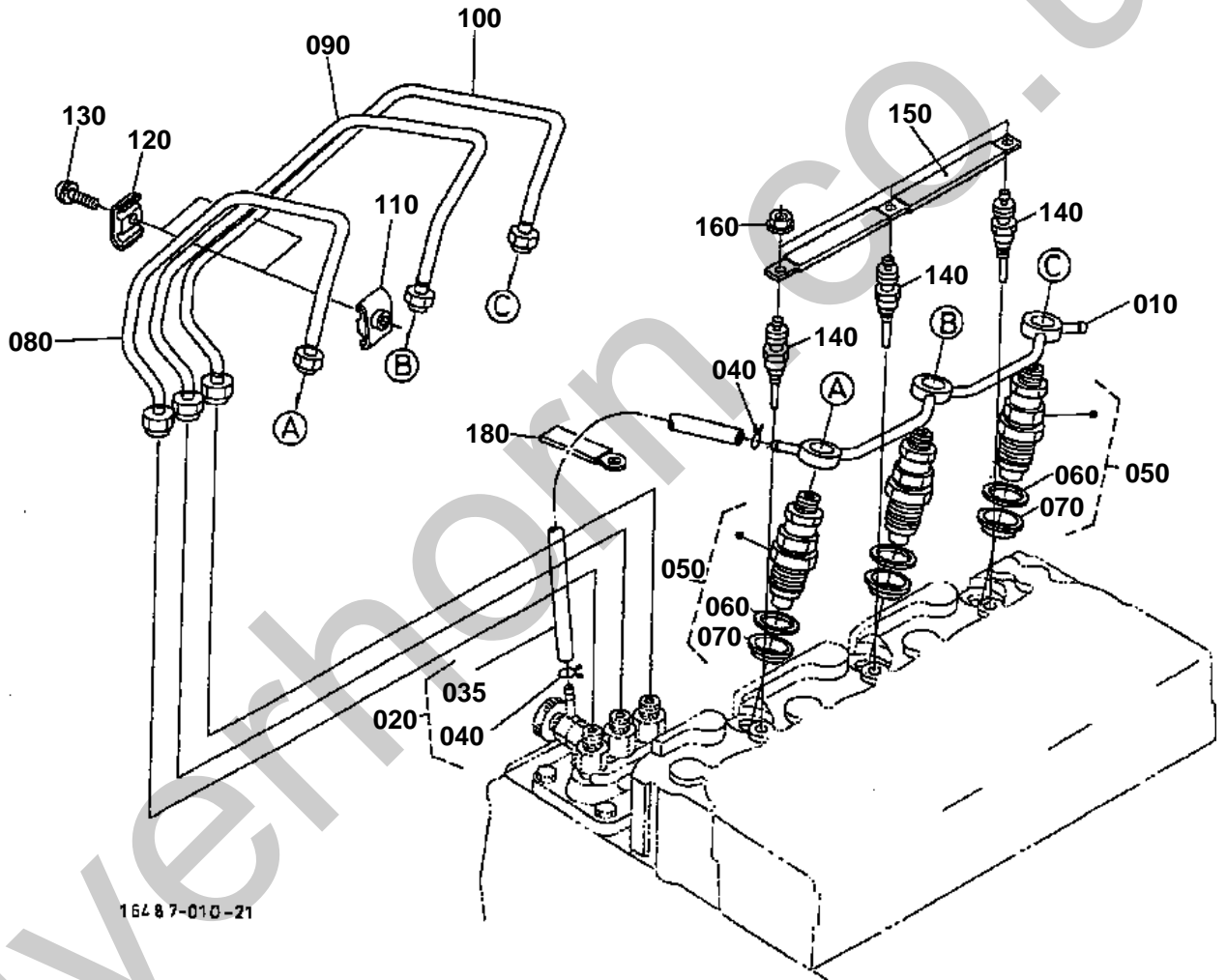
**VALVE AND ROCKER ARM**

↔ Interchangeable; ≠ not interchangeable; ← new for old; → old for new

REF.No	Part No.	Description	Q'ty	S.No.	I/C	REMARKS	Weight (kgf)	Weight (lb)
010	16484-13110	VALVE INLET	3				0.05	0.11
020	16484-13120	VALVE EXHAUST	3				0.1	0.22
030	15221-13240	SPRING VALVE	6				0.036	0.0792
040	15221-13330	RETAINER VALVE SP.	6				0.03	0.066
050	15221-13360	COLLET VALVE SPRING	6				0.005	0.011
060	15221-13150	SEAL VALVE STEM	6				0.001	0.0022
070	15221-13280	CAP VALVE	6				0.006	0.0132
080	15321-14050	ASSY SHAFT R-ARM	1	≤2946			0.25	0.55
080	15321-14052	ASSY SHAFT R-ARM	1	≥2947	≠		0.235	0.517
090	03410-00808	SCREW SET	2				0.002	0.0044
100	15221-14350	BRACKET ROCKER ARM	3				0.044	0.0968
110	15521-91500	STUD	3				0.035	0.077
120	02156-50080	NUT	3				0.004	0.0088
130	04512-60080	WASHER SPRING	3				0.002	0.0044
140	04012-50080	WASHER PLAIN	3				0.001	0.0022
150	15221-14420	SCREW SET.ROCKER ARM	1	≤2946			0.003	0.0066
150	05411-00528	PIN SPRING	1	≥2947	≠		0.003	0.0066
160	15221-14430	WASHER R-ARM.SHAFT	2				0.002	0.0044
170	15221-14310	SPRING ROCKER ARM	2				0.005	0.011
180	04612-00140	CIRCLIP EXTERNAL	2				0.001	0.0022
190	15621-14030	ASSY ROCKER ARM	6				0.1	0.22
200	15521-14230	SCREW ADJUSTING	6				0.009	0.0198
210	15021-14240	NUT	6				0.003	0.0066



NOZZLE HOLDER/GLOW PLUG

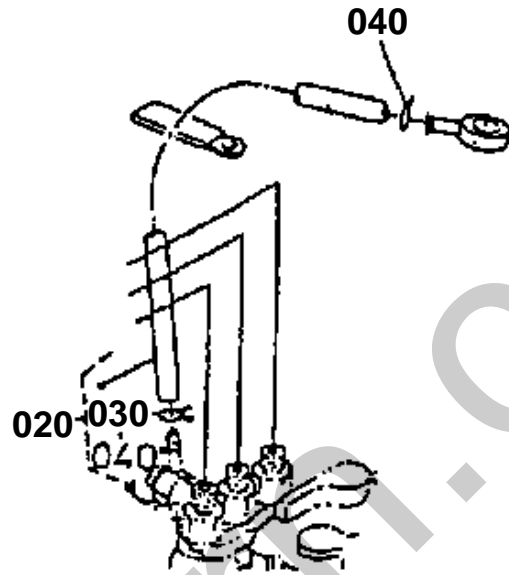


NOZZLE HOLDER/GLOW PLUG

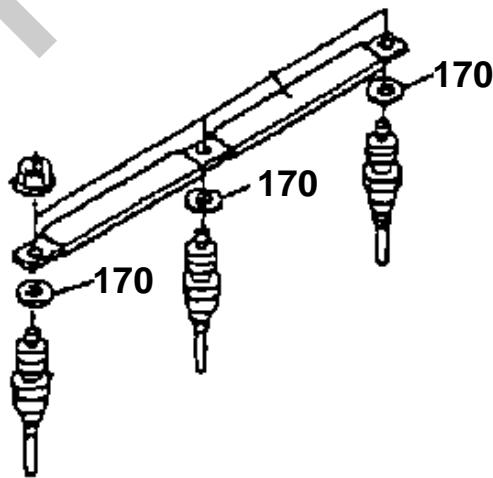
020 17331-4250-0

030 14971-4275-0

040 10244-4232-0



170 04013-60040



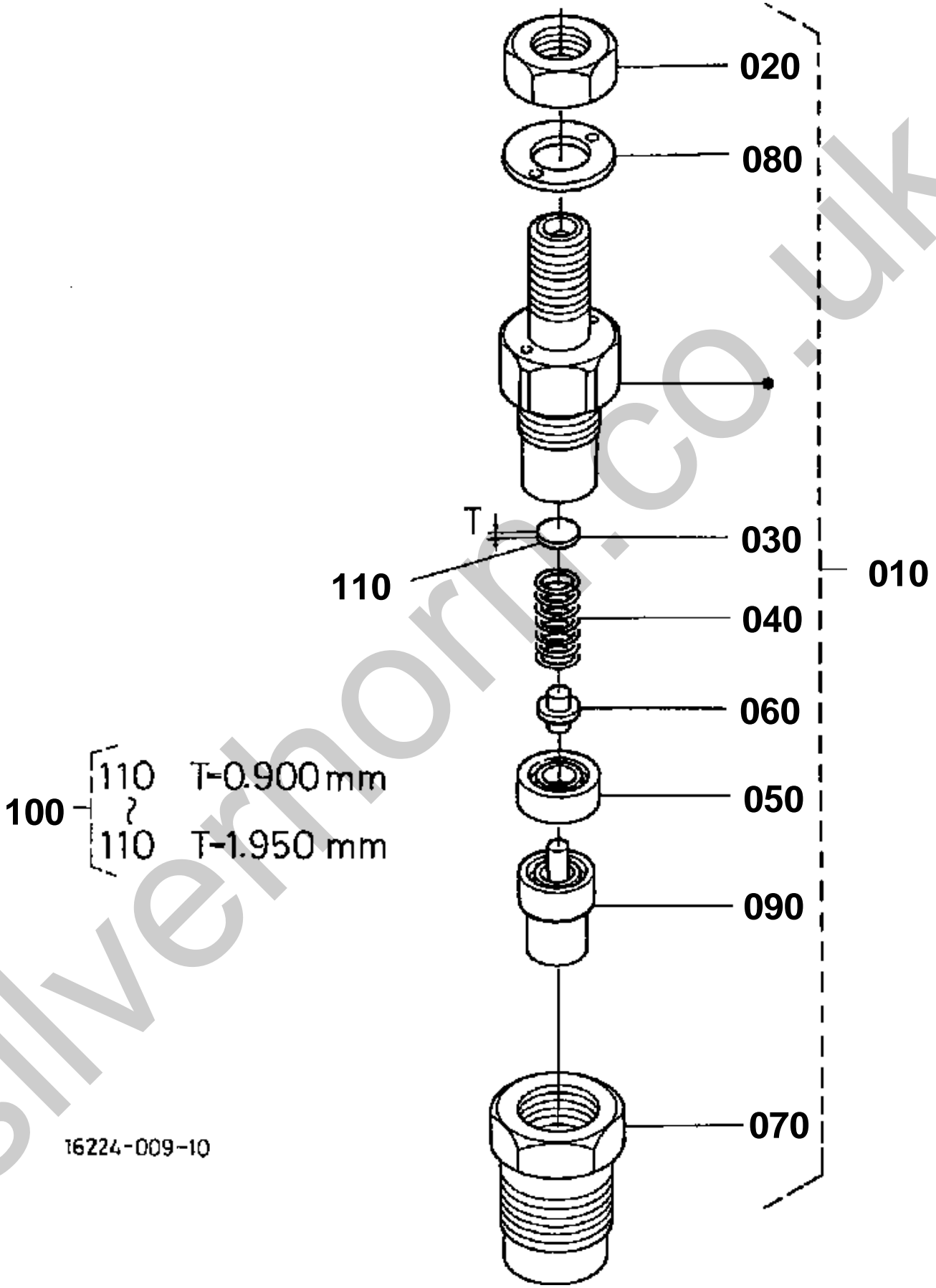
16487-821-10

**NOZZLE HOLDER/GLOW PLUG**

↔ Interchangeable; ≠ not interchangeable; ← new for old; → old for new

REF.No	Part No.	Description	Q'ty	S.No.	I/C	REMARKS	Weight (kgf)	Weight (lb)
010	16467-42502	ASSY PIPE OVER FLOW	1				0.045	0.099
020	17331-42500	ASSY PIPE OVER FLOW	1	<=6216			0.02	0.044
020	34070-42633	ASSY TUBE FUEL	1	>=6217	←		0.025	0.055
030	14971-42750	CLIP PIPE	1	<=6216			0.001	0.0022
035	09661-40400	TUBE FUEL	1	>=6217			0.02	0.044
040	10244-42320	CLIP PIPE	1	<=6216			0.001	0.0022
040	14971-42750	CLIP PIPE	2	>=6217	↔		0.001	0.0022
050	16082-53900	KIT HOLDER NOZZLE	3			REFER TO L.No.0B06-L0 FOR COMPONENTS.	0.146	0.3212
060	15841-53620	GASKET	3	<=6272			0	0
060	15841-53622	GASKET	3	>=6273	↔		0.002	0.0044
070	19077-53650	SEAL HEAT	3				0.005	0.011
080	19077-53710	PIPE INJECTION	1	<=9880			0	0
080	19077-53712	PIPE INJECTION	1	>=9881	≠		0.13	0.286
080	19077-53714	PIPE INJECTION	1	>=10096	≠		0.14	0.308
090	19077-53720	PIPE INJECTION	1	<=9880			0	0
090	19077-53722	PIPE INJECTION	1	>=9881	≠		0.14	0.308
090	19077-53723	PIPE INJECTION	1	>=10096	≠		0.14	0.308
100	19077-53730	PIPE INJECTION	1	<=9880			0	0
100	19077-53732	PIPE INJECTION	1	>=9881	≠		0.14	0.308
100	19077-53733	PIPE INJECTION	1	>=10096	≠		0.12	0.264
110	15841-53850	CLAMP PIPE	2				0.01	0.022
120	15841-53860	CLAMP PIPE	2				0.009	0.0198
130	03024-50520	SCREW WITH WASHER	2				0.004	0.0088
140	19077-65510	PLUG GLOW	3				0.03	0.066
150	16415-65560	CORD GLOW PLUG	1				0.015	0.033
160	02761-50040	NUT FLANGE	3				0.002	0.0044
170	04013-60040	WASHER PLAIN	3	<=17910			0.002	0.0044
180	15272-67590	CLAMP CORD	1				0.004	0.0088

NOZZLE HOLDER [COMPONENT PARTS]



16224-009-10

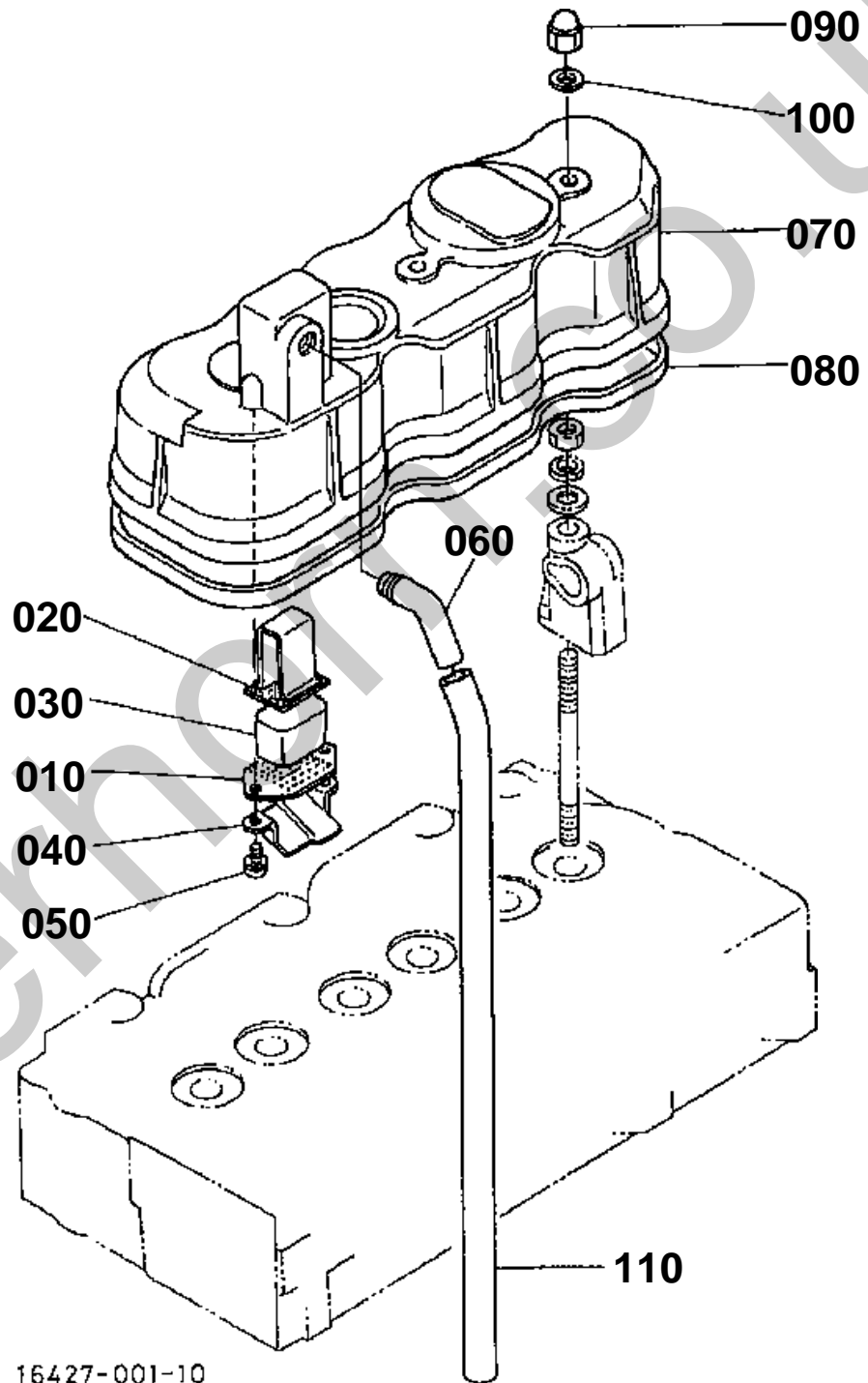


**NOZZLE HOLDER [COMPONENT PARTS]**

↔ Interchangeable; ≠ not interchangeable; ← new for old; → old for new

REF.No	Part No.	Description	Q'ty	S.No.	I/C	REMARKS	Weight (kgf)	Weight (lb)
010	16082-53000	ASSY HOLDER NOZZLE	3				0.13	0.286
020	15841-92030	NUT	3				0.005	0.011
030	15841-53230	WASHER ADJUSTING	3				0.001	0.0022
040	16475-53170	SPRING NOZZLE	3				0.005	0.011
050	15841-53350	PIECE DISTANCE	3				0.004	0.0088
060	15841-53160	PUSH ROD	3				0.001	0.0022
070	16475-53280	NUT NOZZLE	3				0.03	0.066
080	15841-94040	WASHER	3				0.001	0.0022
090	16082-53610	PIECE NOZZLE	3				0.023	0.0506
100	15841-98100	ASSY WASHER ADJUST	3				0.043	0.0946
110	15841-53230	WASHER ADJUSTING	3			0.900MM	0.001	0.0022
110	15841-98510	WASHER ADJUSTING	3			0.925MM	0.001	0.0022
110	15841-98520	WASHER ADJUSTING	3			0.950MM	0.001	0.0022
110	15841-98530	WASHER ADJUSTING	3			0.975MM	0.001	0.0022
110	15841-98540	WASHER ADJUSTING	3			1.000MM	0.001	0.0022
110	15841-98550	WASHER ADJUSTING	3			1.025MM	0.001	0.0022
110	15841-98560	WASHER ADJUSTING	3			1.050MM	0.001	0.0022
110	15841-98570	WASHER ADJUSTING	3			1.075MM	0.001	0.0022
110	15841-98580	WASHER ADJUSTING	3			1.100MM	0.001	0.0022
110	15841-98590	WASHER ADJUSTING	3			1.125MM	0.001	0.0022
110	15841-98600	WASHER ADJUSTING	3			1.150MM	0.001	0.0022
110	15841-98610	WASHER ADJUSTING	3			1.175MM	0.001	0.0022
110	15841-98620	WASHER ADJUSTING	3			1.200MM	0.001	0.0022
110	15841-98630	WASHER ADJUSTING	3			1.225MM	0.001	0.0022
110	15841-98640	WASHER ADJUSTING	3			1.250MM	0.001	0.0022
110	15841-98650	WASHER ADJUSTING	3			1.275MM	0.001	0.0022
110	15841-98660	WASHER ADJUSTING	3			1.300MM	0.001	0.0022
110	15841-98670	WASHER ADJUSTING	3			1.325MM	0.001	0.0022
110	15841-98680	WASHER ADJUSTING	3			1.350MM	0.001	0.0022
110	15841-98690	WASHER ADJUSTING	3			1.375MM	0.001	0.0022
110	15841-98700	WASHER ADJUSTING	3			1.400MM	0.001	0.0022
110	15841-98710	WASHER ADJUSTING	3			1.425MM	0.001	0.0022
110	15841-98720	WASHER ADJUSTING	3			1.450MM	0.001	0.0022
110	15841-98730	WASHER ADJUSTING	3			1.475MM	0.001	0.0022
110	15841-98740	WASHER ADJUSTING	3			1.500MM	0.001	0.0022
110	15841-98750	WASHER ADJUSTING	3			1.525MM	0.001	0.0022
110	15841-98760	WASHER ADJUSTING	3			1.550MM	0.001	0.0022
110	15841-98770	WASHER ADJUSTING	3			1.575MM	0.001	0.0022
110	15841-98780	WASHER ADJUSTING	3			1.600MM	0.002	0.0044
110	15841-98790	WASHER ADJUSTING	3			1.625MM	0.001	0.0022
110	15841-98800	WASHER ADJUSTING	3			1.650MM	0.001	0.0022
110	15841-98810	WASHER ADJUSTING	3			1.675MM	0.004	0.0088
110	15841-98820	WASHER ADJUSTING	3			1.700MM	0.001	0.0022
110	15841-98830	WASHER ADJUSTING	3			1.725MM	0.001	0.0022
110	15841-98840	WASHER ADJUSTING	3			1.750MM	0.001	0.0022
110	15841-98850	WASHER ADJUSTING	3			1.775MM	0.001	0.0022
110	15841-98860	WASHER ADJUSTING	3			1.800MM	0.001	0.0022
110	15841-98870	WASHER ADJUSTING	3			1.825MM	0.001	0.0022
110	15841-98880	WASHER ADJUSTING	3			1.850MM	0.001	0.0022
110	15841-98890	WASHER ADJUSTING	3			1.875MM	0.001	0.0022
110	15841-98900	WASHER ADJUSTING	3			1.900MM	0.001	0.0022
110	15841-98910	WASHER ADJUSTING	3			1.925MM	0.001	0.0022
110	15841-98920	WASHER ADJUSTING	3			1.950MM	0.001	0.0022

CYLINDER HEAD COVER



16427-001-10

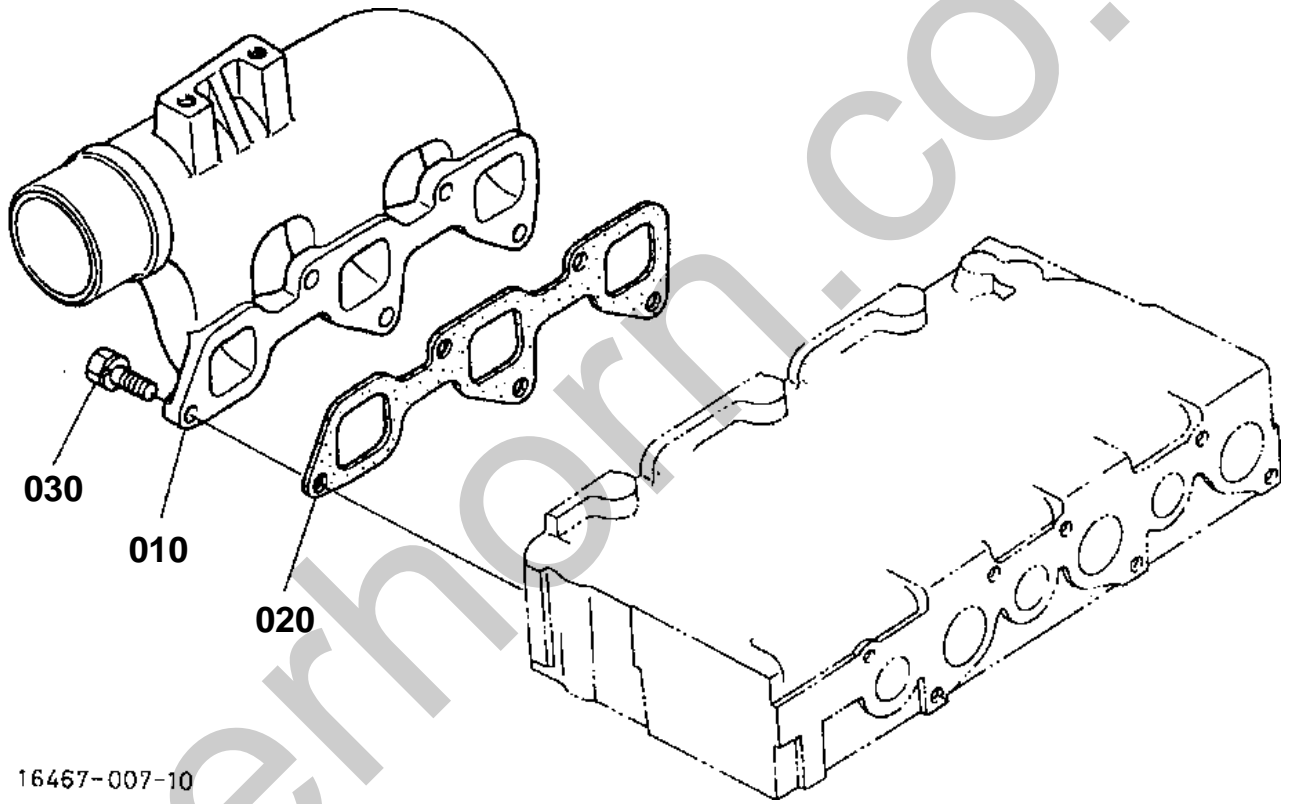


## CYLINDER HEAD COVER

↔ Interchangeable; ≠ not interchangeable; ← new for old; → old for new

REF.No	Part No.	Description	Q'ty	S.No.	I/C	REMARKS	Weight (kgf)	Weight (lb)
010	15521-05140	PLATE B/THER ELEMENT	1				0.005	0.011
020	15521-05150	PLATE B/THER ELEMENT	1				0.01	0.022
030	15521-05670	ELEMENT BREATHER	1				0.01	0.022
040	15521-05370	OIL SHIELD BREATHER	1				0.005	0.011
050	03034-50510	SCREW WITH WASHER	2				0.003	0.0066
060	17365-05550	JOINT BREATHER	1				0.065	0.143
070	16427-14510	COVER CYL.HEAD	1				1.13	2.486
080	15521-14520	GASKET HEAD COVER	1				0.035	0.077
090	15451-92330	NUT CAP	3				0.015	0.033
100	15021-33660	GASKET	3				0.001	0.0022
110	15837-05510	PIPE BREATHER	1				0.06	0.132

INLET MANIFOLD



16467-007-10



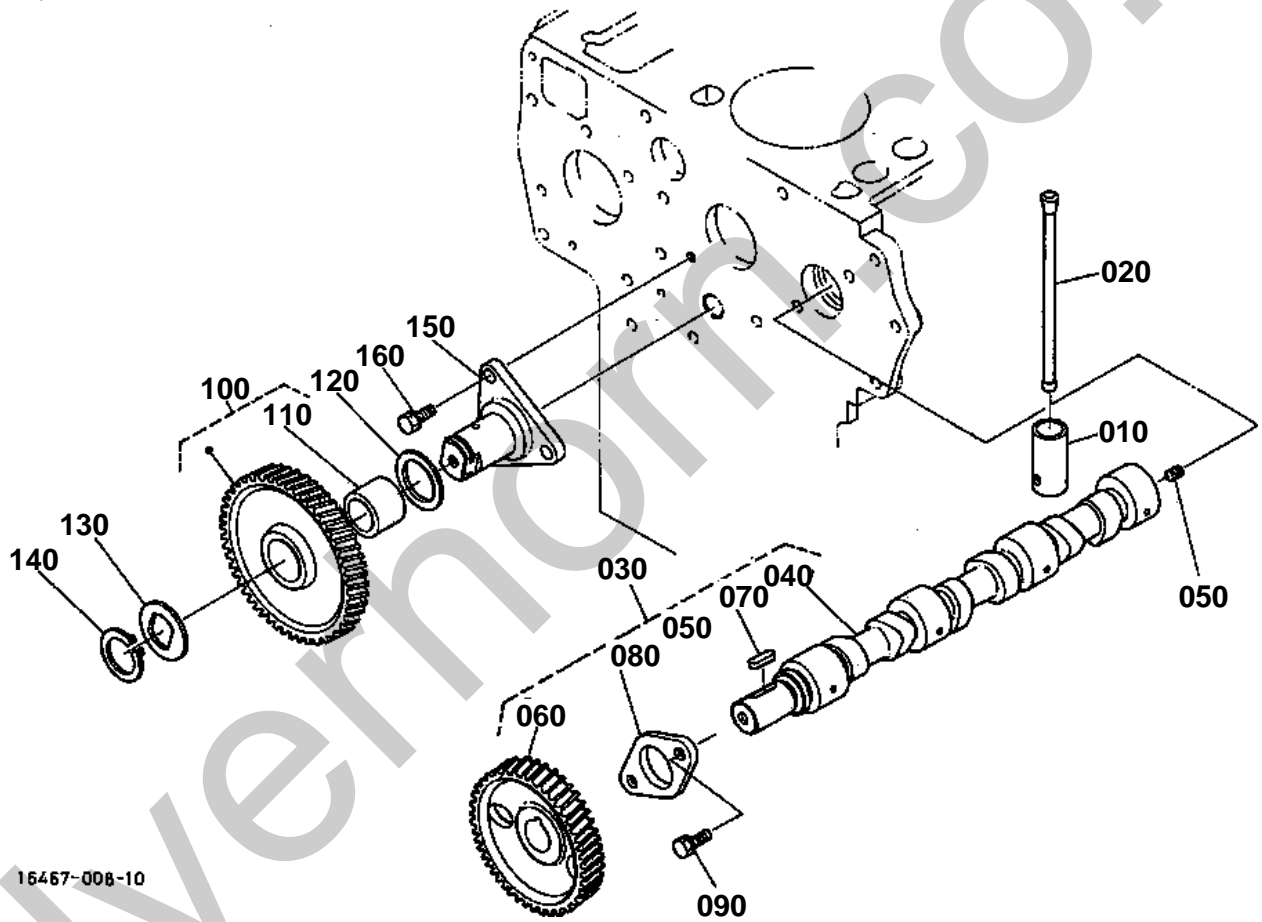


# INLET MANIFOLD

↔ Interchangeable; ≠ not interchangeable; ← new for old; → old for new

REF.No	Part No.	Description	Q'ty	S.No.	I/C	REMARKS	Weight (kgf)	Weight (lb)
010	16415-11760	MANIFOLD INLET	1				0	0
020	17326-11820	GASKET IN-MANIFOLD	1				0.015	0.033
030	01123-50822	BOLT	5				0.012	0.0264

CAMSHAFT



16467-008-10

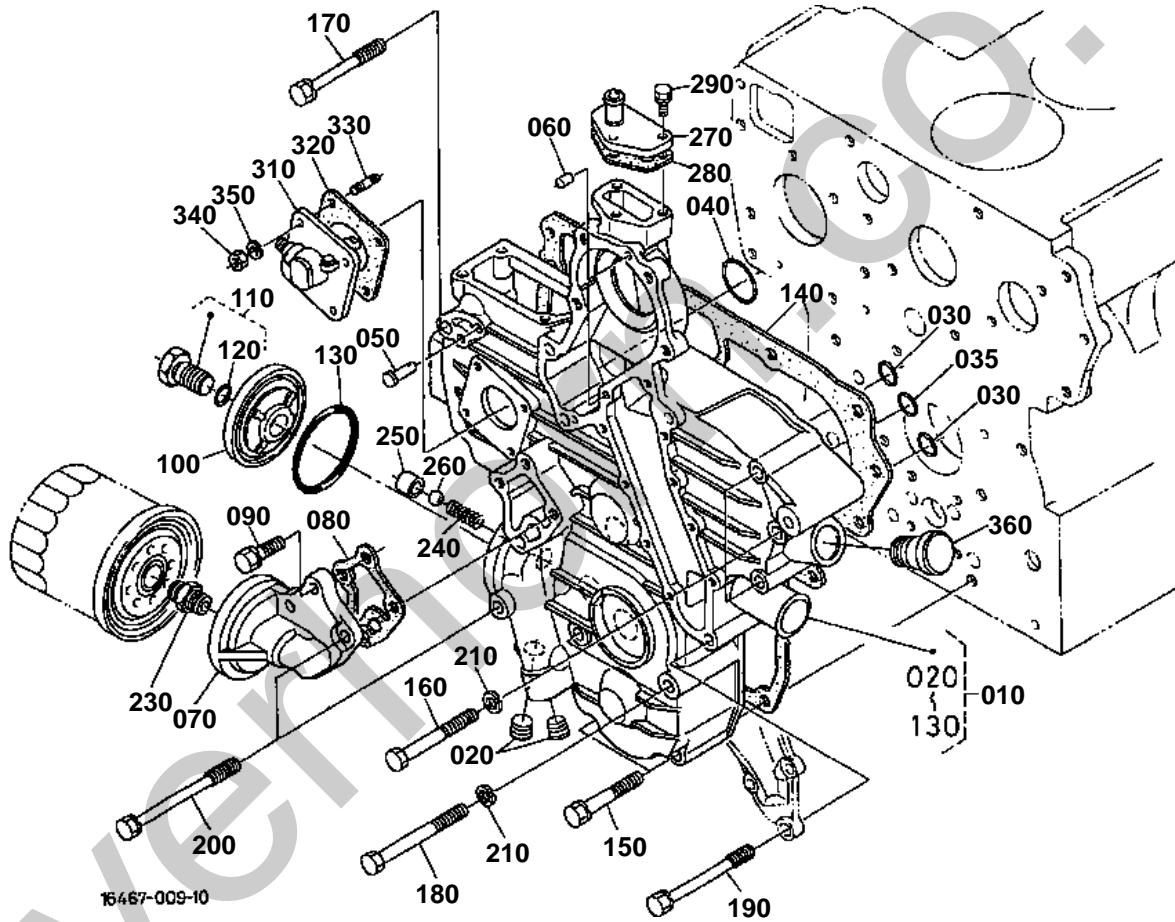


# CAMSHAFT

↔ Interchangeable; ≠ not interchangeable; ← new for old; → old for new

REF.No	Part No.	Description	Q'ty	S.No.	I/C	REMARKS	Weight (kgf)	Weight (lb)
010	15601-15550	TAPPET	6				0.08	0.176
020	19013-15110	PUSH ROD	6				0.05	0.11
030	17331-16010	ASSY CAMSHAFT	1				3.42	7.524
040	17331-16150	CAMSHAFT	1				1.795	3.949
050	15521-93610	SCREW SET	1				0.002	0.0044
060	15521-16510	GEAR CAM	1				0.85	1.87
070	05712-00720	KEY FEATHER	1				0.008	0.0176
080	15221-16270	STOPPER CAMSHAFT	1				0.073	0.1606
090	01123-50818	BOLT	2				0.012	0.0264
100	16427-24010	COMP GEAR IDLE	1				1.2	2.64
110	16427-24980	BUSH IDLE GEAR	1				0.07	0.154
120	16427-24360	COLLAR	1				0.02	0.044
130	16427-24370	COLLAR	1				0.02	0.044
140	15451-95400	CIRCLIP EXTERNAL	1				0.01	0.022
150	16427-24250	SHAFT IDLE GEAR	1				0.65	1.43
160	01123-50818	BOLT	3				0.012	0.0264

GEAR CASE



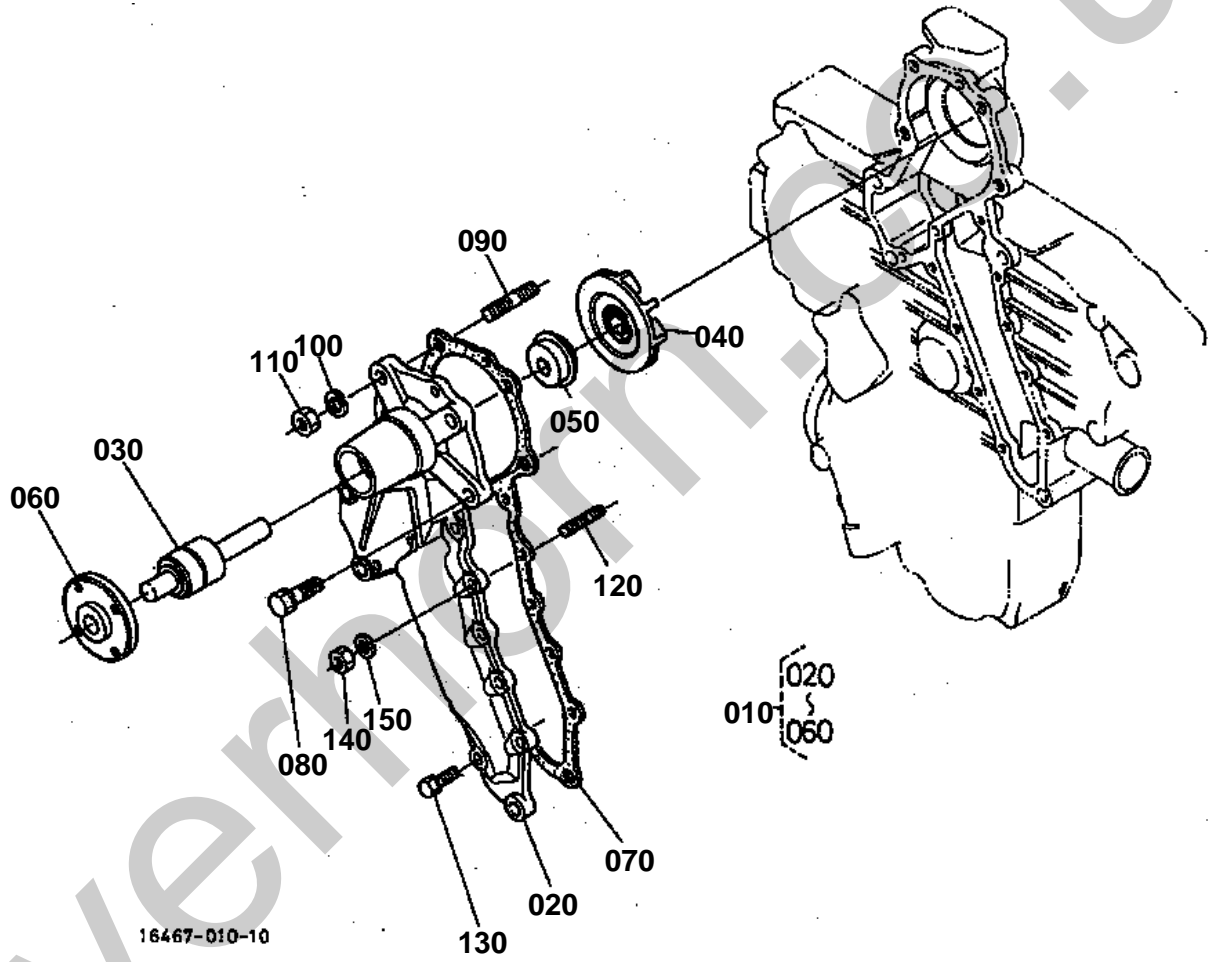


# GEAR CASE

↔ Interchangeable; ≠ not interchangeable; ← new for old; → old for new

REF.No	Part No.	Description	Q'ty	S.No.	I/C	REMARKS	Weight (kgf)	Weight (lb)
010	16705-04032	ASSY CASE GEAR	1				4.2	9.24
020	16241-96020	PLUG	2				0.015	0.033
030	04811-00150	O RING	2				0.001	0.0022
035	04811-00200	O RING	1				0.001	0.0022
040	04811-00360	O RING	1				0.002	0.0044
050	15221-56280	PIN START SPRING	1				0.006	0.0132
060	05012-00612	PIN STRAIGHT	2				0.003	0.0066
070	17331-32610	SUPPORT OIL FILTER	1				0.275	0.605
080	17326-32620	GASKET	1				0.005	0.011
090	01123-50825	BOLT	3				0.013	0.0286
100	17331-32880	COVER	1				0.075	0.165
110	17331-32910	COMP BOLT	1				0.07	0.154
120	04811-00150	O RING	1				0.001	0.0022
130	19202-96830	O RING	1				0.01	0.022
140	17326-04132	GASKET GEAR CASE	1				0.03	0.066
150	01123-50860	BOLT	3				0.026	0.0572
160	01153-50870	BOLT	3				0.026	0.0572
170	17367-91010	BOLT	2				0.005	0.011
180	01153-50880	BOLT	2				0.03	0.066
190	17367-91020	BOLT	3				0.035	0.077
200	17367-91030	BOLT	2				0.02	0.044
210	04512-50080	WASHER SPRING	5				0.001	0.0022
230	15521-32290	JOINT PIPE	1				0.05	0.11
240	15241-36950	SPRING	1				0.004	0.0088
250	15521-36930	SEAT VALVE	1				0.015	0.033
260	07715-03213	BALL	1				0.004	0.0088
270	15521-73320	FLANGE WATER RETURN	1				0.04	0.088
280	15766-73330	GASKET WATER FLANGE	1				0.002	0.0044
290	01023-50620	BOLT	3				0.006	0.0132
300	17321-32430	CARTRIDGE OIL FILTER	1				0.45	0.99
310	38240-34660	ASSY GEAR CASE H/M	1				0.335	0.737
320	15296-88130	GASKET H/METER DRIVE	1				0.002	0.0044
330	15221-88210	STUD	4				0.005	0.011
340	02056-50060	NUT	4				0.002	0.0044
350	04512-50060	WASHER SPRING	4				0.001	0.0022
360	15571-33140	PLUG OIL FILLER	1				0.03	0.066

WATER PUMP



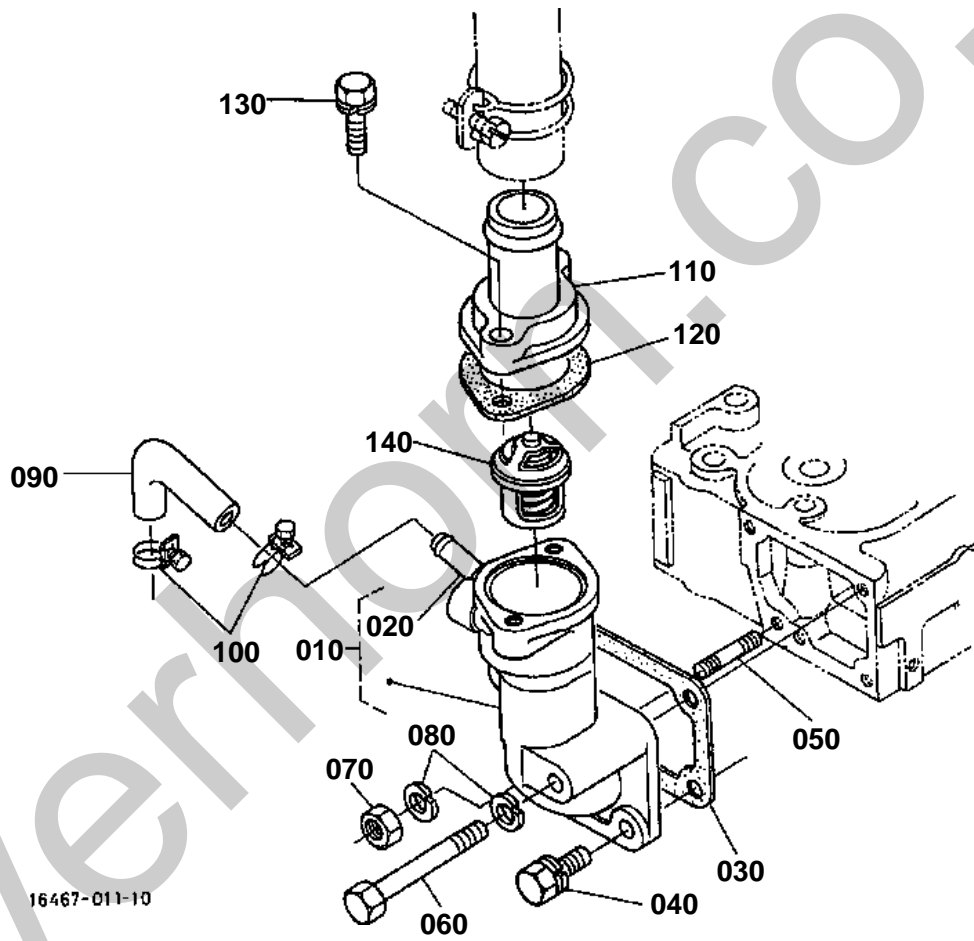


# WATER PUMP

↔ Interchangeable; ≠ not interchangeable; ← new for old; → old for new

REF.No	Part No.	Description	Q'ty	S.No.	I/C	REMARKS	Weight (kgf)	Weight (lb)
010	16412-73030	ASSY PUMP WATER	1				1.21	2.662
020	17331-73410	BODY WATER PUMP	1				0.51	1.122
030	15521-73550	BEARING	1				0.235	0.517
040	15521-73510	IMPELLER WATER PUMP	1	≤5388			0.22	0.484
040	16661-73510	IMPELLER	1	≥5389	≠		0.195	0.429
050	19202-73050	ASSY SEAL MECHANICAL	1	≤5388			0.02	0.044
050	16661-73050	ASSY SEAL MECHANICAL	1	≥5389	≠		0.025	0.055
060	15521-73520	FLANGE WATER PUMP	1				0.25	0.55
070	17326-73430	GASKET WATER PUMP	1				0.01	0.022
080	01123-50828	BOLT	3				0.014	0.0308
090	15521-91510	STUD	1				0.012	0.0264
100	04512-60080	WASHER SPRING	1				0.002	0.0044
110	02156-50080	NUT	1				0.004	0.0088
120	15221-88210	STUD	1				0.005	0.011
130	01023-50618	BOLT	8				0.006	0.0132
140	02056-50060	NUT	1				0.002	0.0044
150	04512-60060	WASHER SPRING	1				0.001	0.0022
160	07916-27482	KIT REPAIR W/PUMP	1				0.71	1.562

WATER FLANGE AND THERMOSTAT





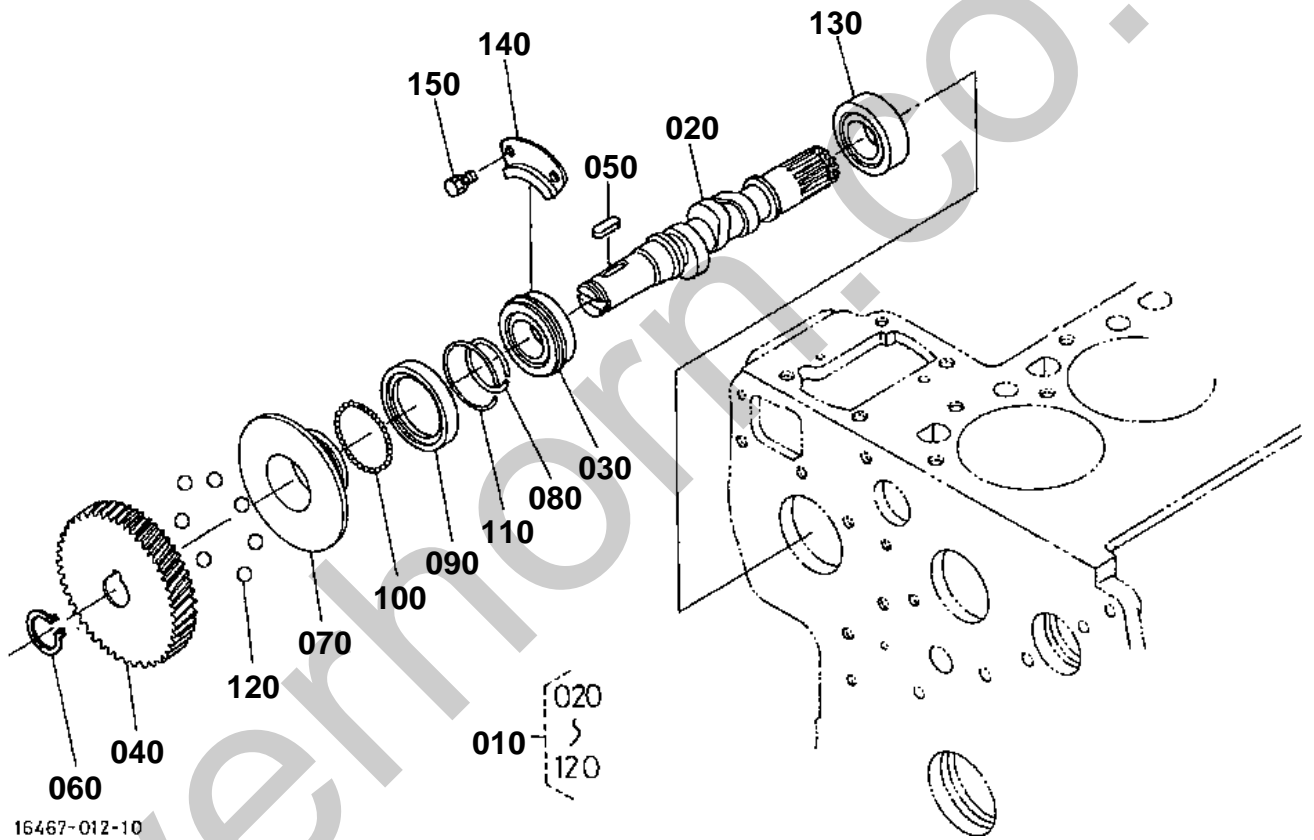


# WATER FLANGE AND THERMOSTAT

↔ Interchangeable; ≠ not interchangeable; ← new for old; → old for new

REF.No	Part No.	Description	Q'ty	S.No.	I/C	REMARKS	Weight (kgf)	Weight (lb)
010	16415-72702	COMP.FLANGE WATER	1				0.35	0.77
020	17331-73342	PIPE WATER RETURN	1				0.01	0.022
030	15766-72920	GASKET WATER FLANGE	1				0.01	0.022
040	01123-50822	BOLT	2				0.012	0.0264
040	01123-50820	BOLT	2		↔		0.011	0.0242
050	15221-91530	STUD	1				0.011	0.0242
060	01153-50870	BOLT	1				0.026	0.0572
070	02156-50080	NUT	1				0.004	0.0088
080	04512-50080	WASHER SPRING	2				0.001	0.0022
090	15521-73340	PIPE WATER RETURN	1				0.025	0.055
100	15109-73360	BAND PIPE	2				0.01	0.022
110	15321-73260	COVER THERMOSTAT	1				0.107	0.2354
120	15313-73270	GASKET THERMOSTAT	1				0.001	0.0022
130	01123-50835	BOLT	2				0.02	0.044
140	19434-73010	ASSY THERMOSTAT	1				0.064	0.1408

FUEL CAMSHAFT



16467-012-10

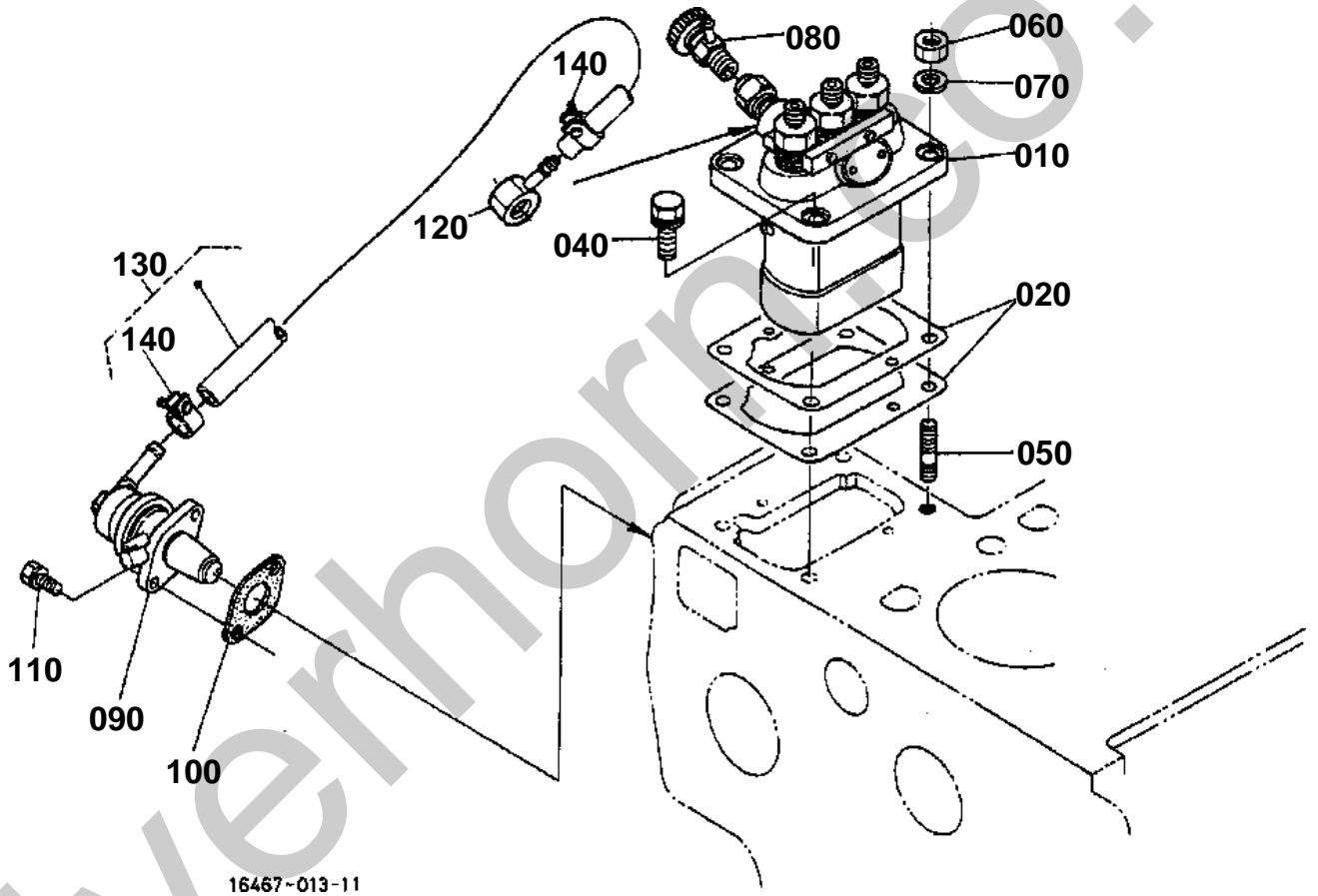


# FUEL CAMSHAFT

↔ Interchangeable; ≠ not interchangeable; ← new for old; → old for new

REF.No	Part No.	Description	Q'ty	S.No.	I/C	REMARKS	Weight (kgf)	Weight (lb)
010	16427-16020	ASSY CAMSHAFT FUEL	1				2.5	5.5
020	16427-16170	CAMSHAFT FUEL	1				0	0
030	08153-06205	BEARING BALL	1				0.13	0.286
040	16415-51150	GEAR INJECTION PUMP	1				1.075	2.365
050	05712-00525	KEY FEATHER	1				0.005	0.011
060	04612-00240	CIRCLIP EXTERNAL	1				0.002	0.0044
070	15611-55450	SLEEVE GOVERNOR	1				0.117	0.2574
080	15221-55470	CIR-CLIP GOV. SLEEVE	1				0.003	0.0066
090	15611-55690	CASE GOVERNOR BALL	1				0.03	0.066
100	07715-03205	BALL	39				0.001	0.0022
110	15221-55740	CIR-CLIP	1				0.002	0.0044
120	07715-00403	BALL	7				0.03	0.066
130	08103-06205	BEARING BALL	1				0.12	0.264
140	15221-16320	STOPPER FUEL.C/SHAFT	1				0.02	0.044
150	01123-50814	BOLT	2				0.01	0.022

INJECTION PUMP



16467-013-11

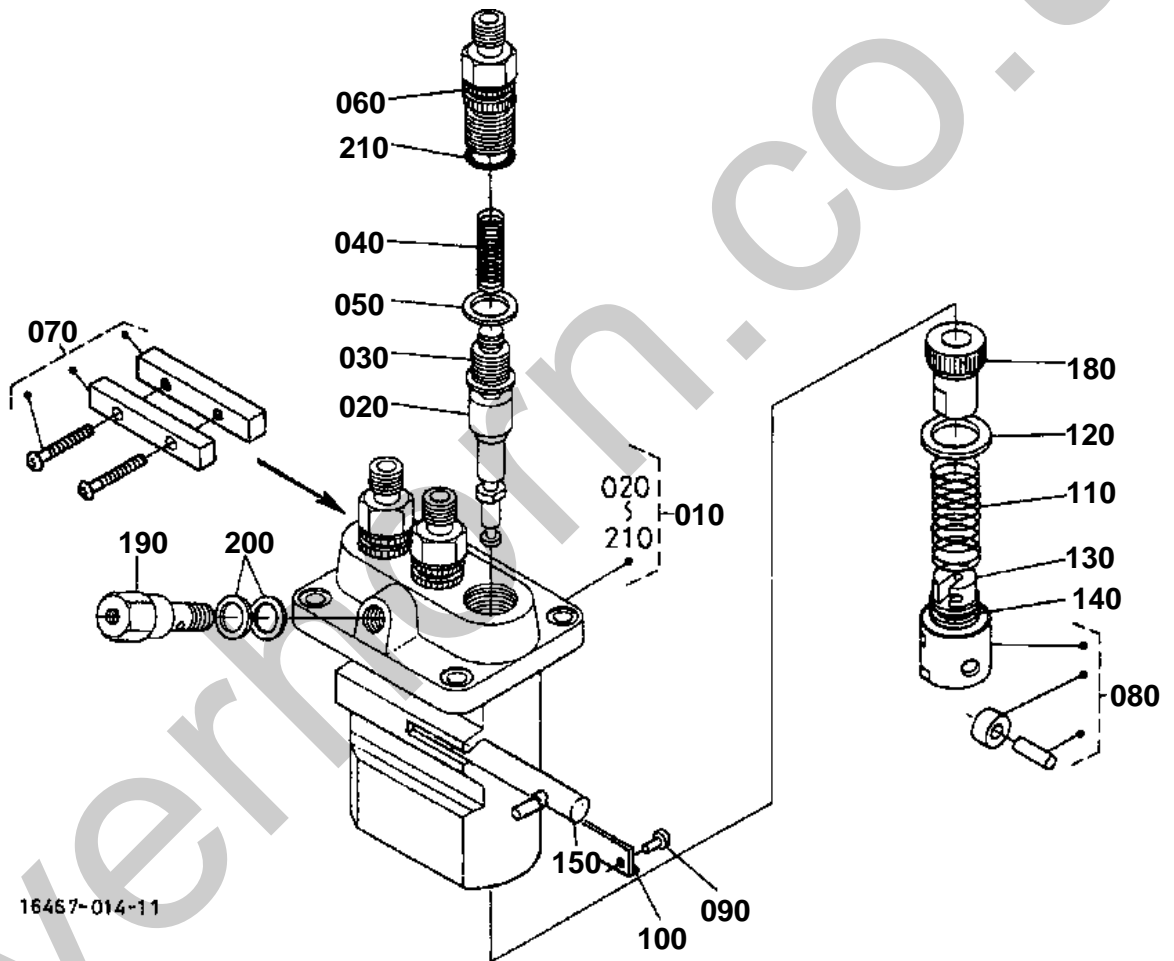


# INJECTION PUMP

↔ Interchangeable; ≠ not interchangeable; ← new for old; → old for new

REF.No	Part No.	Description	Q'ty	S.No.	I/C	REMARKS	Weight (kgf)	Weight (lb)
010	16427-51010	ASSY PUMP INJECTION	1			REFER TO L.No.0B13-L0 FOR COMPONENTS.	2.3	5.06
020	16414-52090	SHIM INJECTION	1			0.20MM	0.001	0.0022
020	16414-52110	SHIM INJECTION	1			0.25MM	0.001	0.0022
020	16414-52120	SHIM INJECTION	1			0.30MM	0.005	0.011
040	01123-50822	BOLT	2				0.012	0.0264
050	15221-91530	STUD	2				0.011	0.0242
060	02156-50080	NUT	2				0.004	0.0088
070	04512-50080	WASHER SPRING	2				0.001	0.0022
080	14311-60504	ASSY COCK JET START	1				0.034	0.0748
090	17121-52030	ASSY PUMP FUEL	1				0.13	0.286
100	15263-52140	GASKET FUEL PUMP	1				0.001	0.0022
110	01023-50616	BOLT	2				0.005	0.011
120	14111-42410	JOINT EYE	1				0.025	0.055
130	32400-35510	ASSY PIPE FUEL	1				0.035	0.077
140	14301-42750	CLIP PIPE	2				0.005	0.011

INJECTION PUMP [COMPONENT PARTS]



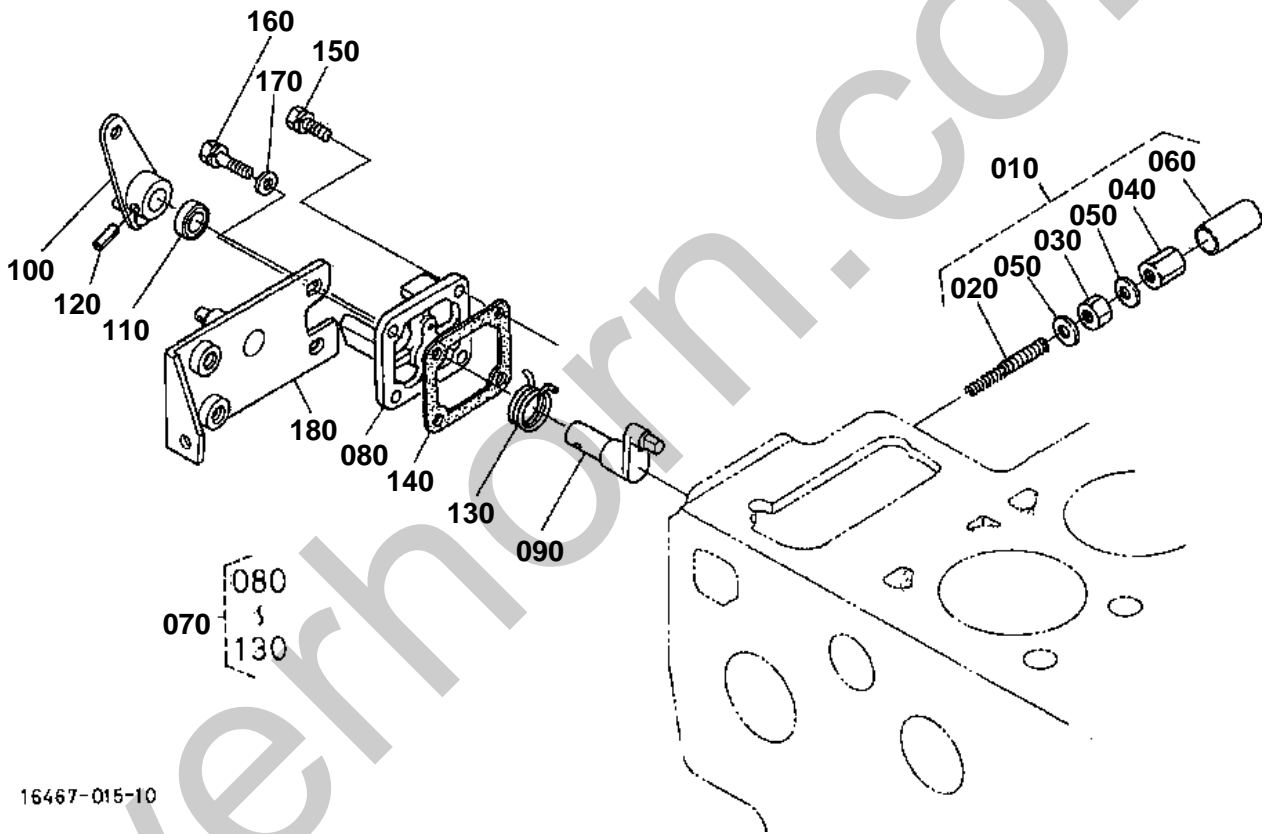


# INJECTION PUMP [COMPONENT PARTS]

↔ Interchangeable; ≠ not interchangeable; ← new for old; → old for new

REF.No	Part No.	Description	Q'ty	S.No.	I/C	REMARKS	Weight (kgf)	Weight (lb)
010	16427-51010	ASSY PUMP INJECTION	1				2.3	5.06
020	16475-51050	PLUNGER PUMP	3				0.04	0.088
030	16475-51030	VALVE DELIVERY	3				0.02	0.044
040	16475-51230	SPRING DELIV.VALVE	3				0.003	0.0066
050	15221-51240	GASKET DELIV.VALVE	3				0.001	0.0022
060	16415-51220	HOLDER DELIV.VALVE	3				0.07	0.154
070	16415-51610	ASSY PLATE LOCK	1				0.1	0.22
080	15221-51070	ASSY TAPPET	3				0.039	0.0858
090	14611-51250	PIN TAPPET GUIDE	3				0.003	0.0066
100	19484-51460	PLATE	1				0.003	0.0066
110	15221-51280	SPRING PLUNGER	3				0.015	0.033
120	15221-51270	SEAT SPRING UPPER	3				0.004	0.0088
130	15221-51290	SEAT SPRING LOWER	3				0.01	0.022
140	19077-51490	SHIM	3				0.001	0.0022
150	15321-51060	RACK CONTROL	1				0.038	0.0836
180	15221-51382	SLEEVE CONTROL	3				0.011	0.0242
190	15521-51320	SCREW FOLLOW	1				0.035	0.077
200	15221-96650	GASKET	2				0.001	0.0022
210	14611-51200	O RING	3				0.001	0.0022

ENGINE STOP LEVER



16467-015-10



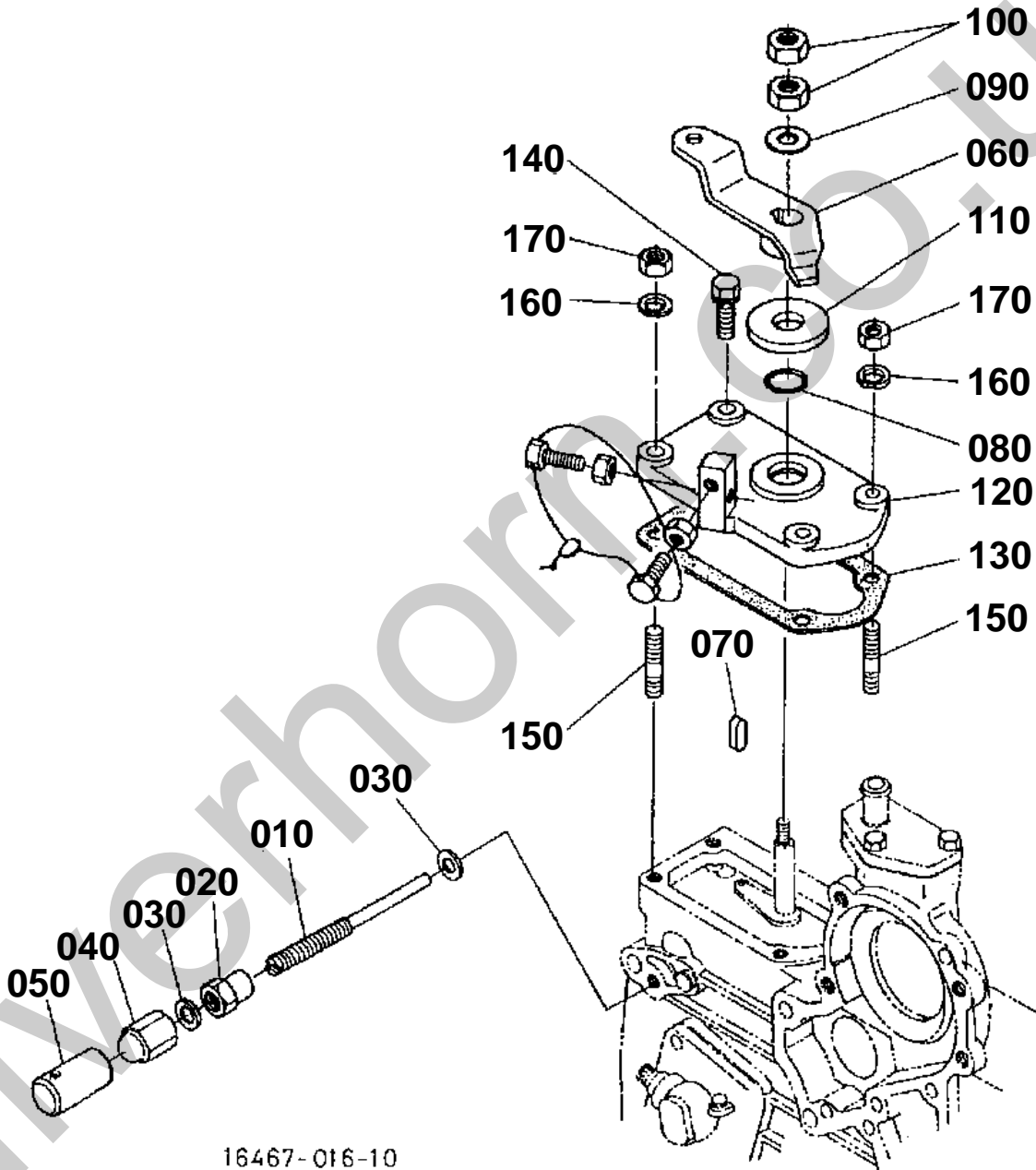


## ENGINE STOP LEVER

↔ Interchangeable; ≠ not interchangeable; ← new for old; → old for new

REF.No	Part No.	Description	Q'ty	S.No.	I/C	REMARKS	Weight (kgf)	Weight (lb)
010	15521-54090	APPARATUS IDLING	1				0.045	0.099
020	15521-54100	ASSY BOLT ADJUSTMENT	1				0.015	0.033
030	15401-92010	NUT	1				0.01	0.022
040	15521-92330	NUT CAP	1				0.02	0.044
050	15021-33660	GASKET	2				0.001	0.0022
060	15521-54270	CAP	1				0.003	0.0066
070	17331-57702	ASSY LEVER ENG.STOP	1				0.19	0.418
080	15471-51652	COVER INJECTION PUMP	1				0.02	0.044
090	17331-57740	SHAFT LEVER	1				0.04	0.088
100	17331-57720	LEVER ENGINE STOP	1				0.05	0.11
110	15471-57980	SEAL OIL	1				0.001	0.0022
120	05411-00420	PIN SPRING	1				0.001	0.0022
130	15471-57920	SPRING RETURN	1				0.005	0.011
140	15296-51660	GASKET PUMP COVER	1				0.003	0.0066
150	01023-50618	BOLT	2				0.006	0.0132
160	01023-50622	BOLT	2				0.005	0.011
170	04012-50060	WASHER PLAIN	2				0.001	0.0022
180	16427-60110	SUPPORT SOLENOID	1				0.285	0.627

SPEED CONTROL PLATE



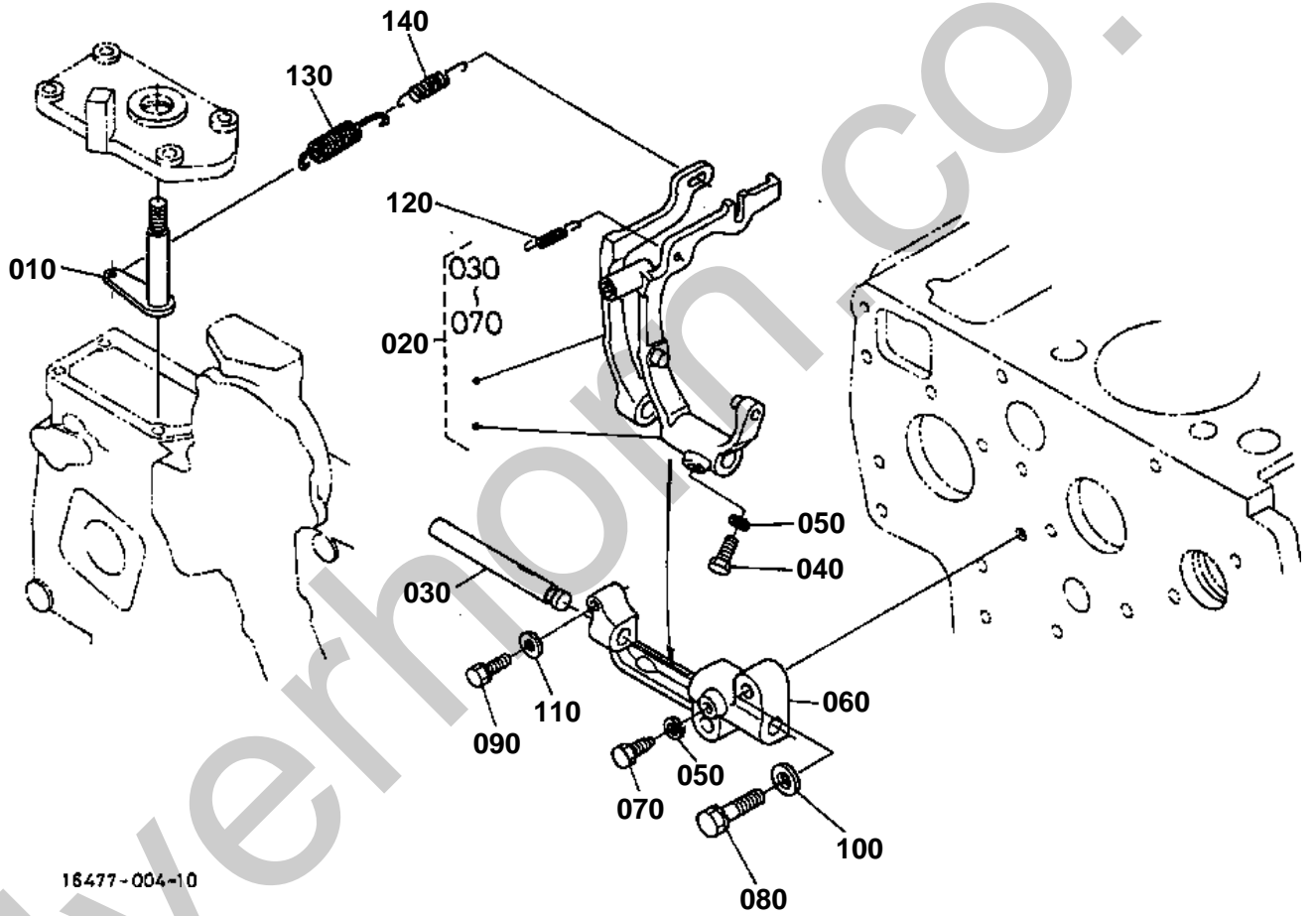
16467-016-10



## SPEED CONTROL PLATE

↔ Interchangeable; ≠ not interchangeable; ← new for old; → old for new

REF.No	Part No.	Description	Q'ty	S.No.	I/C	REMARKS	Weight (kgf)	Weight (lb)
010	15601-54120	BOLT ADJUSTING	1				0.011	0.0242
020	15601-92010	NUT	1	<=15198			0	0
020	15601-92012	NUT	1	>=15199	←		0.006	0.0132
030	15601-96650	GASKET	2				0.001	0.0022
040	15841-14620	NUT CAP	1				0.01	0.022
050	16241-54420	CAP	1	<=6216			0.004	0.0088
050	16221-54420	CAP	1	>=6217	↔		0.001	0.0022
060	15469-57150	LEVER SPEED CONTROL	1				0.06	0.132
070	05712-00408	KEY FEATHER	1				0.001	0.0022
080	04811-00120	O RING	1				0.001	0.0022
090	04013-50080	WASHER PLAIN	1				0.003	0.0066
100	02112-50080	NUT	2				0.003	0.0066
110	15521-57240	COLLAR	1				0.002	0.0044
120	15521-57114	PLATE SPEED CONTROL	1				0	0
130	15439-57210	GASKET	1				0.005	0.011
140	01023-50625	BOLT	2				0.007	0.0154
150	15221-88210	STUD	2				0.005	0.011
160	04512-50060	WASHER SPRING	2				0.001	0.0022
170	02056-50060	NUT	4				0.002	0.0044



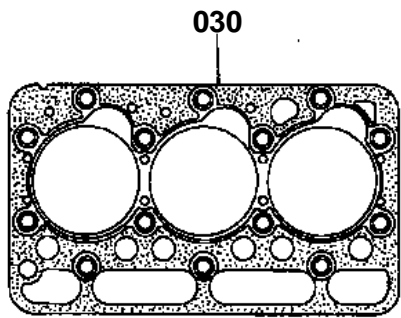


GOVERNOR

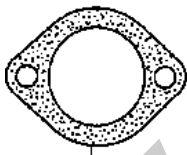
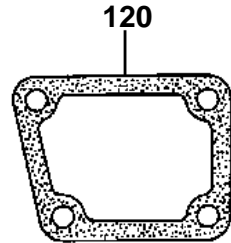
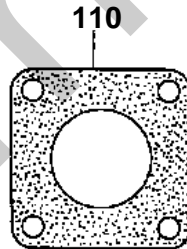
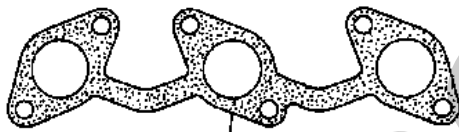
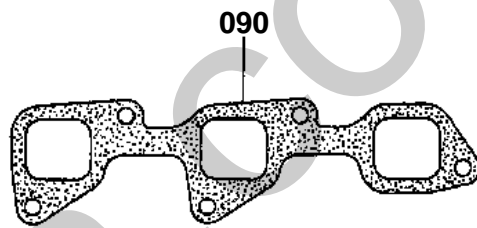
↔ Interchangeable; ≠ not interchangeable; ← new for old; → old for new

REF.No	Part No.	Description	Q'ty	S.No.	I/C	REMARKS	Weight (kgf)	Weight (lb)
010	15601-56020	COMP.LEVER GOVERNOR	1				0.055	0.121
020	16467-56052	ASSY LEVER FORK	1				0.42	0.924
030	15221-56150	SHAFT FORK LEVER	1				0.1	0.22
040	15021-56240	BOLT LEVER SHAFT	1				0.005	0.011
050	04512-50060	WASHER SPRING	2				0.001	0.0022
060	15221-56230	HOLDER FORK LEVER	1				0.1	0.22
070	15221-66410	BOLT	1				0.005	0.011
080	01123-50832	BOLT	2				0.016	0.0352
090	01023-50628	BOLT	1				0.015	0.033
100	04012-50080	WASHER PLAIN	2				0.001	0.0022
110	04012-50060	WASHER PLAIN	1				0.001	0.0022
120	15611-56480	SPRING START	1				0.001	0.0022
130	19077-56410	SPRING GOVERNOR	1	≤13254			0	0
130	19077-56412	SPRING GOVERNOR	1	≥13255	←		0.01	0.022
140	16415-56420	SPRING GOVERNOR	1				0.002	0.0044

UPPER GASKET KIT



010 { 020 }  
130



16487-001-10

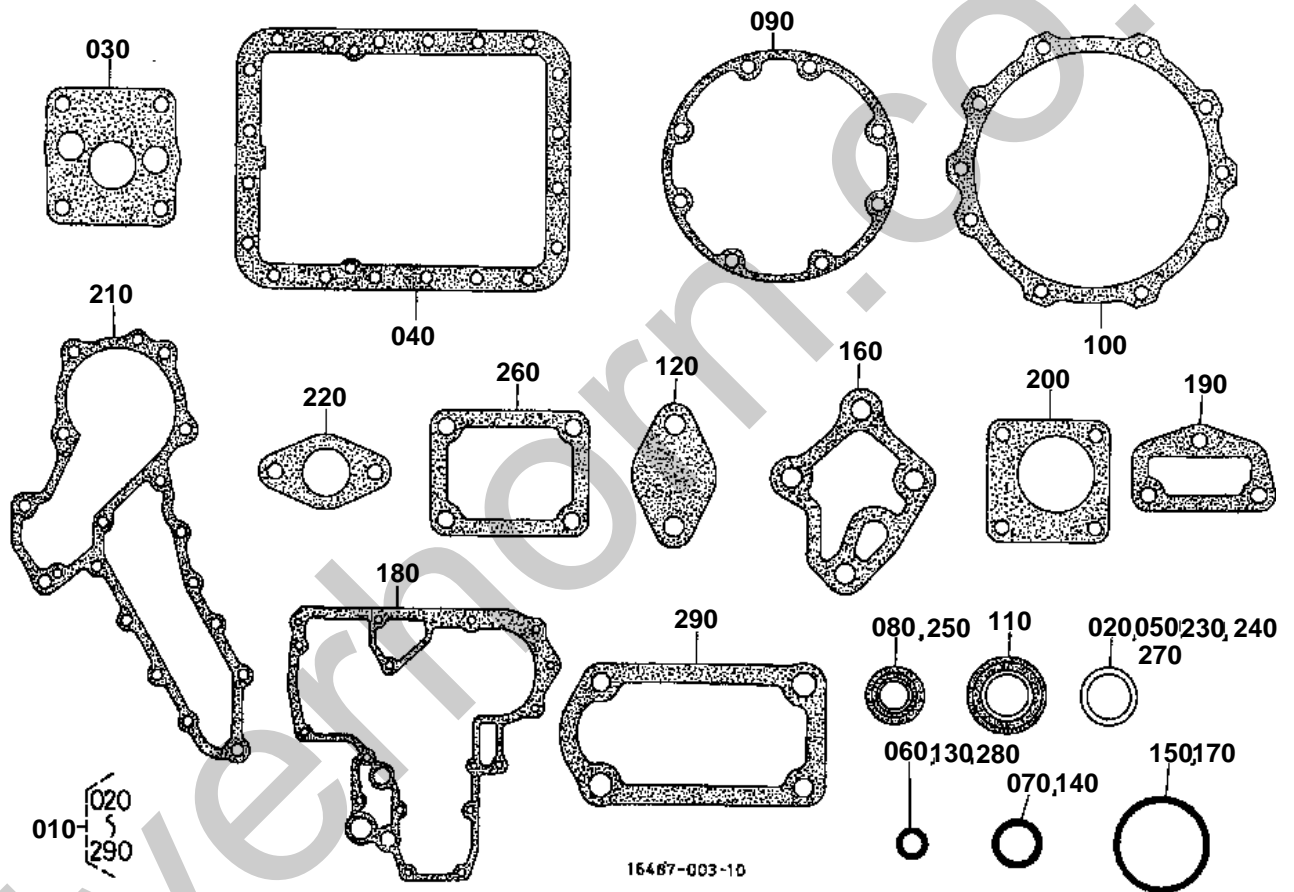


## UPPER GASKET KIT

↔ Interchangeable; ≠ not interchangeable; ← new for old; → old for new

REF.No	Part No.	Description	Q'ty	S.No.	I/C	REMARKS	Weight (kgf)	Weight (lb)
010	07916-27700	KIT GASKET UPPER	1				0	0
020	15221-33700	O RING	1				0.001	0.0022
030	16467-03310	GASKET CYL.HEAD	1				0.1	0.22
040	15221-13150	SEAL VALVE STEM	6				0.001	0.0022
050	15841-53620	GASKET	3				0	0
060	19077-53650	SEAL HEAT	3				0.005	0.011
070	15521-14520	GASKET HEAD COVER	1				0.035	0.077
080	15021-33660	GASKET	3				0.001	0.0022
090	17326-11820	GASKET IN-MANIFOLD	1				0.015	0.033
100	15313-12350	GASKET EX-MANIFOLD	1				0.04	0.088
110	T0070-16420	GASKET MUFFLER	1				0.016	0.0352
120	15766-72920	GASKET WATER FLANGE	1				0.01	0.022
130	15313-73270	GASKET THERMOSTAT	1				0.001	0.0022

LOWER GASKET KIT





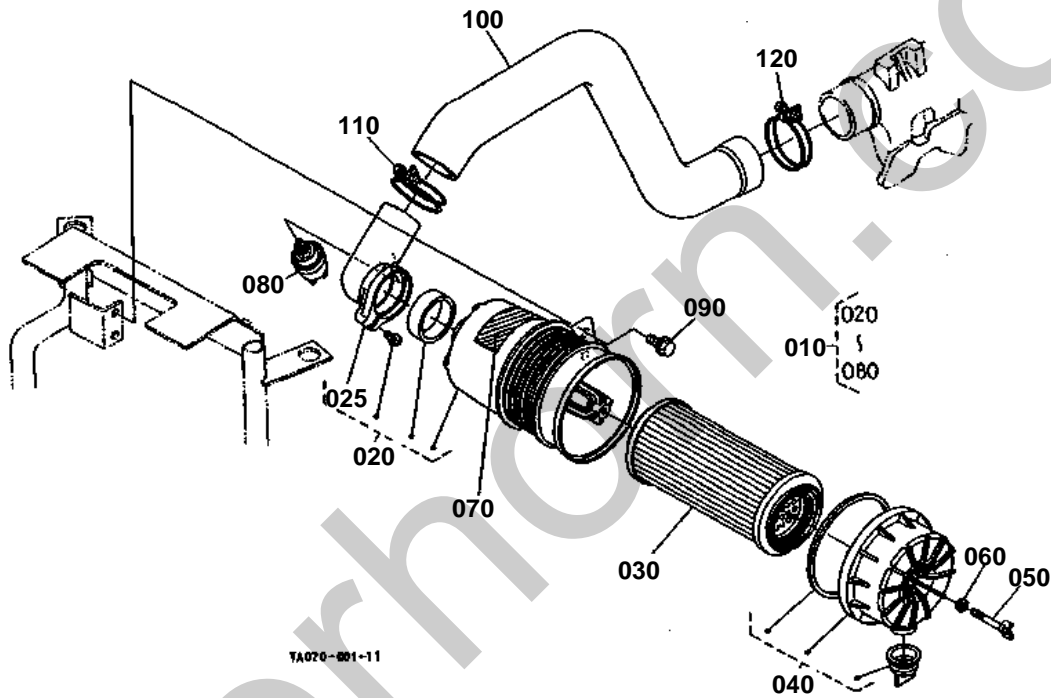


## LOWER GASKET KIT

↔ Interchangeable; ≠ not interchangeable; ← new for old; → old for new

REF.No	Part No.	Description	Q'ty	S.No.	I/C	REMARKS	Weight (kgf)	Weight (lb)
010	07916-27720	KIT GASKET LOWER	1				0	0
020	15021-33660	GASKET	1				0.001	0.0022
030	15296-35150	GASKET OIL PUMP	1				0.001	0.0022
040	17326-01620	GASKET OIL PAN	1				0.02	0.044
050	15109-33660	GASKET	2				0.001	0.0022
060	04811-00160	O RING	1				0.001	0.0022
070	04811-10300	O RING	1				0.001	0.0022
080	19202-04140	SEAL OIL	1				0.015	0.033
090	17118-04360	GASKET BRG.CASE	1				0	0
100	17118-04830	GASKET BRG.CASE COV.	1				0.01	0.022
110	19202-04460	SEAL OIL	1				0.055	0.121
120	15521-04790	PACKING COVER	1				0.005	0.011
130	04811-00150	O RING	2				0.001	0.0022
140	04811-00200	O RING	1				0.001	0.0022
150	04811-00360	O RING	1				0.002	0.0044
160	17326-32620	GASKET	1				0.005	0.011
170	19202-96830	O RING	1				0.01	0.022
180	17326-04132	GASKET GEAR CASE	1				0.03	0.066
190	15766-73330	GASKET WATER FLANGE	1				0.002	0.0044
200	15296-88130	GASKET H/METER DRIVE	1				0.002	0.0044
210	17326-73430	GASKET WATER PUMP	1				0.01	0.022
220	15263-52140	GASKET FUEL PUMP	1				0.001	0.0022
230	15221-96650	GASKET	2				0.001	0.0022
240	15021-33660	GASKET	2				0.001	0.0022
250	15471-57980	SEAL OIL	1				0.001	0.0022
260	15296-51660	GASKET PUMP COVER	1				0.003	0.0066
270	15601-96650	GASKET	2				0.001	0.0022
280	04811-00120	O RING	1				0.001	0.0022
290	15439-57210	GASKET	1				0.005	0.011

AIR CLEANER



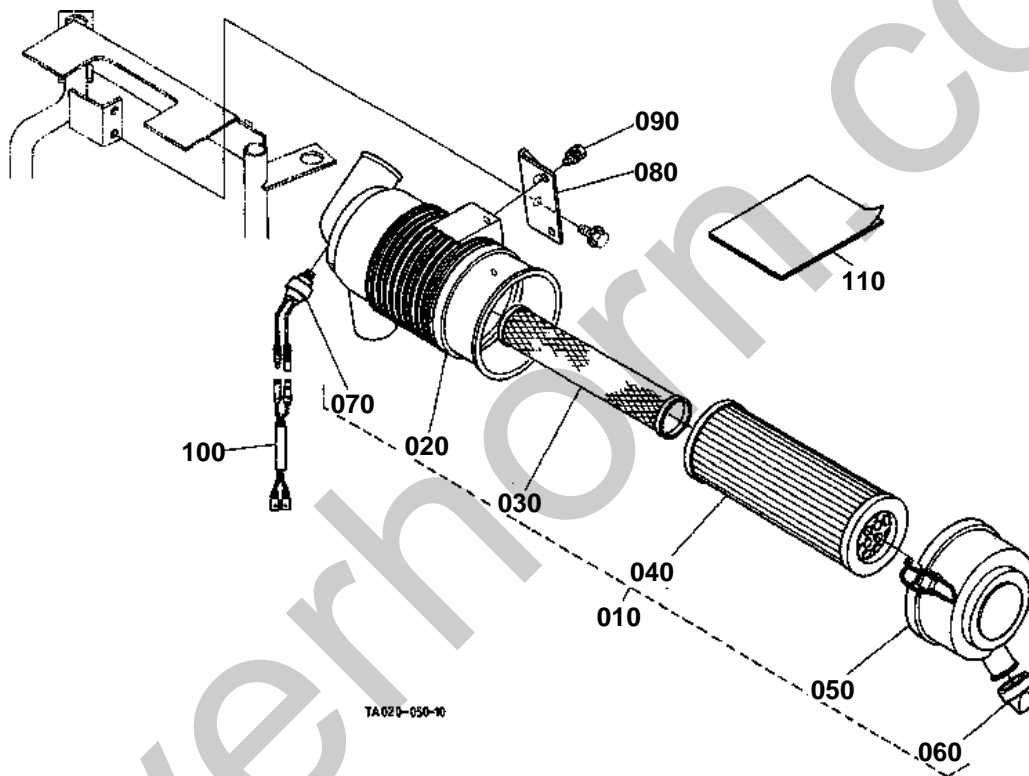


AIR CLEANER

↔ Interchangeable; ≠ not interchangeable; ← new for old; → old for new

REF.No	Part No.	Description	Q'ty	S.No.	I/C	REMARKS	Weight (kgf)	Weight (lb)
010	TA040-16300	ASSY CLEANER AIR	1				1.05	2.31
020	TA040-16310	COMP.BODY A/C	1				0.42	0.924
025	TA040-93120	PIPE AIR CLEANER	1				0.07	0.154
030	T0070-16323	COMP.FILTER A/C	1				0.38	0.836
040	T0070-93173	ASSY CUP AIR CLEANER	1				0.2	0.44
050	T0070-16342	BOLT WING	1				0.021	0.0462
060	T0070-16350	SEAL WASHER	1				0.001	0.0022
070	TA040-93180	LABEL AIR CLEANER	1				0.002	0.0044
080	TA040-16380	SENSOR AIR CLEANER	1				0.057	0.1254
090	01754-50816	BOLT FLANGE	2				0.011	0.0242
100	34070-16330	HOSE INLET	1	≤10393			0	0
100	34070-16333	HOSE INLET	1	≥10394	←		0.9	1.98
110	09318-89063	CLAMP HOSE	1				0.04	0.088
120	09318-89069	CLAMP HOSE	1				0.04	0.088

DOUBLE AIR CLEANER [OPTION]



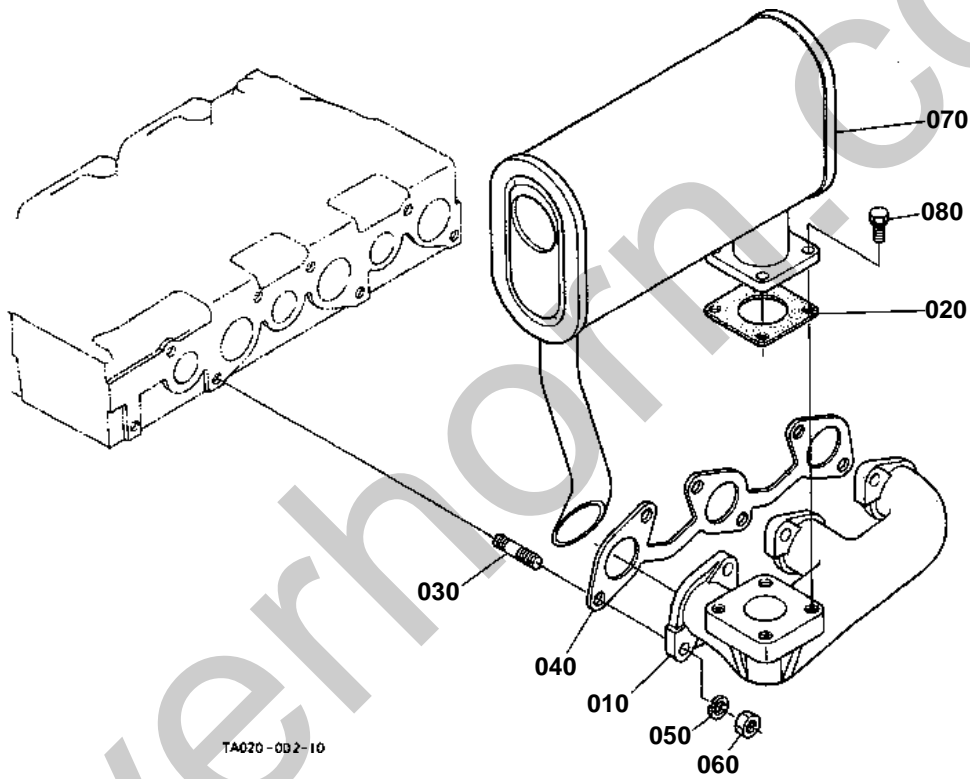


## DOUBLE AIR CLEANER [OPTION]

↔ Interchangeable; ≠ not interchangeable; ← new for old; → old for new

REF.No	Part No.	Description	Q'ty	S.No.	I/C	REMARKS	Weight (kgf)	Weight (lb)
010	TA040-93200	ASSY CLEANER AIR(W)	1				1.22	2.684
020	TA040-93210	ASSY BODY A/C	1				0.8	1.76
030	TA040-93220	ASSY ELEMENT INNER	1				0.195	0.429
040	TA040-93230	ASSY ELEMENT OUTER	1				0.56	1.232
050	TA040-93240	ASSY COVER A/C	1				0.3	0.66
060	TA040-93250	VALVE EVACUATOR	1				0.011	0.0242
070	15831-11090	ASSY INDICATOR	1				0.03	0.066
080	TA040-93310	STAY AIR CLEANER	1				0.19	0.418
090	01123-50816	BOLT	2				0.011	0.0242
100	TA040-93320	HARNESS AIR CLEANER	1				0.005	0.011
110	TA040-98410	MANUAL ASSEMBLY	1				0.01	0.022

EXHAUST MANIFOLD AND MUFFLER



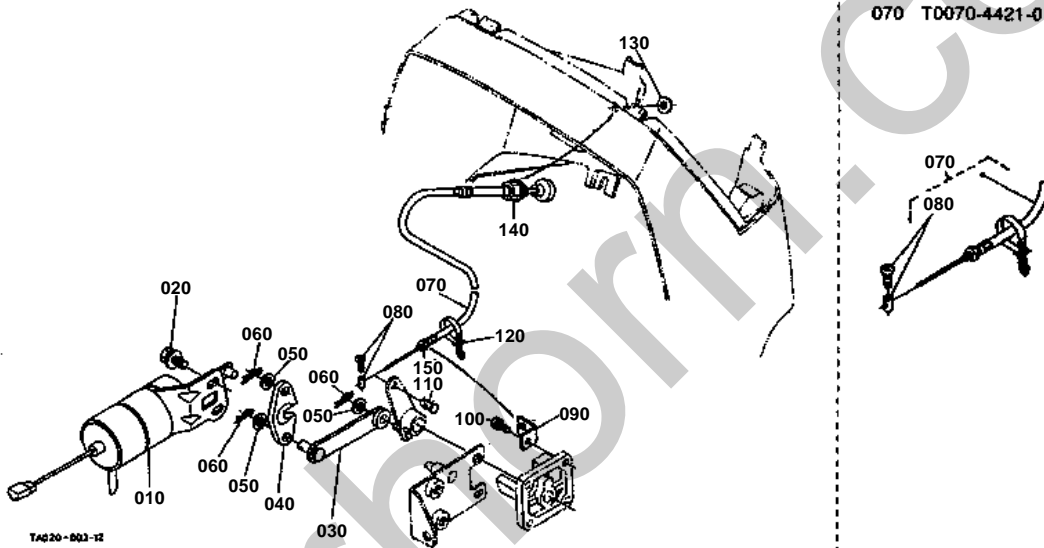


# EXHAUST MANIFOLD AND MUFFLER

↔ Interchangeable; ≠ not interchangeable; ← new for old; → old for new

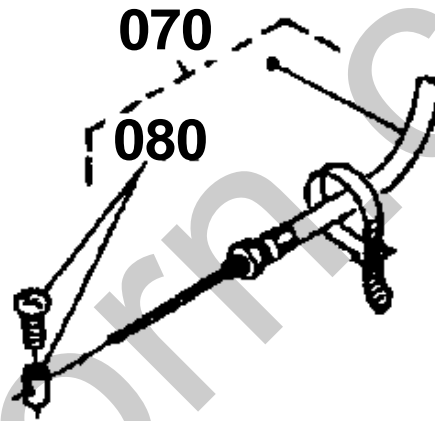
REF.No	Part No.	Description	Q'ty	S.No.	I/C	REMARKS	Weight (kgf)	Weight (lb)
010	17367-12312	MANIFOLD EXHAUST	1	<=10519			0	0
010	17367-12313	MANIFOLD EXHAUST	1	>=10520	↔		2	4.4
020	T0070-16420	GASKET MUFFLER	1				0.016	0.0352
030	15221-91530	STUD	6				0.011	0.0242
040	15313-12350	GASKET EX-MANIFOLD	1				0.04	0.088
050	04512-60080	WASHER SPRING	6				0.002	0.0044
060	02156-50080	NUT	6				0.004	0.0088
070	T0070-16410	MUFFLER	1				0	0
080	01123-50822	BOLT	4				0.012	0.0264

STOP SOLENOID AND ENGINE STOP WIRE





070 T0070-4421-0



TA020-800-10

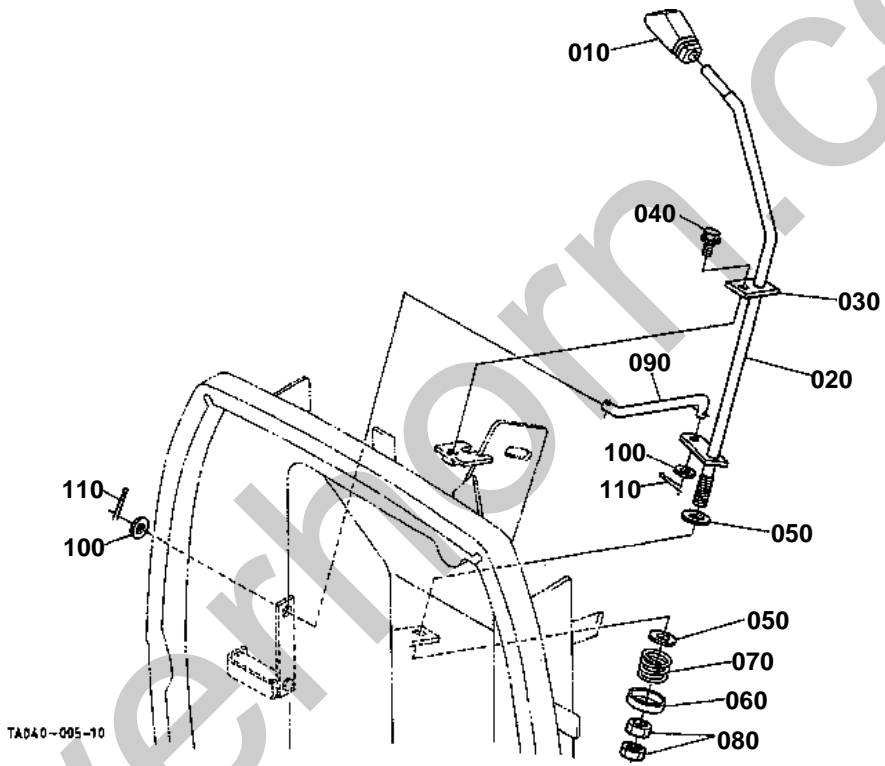


# STOP SOLENOID AND ENGINE STOP WIRE

↔ Interchangeable; ≠ not interchangeable; ← new for old; → old for new

REF.No	Part No.	Description	Q'ty	S.No.	I/C	REMARKS	Weight (kgf)	Weight (lb)
010	15471-60010	SOLENOID STOP	1				0.415	0.913
020	01125-60816	BOLT	2				0.01	0.022
030	17331-60150	LEVER STOP	1				0.025	0.055
040	15471-60162	LEVER STOP	1				0.007	0.0154
050	04012-50060	WASHER PLAIN	3				0.001	0.0022
060	05525-50600	PIN SNAP	3				0	0
070	T0070-44210	WIRE ENGINE STOP	1	≤11457			0.11	0.242
070	T0070-44214	WIRE ENGINE STOP	1	≥11458	→		0.11	0.242
080	T0070-44260	SCREW	1				0.005	0.011
090	34070-44220	HOLDER WIRE	1				0.02	0.044
100	01023-50620	BOLT	1				0.006	0.0132
110	34070-44240	PIN JOINT	1				0.005	0.011
120	53581-64150	BAND CORD	1				0.002	0.0044
130	04011-50100	WASHER PLAIN	1				0.002	0.0044
140	02771-60100	NUT FLANGE	1				0.01	0.022
150	02012-60060	NUT	1	≥10624			0.005	0.011

ACCELERATOR LEVER



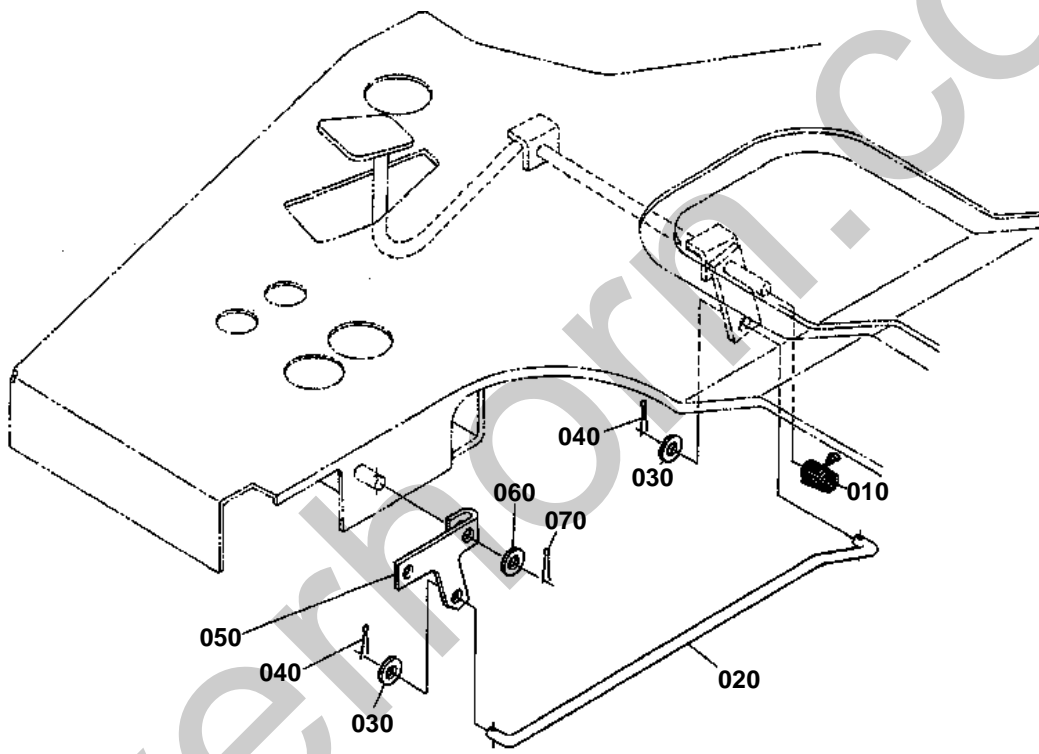


## ACCELERATOR LEVER

↔ Interchangeable; ≠ not interchangeable; ← new for old; → old for new

REF.No	Part No.	Description	Q'ty	S.No.	I/C	REMARKS	Weight (kgf)	Weight (lb)
010	TA040-49873	GRIP	1				0.024	0.0528
020	TA040-42810	SHAFT ACCEL.CONTROL	1	≤10049			0.42	0.924
020	TA040-42814	SHAFT ACCEL.CONTROL	1	≥10050	≠		0.42	0.924
030	T0070-45910	SUPPORT ACCEL.LEVER	1				0.025	0.055
040	01754-50816	BOLT FLANGE	1				0.011	0.0242
050	04013-60120	WASHER PLAIN	2				0.01	0.022
060	33251-10270	CAP SPRING	1				0.01	0.022
070	33251-10320	SPRING ACCEL.LEVER	1				0.012	0.0264
080	02174-50120	NUT	2				0.01	0.022
090	34030-42820	ROD 1 CONNECTING	1	≤10049			0.075	0.165
090	34070-42820	ROD 1 CONNECTING	1	≥10050	≠		0.07	0.154
100	04012-50080	WASHER PLAIN	2				0.001	0.0022
110	05511-50215	PIN SPLIT	2				0.001	0.0022

ACCELERATOR LINKAGE



TA040-006-10

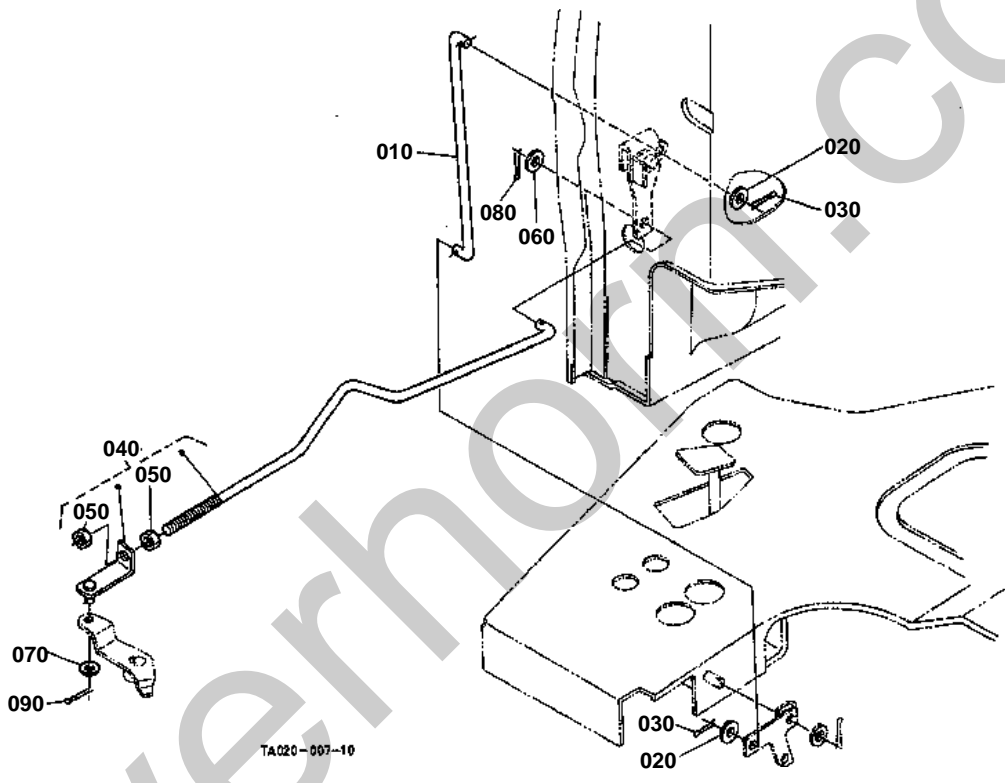


## ACCELERATOR LINKAGE

↔ Interchangeable; ≠ not interchangeable; ← new for old; → old for new

REF.No	Part No.	Description	Q'ty	S.No.	I/C	REMARKS	Weight (kgf)	Weight (lb)
010	T0070-44720	SPRING	1				0.015	0.033
020	T0070-44730	ROD ACCEL.	1				0.075	0.165
030	04012-50060	WASHER PLAIN	2				0.001	0.0022
040	05511-50218	PIN SPLIT	2				0.001	0.0022
050	34070-44740	LEVER ACCEL	1				0	0
060	04012-50060	WASHER PLAIN	1				0.001	0.0022
070	05511-51612	PIN SPLIT	1				0.001	0.0022

ACCELERATOR ROD





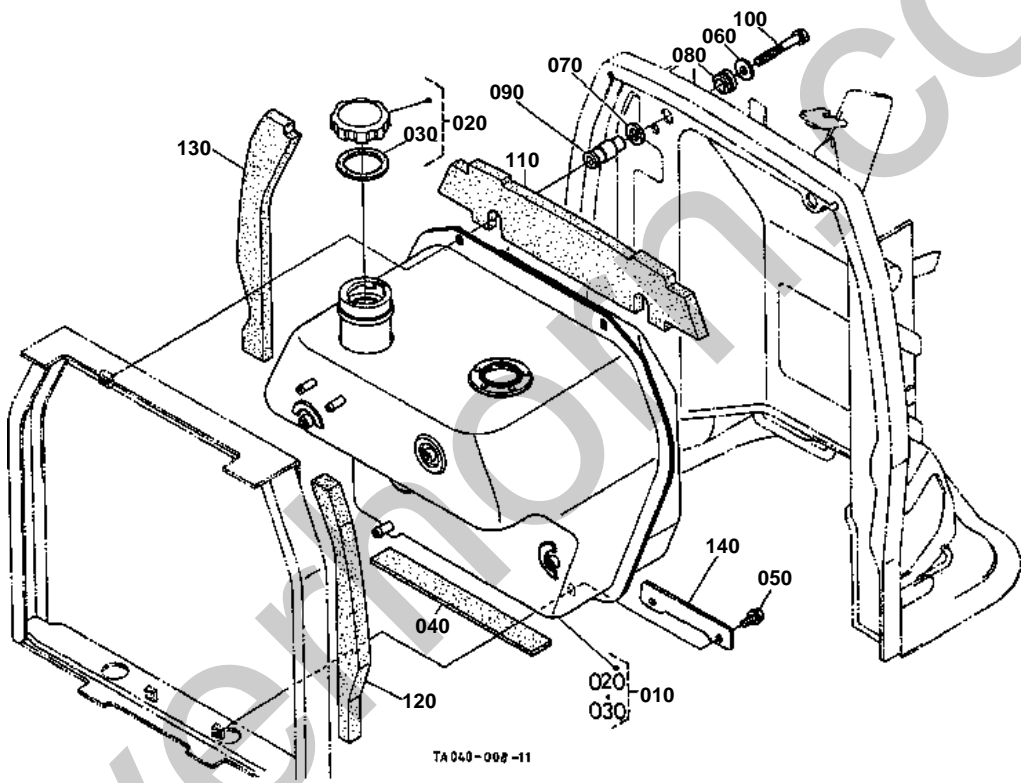
# ACCELERATOR ROD

↔ Interchangeable; ≠ not interchangeable; ← new for old; → old for new

REF.No	Part No.	Description	Q'ty	S.No.	I/C	REMARKS	Weight (kgf)	Weight (lb)
010	34070-42920	ROD PEDAL	1				0.065	0.143
020	04012-50060	WASHER PLAIN	2				0.001	0.0022
030	05511-50218	PIN SPLIT	2				0.001	0.0022
040	TA020-42900	ASSY ROD ACCEL.	1				0.217	0.4774
050	02112-50080	NUT	2				0.003	0.0066
060	04012-50080	WASHER PLAIN	1				0.001	0.0022
070	04012-50060	WASHER PLAIN	1				0.001	0.0022
080	05511-50218	PIN SPLIT	1				0.001	0.0022
090	05511-51612	PIN SPLIT	1				0.001	0.0022



FUEL TANK





FUEL TANK

↔ Interchangeable; ≠ not interchangeable; ← new for old; → old for new

REF.No	Part No.	Description	Q'ty	S.No.	I/C	REMARKS	Weight (kgf)	Weight (lb)
010	TA040-42000	ASSY TANK FUEL	1	<=10281			0	0
010	TA040-42002	ASSY TANK FUEL	1	>=10282	←		0	0
010	TA040-42003	ASSY TANK FUEL	1	>=10362	←		0	0
010	TA040-42004	ASSY TANK FUEL	1	>=11626	←		7	15.4
020	61192-54720	ASSY CAP FUEL TANK	1				0.085	0.187
030	61191-54740	GASKET TANK CAP	1				0.01	0.022
040	31351-13820	CUSHION BATTERY	1				0.015	0.033
050	01754-50812	BOLT FLANGE	2	<=10329			0.01	0.022
050	01754-50816	BOLT FLANGE	2	>=10330	←		0.011	0.0242
060	04015-50080	WASHER PLAIN	2				0.001	0.0022
070	04011-50140	WASHER PLAIN	2				0.007	0.0154
080	34070-42060	CUSHION	2				0.005	0.011
090	34070-42070	SPACER	2				0.07	0.154
100	01123-50875	BOLT	2				0.04	0.088
110	T0070-42510	SHUTTER	1	<=10969			0	0
110	T0070-42512	SHUTTER	1	>=10970	←		0	0
110	T0070-42513	SHUTTER	1	>=11018	←		0.03	0.066
120	T0070-42520	SHUTTER	1	<=10969			0	0
120	T0070-42523	SHUTTER	1	>=10970	←		0.019	0.0418
130	T0070-42530	SHUTTER	1	<=10969			0	0
130	T0070-42532	SHUTTER	1	>=10970	←		0.015	0.033
140	T0120-42150	PLATE	1	>=10330			0.08	0.176



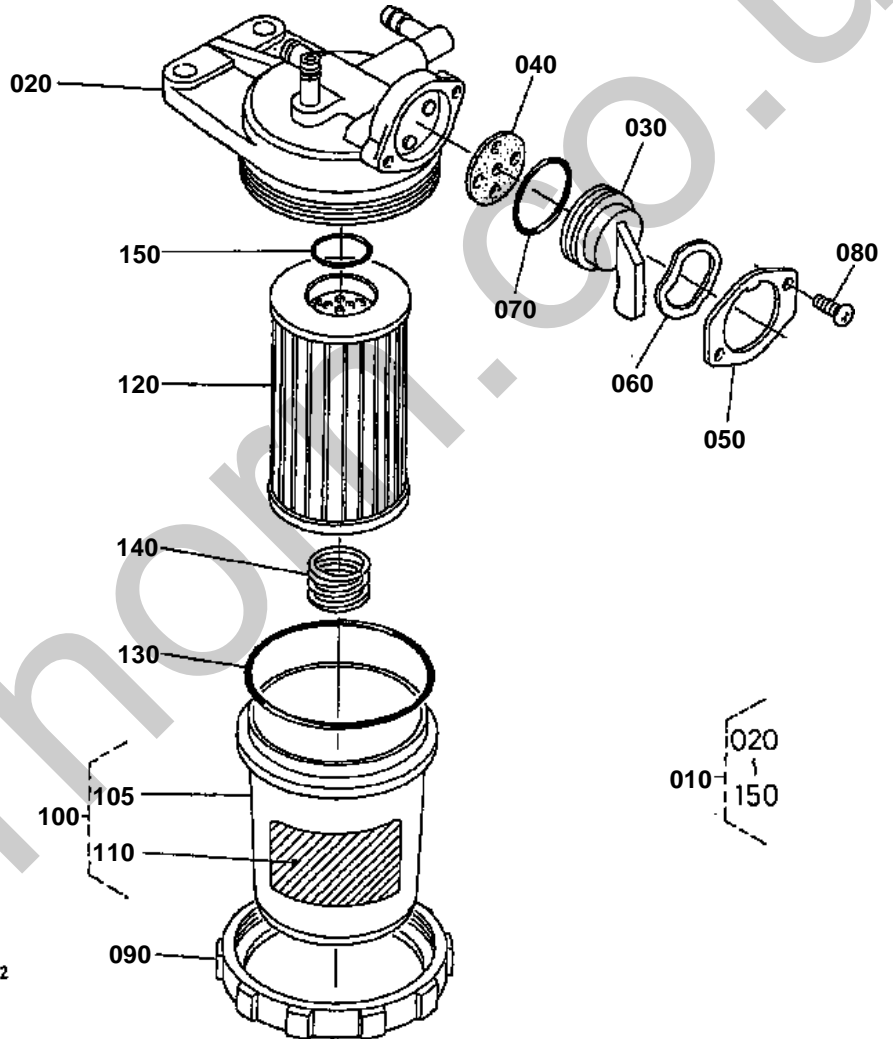


## FUEL PIPE AND FUEL FILTER

↔ Interchangeable; ≠ not interchangeable; ← new for old; → old for new

REF.No	Part No.	Description	Q'ty	S.No.	I/C	REMARKS	Weight (kgf)	Weight (lb)
010	19271-43010	ASSY FILTER FUEL	1	<=10235			0	0
010	15521-43015	ASSY FILTER FUEL	1	>=10236	↔		0.59	1.298
020	34530-42620	ASSY TUBE FUEL	1				0.055	0.121
030	14301-42750	CLIP PIPE	2				0.005	0.011
040	34530-42670	TUBE	1				0.01	0.022
050	09661-80300	TUBE FUEL	1				0.04	0.088
060	34070-42640	ASSY TUBE FUEL	1				0	0
070	09661-50650	TUBE FUEL	1				0.045	0.099
080	14971-42750	CLIP PIPE	2				0.001	0.0022
090	01123-50825	BOLT	2				0.013	0.0286
100	34550-42612	ASSY TUBE FUEL	1				0.072	0.1584
110	09661-80400	TUBE FUEL	1				0.05	0.11
120	35080-35560	CLIP PIPE	1				0.005	0.011
130	34550-42710	TUBE	1				0.015	0.033
140	14301-42750	CLIP PIPE	1				0.005	0.011
150	34070-42633	ASSY TUBE FUEL	1				0.025	0.055
160	09661-40400	TUBE FUEL	1				0.02	0.044
170	14971-42750	CLIP PIPE	2				0.001	0.0022

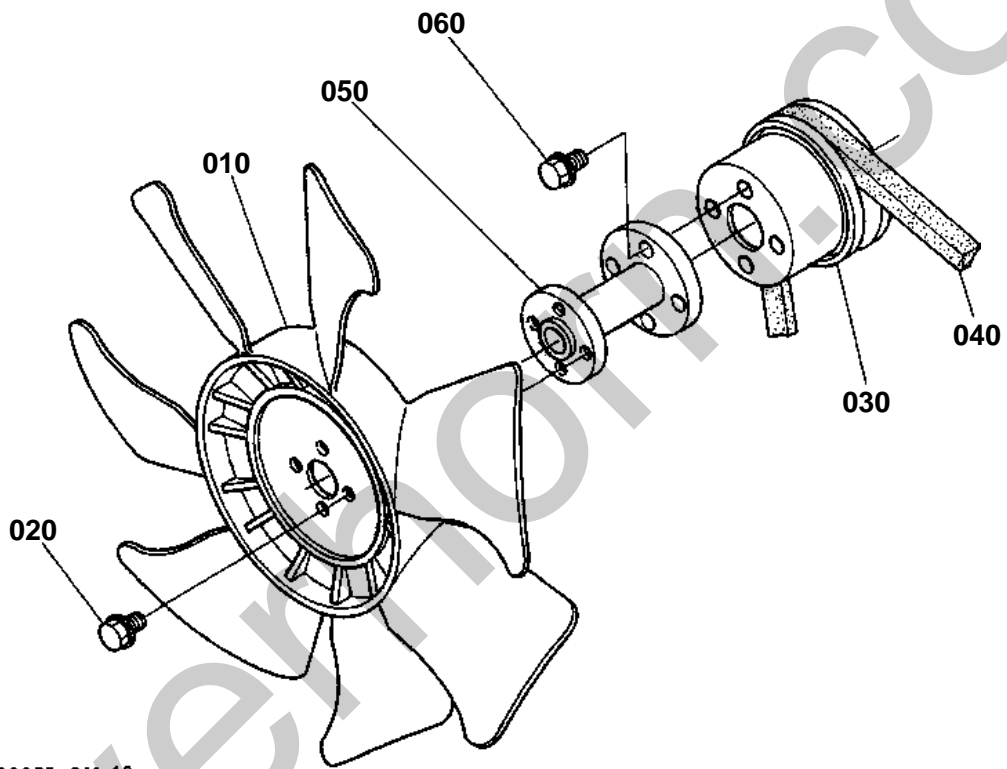
FUEL FILTER [COMPONENT PARTS]



**FUEL FILTER [COMPONENT PARTS]**

↔ Interchangeable; ≠ not interchangeable; ← new for old; → old for new

REF.No	Part No.	Description	Q'ty	S.No.	I/C	REMARKS	Weight (kgf)	Weight (lb)
010	19271-43010	ASSY FILTER FUEL	1	<=10235			0	0
010	15521-43015	ASSY FILTER FUEL	1	>=10236	↔		0.59	1.298
020	15521-43112	ASSY BODY	1				0	0
030	15521-43522	HANDLE FILTER	1				0.04	0.088
040	15521-43672	GASKET	1				0.001	0.0022
050	15521-43552	RETAINER HANDLE	1				0.01	0.022
060	15521-43542	PLATE THRUST	1				0.001	0.0022
070	04811-10290	O RING	1				0.001	0.0022
080	03054-50308	SCREW	2				0.005	0.011
090	15521-43150	RING RETAINER	1				0.14	0.308
100	19271-43100	ASSY POT FILTER	1	<=10235			0	0
100	15521-43100	ASSY POT FILTER	1	>=10236	↔		0.05	0.11
105	15521-43130	CUP FILTER	1				0.1	0.22
110	19271-87210	LABEL CAUTION	1	<=10235			0.001	0.0022
110	16873-88430	LABEL CAUTION	1	>=10236	↔		0.001	0.0022
120	15521-43160	ELEMENT FILTER	1				0.07	0.154
130	04811-50650	O RING	1				0.002	0.0044
140	15521-43930	SPRING	1				0.004	0.0088
150	04811-00160	O RING	1				0.001	0.0022



T0070-011-10



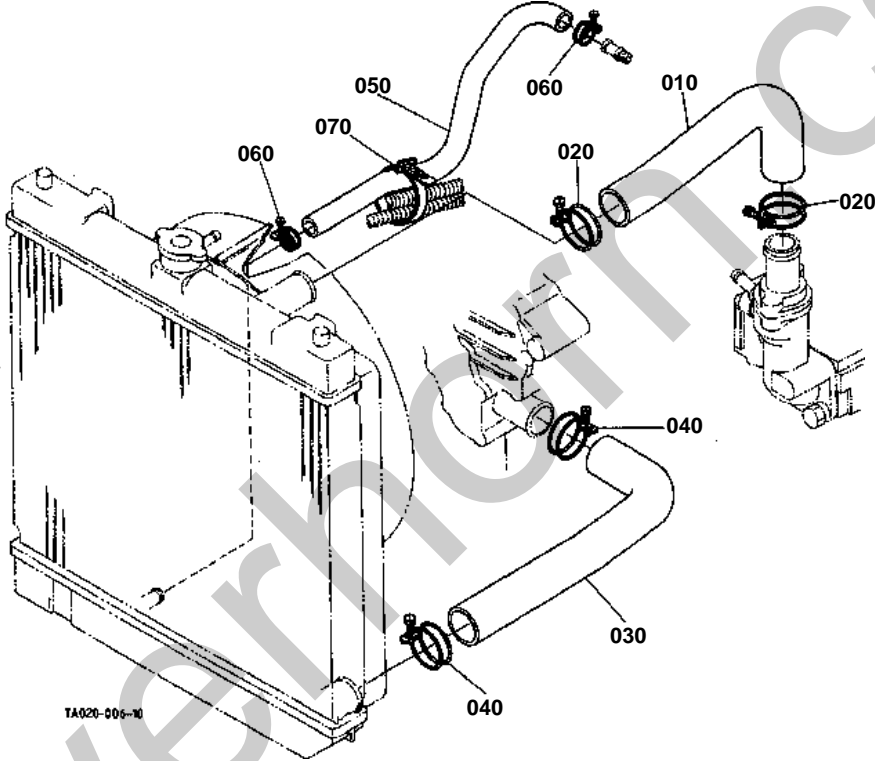
FAN

↔ Interchangeable; ≠ not interchangeable; ← new for old; → old for new

REF.No	Part No.	Description	Q'ty	S.No.	I/C	REMARKS	Weight (kgf)	Weight (lb)
010	34070-16210	FAN	1				1	2.2
020	01754-50612	BOLT FLANGE	4				0.005	0.011
030	15471-74250	PULLEY FAN	1				0.3	0.66
040	15469-97010	V BELT A	1				0.095	0.209
050	T0070-16220	FLANGE FAN	1	≤10361			0	0
050	T0070-16222	FLANGE FAN	1	≥10362	←		0.195	0.429
060	01754-50620	BOLT FLANGE	4	≤10361			0.007	0.0154
060	01754-50625	BOLT FLANGE	4	≥10362	←		0.008	0.0176



WATER PIPE



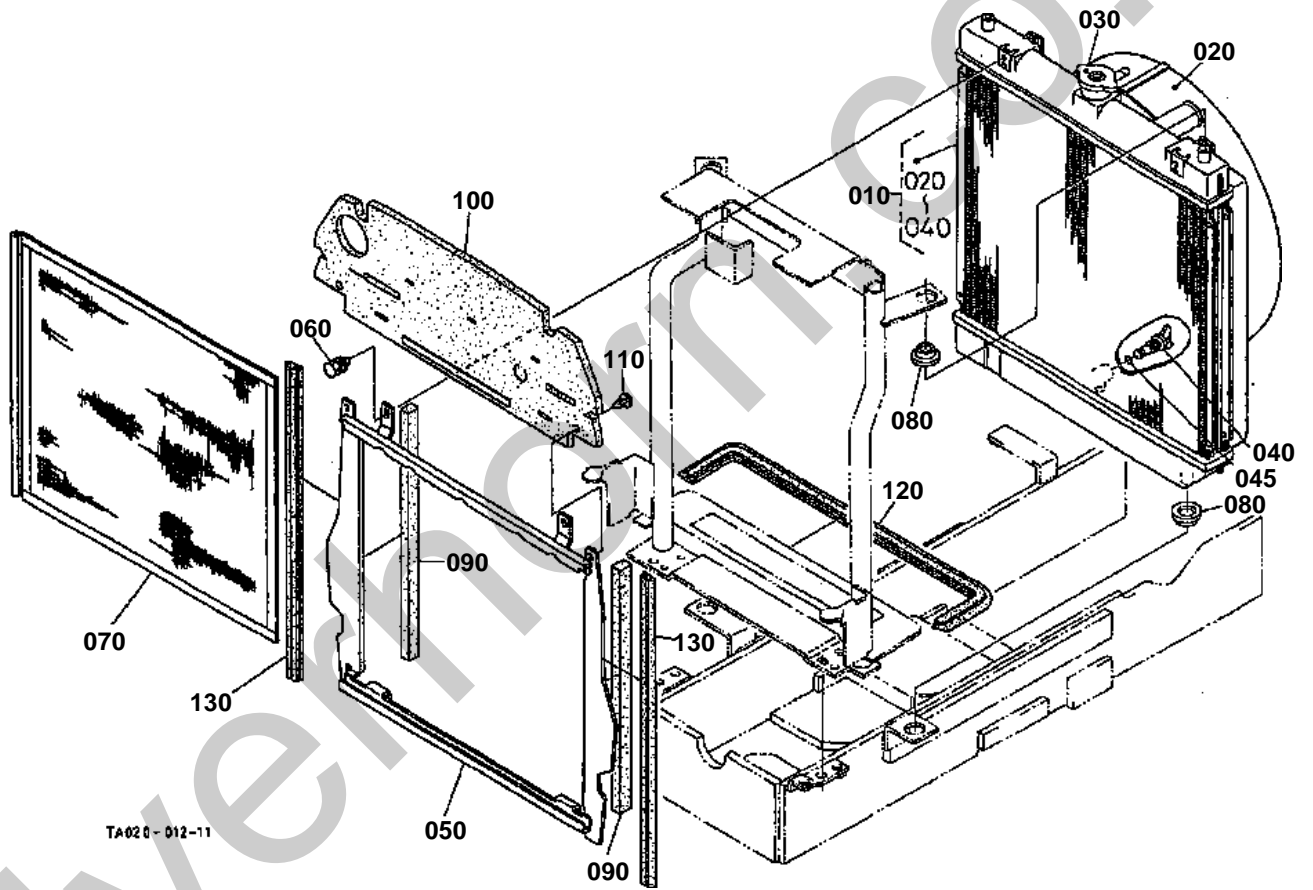


# WATER PIPE

↔ Interchangeable; ≠ not interchangeable; ← new for old; → old for new

REF.No	Part No.	Description	Q'ty	S.No.	I/C	REMARKS	Weight (kgf)	Weight (lb)
010	34070-16120	PIPE WATER	1				0.295	0.649
020	15108-72870	BAND	2				0.027	0.0594
030	34070-80390	HOSE	1				0.27	0.594
040	15108-72870	BAND	2				0.027	0.0594
050	34070-16160	HOSE DRAIN	1				0.085	0.187
060	68171-63630	BAND HOSE	2	≤10097			0.013	0.0286
060	15109-73360	BAND PIPE	2	≥10098	≠		0.01	0.022
070	53581-64150	BAND CORD	1				0.002	0.0044

RADIATOR



TA020-012-11

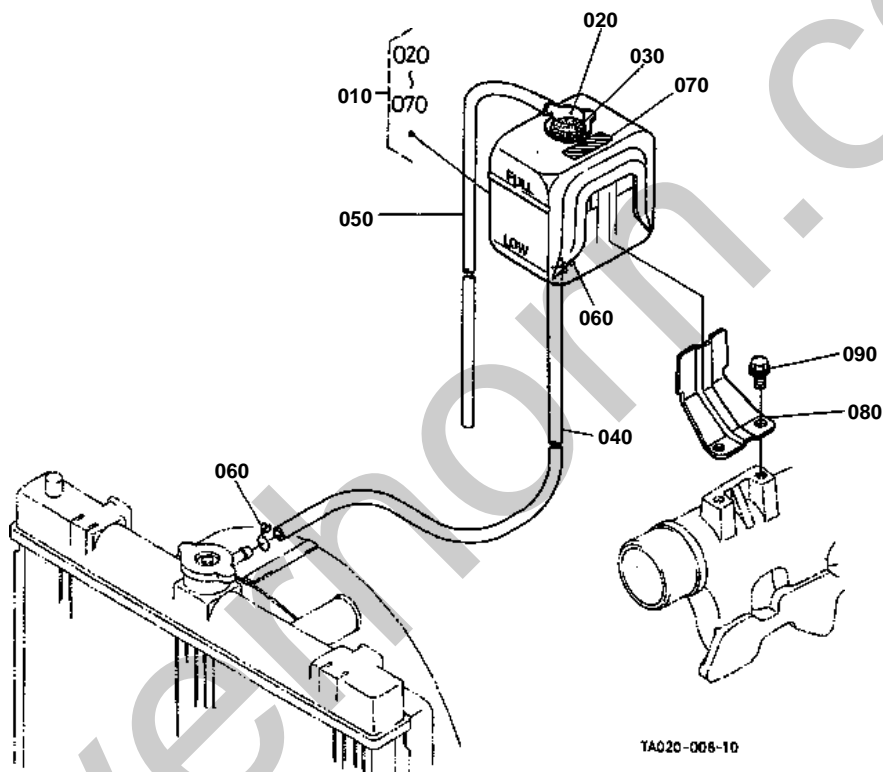


RADIATOR

↔ Interchangeable; ≠ not interchangeable; ← new for old; → old for new

REF.No	Part No.	Description	Q'ty	S.No.	I/C	REMARKS	Weight (kgf)	Weight (lb)
010	T0070-16000	ASSY RADIATOR	1				5.9	12.98
020	T0070-16020	SHROUD FAN	1				2.5	5.5
030	34070-16060	CAP RADIATOR	1				0.055	0.121
040	34070-16070	PLUG DRAIN	1				0.005	0.011
045	34070-16090	O RING	1				0.001	0.0022
050	T0070-16040	GUIDE	1				0.5	1.1
060	01023-50610	BOLT	2				0.005	0.011
070	TA020-16240	NET RADIATOR	1	<=10361			0	0
070	TA020-16242	NET RADIATOR	1	>=10362	←		0.22	0.484
080	34070-16030	RUBBER	4				0.015	0.033
090	T0070-40670	SPONGE	2				0.006	0.0132
100	T0070-42310	SHUTTER	1				0.1	0.22
110	38430-29372	CLIP BUTTON	2				0.001	0.0022
120	34070-42333	SHIELD	1	<=10591			0	0
120	T0180-42330	SHIELD	1	>=10592	↔		0.085	0.187
130	34070-42340	SHIELD	2				0.12	0.264

RESERVE TANK



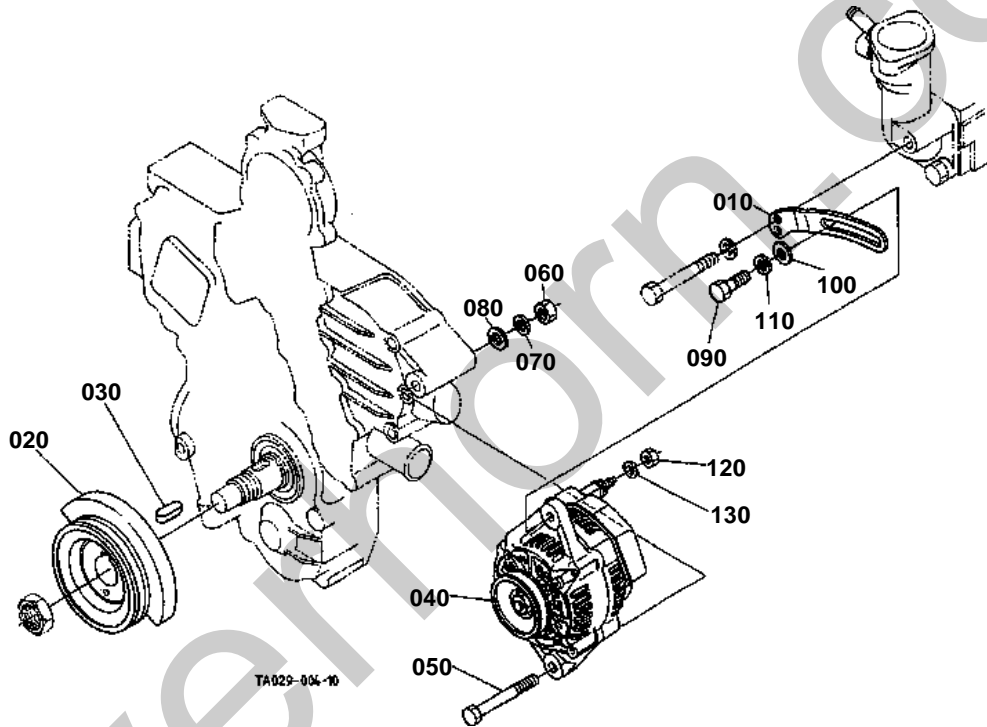


## RESERVE TANK

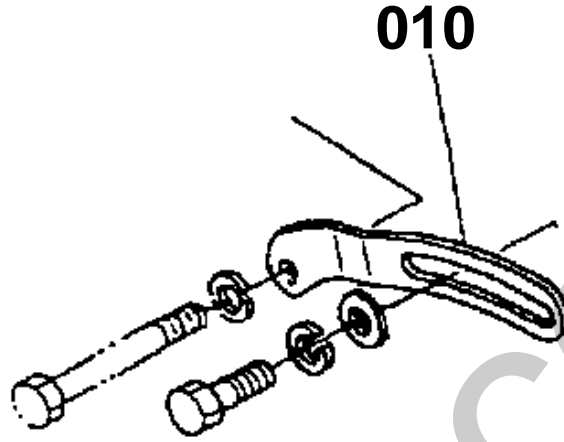
↔ Interchangeable; ≠ not interchangeable; ← new for old; → old for new

REF.No	Part No.	Description	Q'ty	S.No.	I/C	REMARKS	Weight (kgf)	Weight (lb)
010	68841-42360	TANK RESERVE	1				0.48	1.056
020	15272-72420	CAP	1				0.03	0.066
030	15272-72430	GASKET	1				0	0
040	17325-72440	PIPE WATER OVERFLOW	1				0.065	0.143
050	68111-42390	PIPE WATER OVERFLOW	1				0.04	0.088
060	15501-72470	CLIP PIPE	2				0.005	0.011
070	15501-88210	LABEL CAUTION	1				0.005	0.011
080	T0070-16710	STAY RESERVE TANK	1				0.09	0.198
090	01754-50816	BOLT FLANGE	2				0.011	0.0242

ALTERNATOR



010 16427-6442-0



Silverhorn.co.uk

TA020-801-10



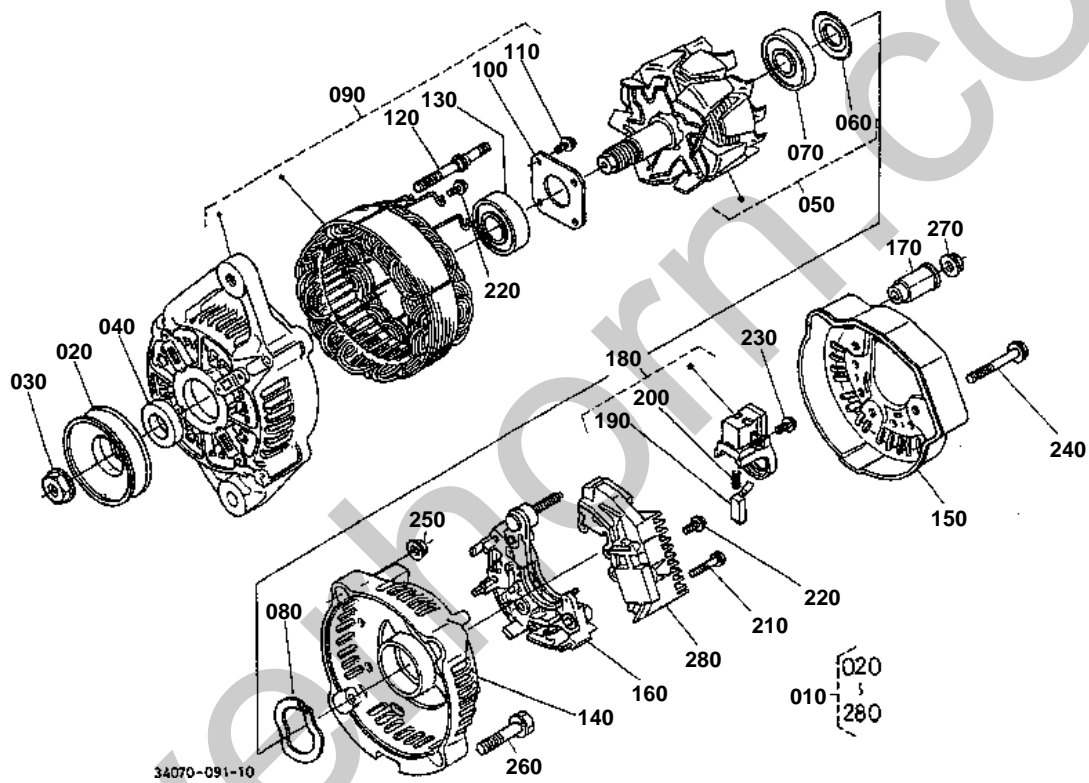


ALTERNATOR

↔ Interchangeable; ≠ not interchangeable; ← new for old; → old for new

REF.No	Part No.	Description	Q'ty	S.No.	I/C	REMARKS	Weight (kgf)	Weight (lb)
010	16427-64420	STAY DYNAMO	1	<=10235			0	0
010	TA040-74020	STAY DYNAMO	1	>=10236	←		0.09	0.198
020	16427-74280	PULLEY FAN DRIVE	1	<=10745			0	0
020	16427-74282	PULLEY FAN DRIVE	1	>=10746	←		1.39	3.058
030	05712-00720	KEY FEATHER	1				0.008	0.0176
040	34070-75600	ASSY ALTERNATOR	1			REFER TO L.No.0C06-R0 FOR COMPONENTS.	2.85	6.27
050	01173-51000	BOLT	1				0.06	0.132
060	02116-50100	NUT	1				0.004	0.0088
070	04512-60100	WASHER SPRING	1				0.002	0.0044
080	04012-50100	WASHER PLAIN	1				0	0
090	01153-60830	BOLT	1				0.025	0.055
100	04015-60080	WASHER PLAIN	1				0.01	0.022
110	04512-60080	WASHER SPRING	1				0.002	0.0044
120	02056-50060	NUT	1				0.002	0.0044
130	04512-60060	WASHER SPRING	1				0.001	0.0022

ALTERNATOR [COMPONENT PARTS]



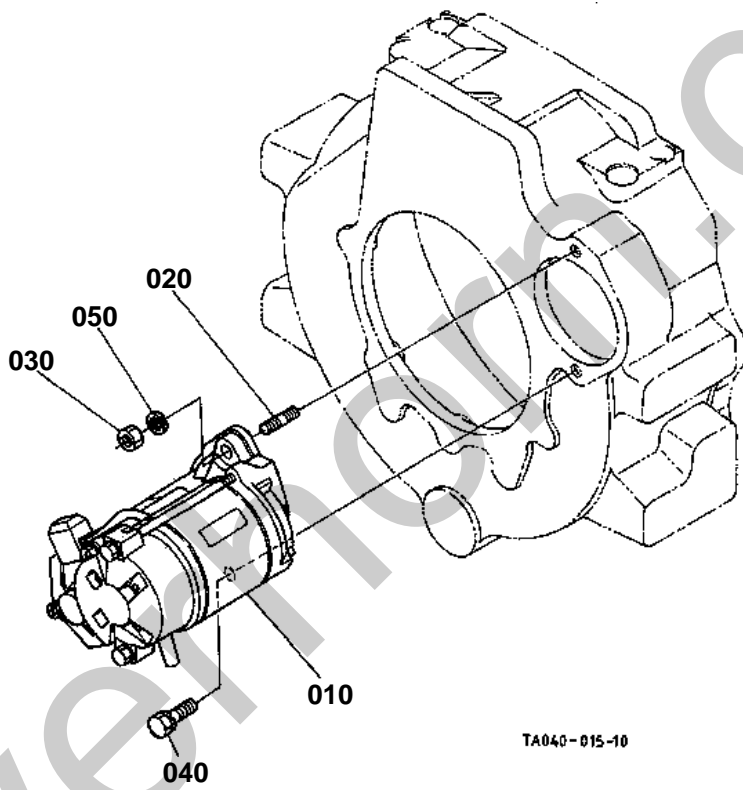


# ALTERNATOR [COMPONENT PARTS]

↔ Interchangeable; ≠ not interchangeable; ← new for old; → old for new

REF.No	Part No.	Description	Q'ty	S.No.	I/C	REMARKS	Weight (kgf)	Weight (lb)
010	34070-75600	ASSY ALTERNATOR	1				2.85	6.27
020	16427-64110	PULLEY ALTERNATOR	1				0.2	0.44
030	15881-92010	NUT	1				0.02	0.044
040	15881-64150	COLLAR	1				0.004	0.0088
050	15881-64040	ROTOR	1				1.2	2.64
060	15881-64800	COVER BEARING	1				0.001	0.0022
070	15881-64770	BEARING BALL	1				0.04	0.088
080	15881-64810	WASHER THRUST	1				0.002	0.0044
090	15881-64020	FRAME DRIVE END	1				1.2	2.64
100	15881-64710	PLATE RETAINER	1				0.01	0.022
110	15881-93010	SCREW ROUND HEAD	4				0.003	0.0066
120	15881-64260	BOLT THROUGH	2				0.01	0.022
130	15881-64780	BEARING BALL	1				0.05	0.11
140	16241-64060	FRAME END	1				0.2	0.44
150	16241-64230	COVER END	1				0.035	0.077
160	16241-64850	ASSY RECTIFIER	1				0.16	0.352
170	16241-64900	BUSH INSULATION	1				0.007	0.0154
180	15881-64310	HOLDER BRUSH	1				0.025	0.055
190	15881-64090	BRUSH	2				0.002	0.0044
200	15881-64330	SPRING BRUSH	2				0.002	0.0044
210	15881-93020	SCREW ROUND HEAD	2				0.005	0.011
220	15881-93030	SCREW ROUND HEAD	6				0.003	0.0066
230	15881-93040	SCREW ROUND HEAD	1				0.003	0.0066
240	15881-91040	BOLT	3				0.005	0.011
250	15881-92020	NUT	2				0.02	0.044
260	15881-91050	BOLT	2				0.01	0.022
270	14182-92030	NUT	1				0.003	0.0066
280	15881-64600	ASSY REGULATOR	1				0.1	0.22

STARTER



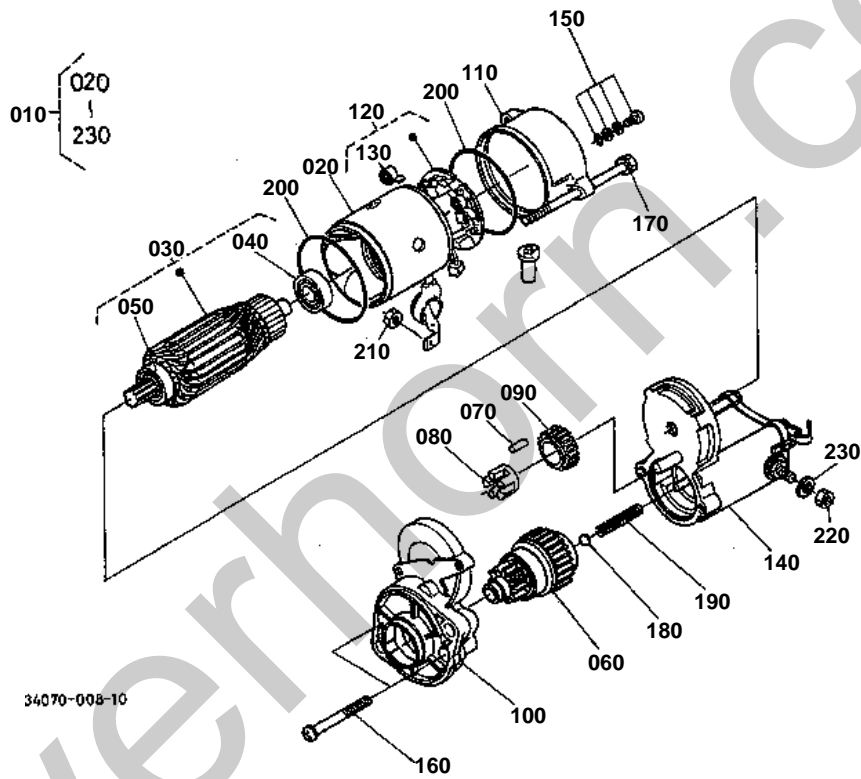
TA040-015-10

**STARTER**

↔ Interchangeable; ≠ not interchangeable; ← new for old; → old for new

REF.No	Part No.	Description	Q'ty	S.No.	I/C	REMARKS	Weight (kgf)	Weight (lb)
010	34070-16800	ASSY STARTER	1			REFER TO L.No.0C07-R0 FOR COMPONENTS.	3.4	7.48
020	01517-51028	STUD	1				0.022	0.0484
030	02176-50100	NUT	1				0.005	0.011
040	01133-51030	BOLT	1				0.025	0.055
050	04512-60100	WASHER SPRING	1				0.002	0.0044

STARTER [COMPONENT PARTS]

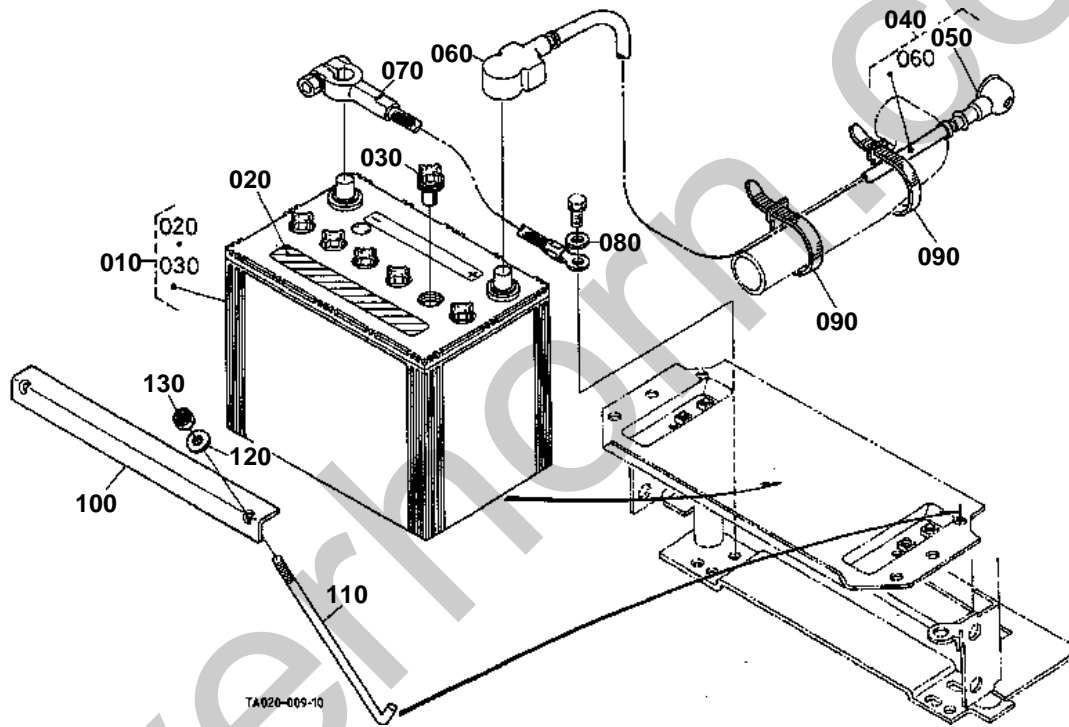


**STARTER [COMPONENT PARTS]**

↔ Interchangeable; ≠ not interchangeable; ← new for old; → old for new

REF.No	Part No.	Description	Q'ty	S.No.	I/C	REMARKS	Weight (kgf)	Weight (lb)
010	34070-16800	ASSY STARTER	1				3.4	7.48
020	11460-63080	YOKE	1				0.8	1.76
030	11460-63070	ARMATURE	1				0.05	0.11
040	11460-63530	BEARING	1				0.02	0.044
050	11460-63500	BEARING	1				0.03	0.066
060	34070-16810	ASSY CLUTCH	1				0.565	1.243
070	19212-63100	ROLLER	5				0.002	0.0044
080	11460-63110	RETAINER	1				0.01	0.022
090	11460-63270	GEAR	1				0.04	0.088
100	34070-16830	ASSY HOUSING	1				0.405	0.891
110	34070-16840	ASSY FRAME END	1				0.1	0.22
120	11470-63380	ASSY HOLDER BRUSH	1				0.3	0.66
130	11460-63390	SPRING BRUSH	4				0.01	0.022
140	34070-16850	ASSY SWITCH MAGNETIC	1				0.955	2.101
150	15511-63760	ASSY BOLT	2				0.005	0.011
160	11460-93310	BOLT	2				0.01	0.022
170	11460-63320	BOLT THROUGH	2				0.02	0.044
180	19212-97130	BALL	1				0.003	0.0066
190	11460-63120	SPRING	1				0.01	0.022
200	15511-96660	O RING	2				0.005	0.011
210	13963-92010	NUT HEXAGON	1				0.005	0.011
220	02114-50080	NUT	1				0.005	0.011
230	04512-50080	WASHER SPRING	1				0.001	0.0022

BATTERY



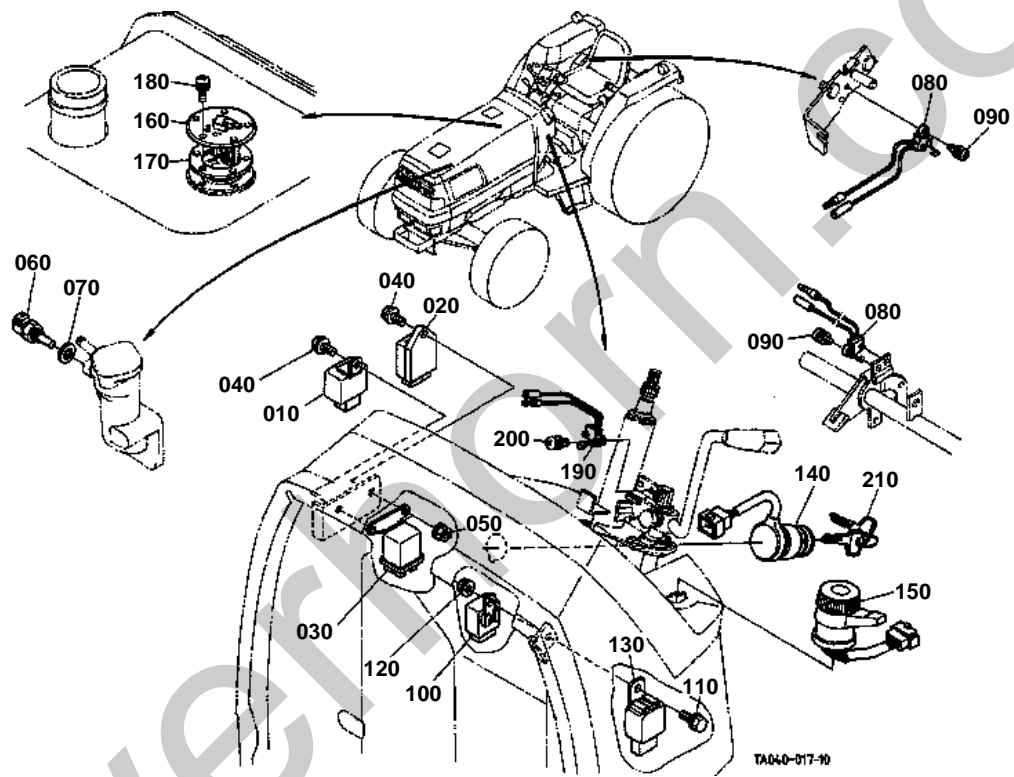


**BATTERY**

↔ Interchangeable; ≠ not interchangeable; ← new for old; → old for new

REF.No	Part No.	Description	Q'ty	S.No.	I/C	REMARKS	Weight (kgf)	Weight (lb)
010	TA020-30110	BATTERY	1				0	0
020	TA040-30150	LABEL BATTERY	1			ENGLISH	0.002	0.0044
030	TA040-30160	CAP BATTERY	6				0.01	0.022
040	T0070-30122	CORD BATTERY	1				0.55	1.21
050	T0070-30130	CAP	1				0.015	0.033
060	T0070-30140	CAP	1				0.012	0.0264
070	31351-33343	CORD EARTH	1				0.165	0.363
080	04015-50080	WASHER PLAIN	1				0.001	0.0022
090	55311-41260	BAND CORD	2				0.007	0.0154
100	34070-40110	RETAINER BATTERY	1				0.285	0.627
110	38240-33295	BOLT HOOK	2				0.05	0.11
120	04015-60060	WASHER PLAIN	2				0.005	0.011
130	02552-50060	NUT LOCK	2				0.002	0.0044

SWITCH

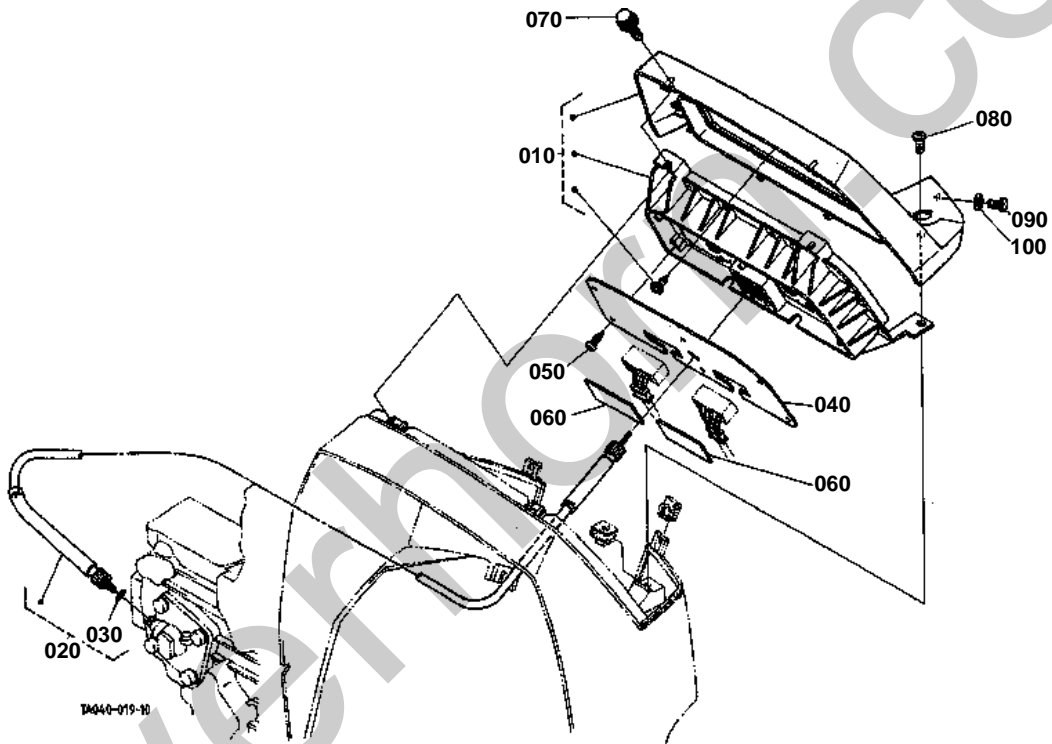


**SWITCH**

↔ Interchangeable; ≠ not interchangeable; ← new for old; → old for new

REF.No	Part No.	Description	Q'ty	S.No.	I/C	REMARKS	Weight (kgf)	Weight (lb)
010	T0070-31410	TIMER KEY STOP	1				0.065	0.143
020	16415-65660	CONTROLLER	1				0.07	0.154
030	16415-65600	RELAY GLOW	1				0.1	0.22
040	01754-50616	BOLT FLANGE	2				0.006	0.0132
050	02751-50060	NUT FLANGE	2				0.005	0.011
060	16415-83040	SENSOR THERMO	1				0.03	0.066
070	15109-33660	GASKET	1				0.001	0.0022
080	TA040-43900	SWITCH LEVER	2				0.008	0.0176
090	03024-50414	SCREW WITH WASHER	2				0.002	0.0044
100	35800-75070	RELAY STARTER	1				0.08	0.176
110	01754-50616	BOLT FLANGE	1				0.006	0.0132
120	02751-50060	NUT FLANGE	1				0.005	0.011
130	32400-33700	HAZARD UNIT	1				0.07	0.154
140	34670-31820	SWITCH MAIN	1				0	0
150	TA040-30850	SWITCH COMBINATION	1				0.11	0.242
160	34070-31200	ASSY GAUGE FUEL	1				0	0
160	TA040-31202	ASSY GAUGE FUEL	1	≤10217			0.505	1.111
170	34070-31220	GASKET	1	≥10218	←		0.01	0.022
180	03024-50512	SCREW WITH WASHER	5				0.003	0.0066
190	TA040-43900	SWITCH LEVER	1				0.008	0.0176
200	03024-50416	SCREW WITH WASHER	1				0.002	0.0044
210	35260-31852	ASSY KEY MAIN SWITCH	1				0.02	0.044

PANEL BOARD



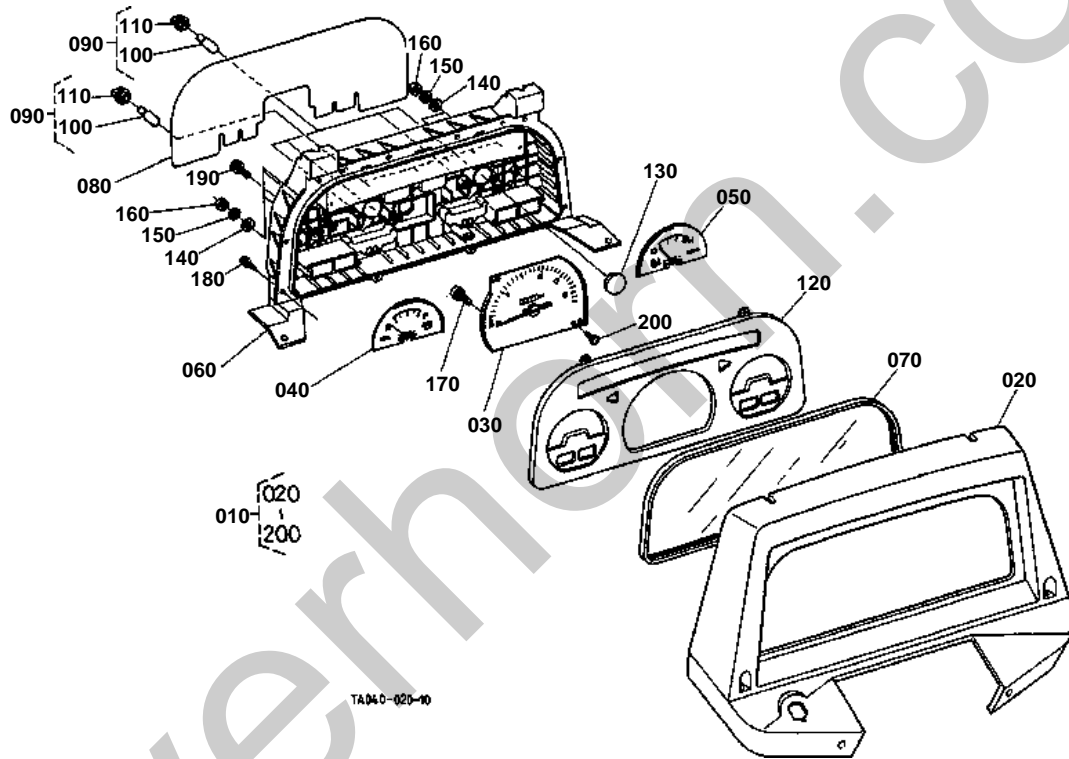


PANEL BOARD

↔ Interchangeable; ≠ not interchangeable; ← new for old; → old for new

REF.No	Part No.	Description	Q'ty	S.No.	I/C	REMARKS	Weight (kgf)	Weight (lb)
010	TA040-30210	ASSY PANEL	1			REFER TO L.No.0C09-R0 FOR COMPONENTS.	1.75	3.85
020	38240-34655	CABLE FLEXIBLE	1				0.22	0.484
030	04811-10080	O RING	1				0.001	0.0022
040	34070-30190	PLATE PANEL	1				0.15	0.33
050	03514-50414	SCREW TAPPING	6				0.001	0.0022
060	34070-99410	SEAL PANEL	2				0.005	0.011
070	34070-41110	BOLT SET	2				0.01	0.022
080	31391-31140	SCREW	2				0.01	0.022
090	37410-54990	SCREW	2				0.003	0.0066
100	04013-50040	WASHER PLAIN	2				0	0

PANEL BOARD [COMPONENT PARTS]



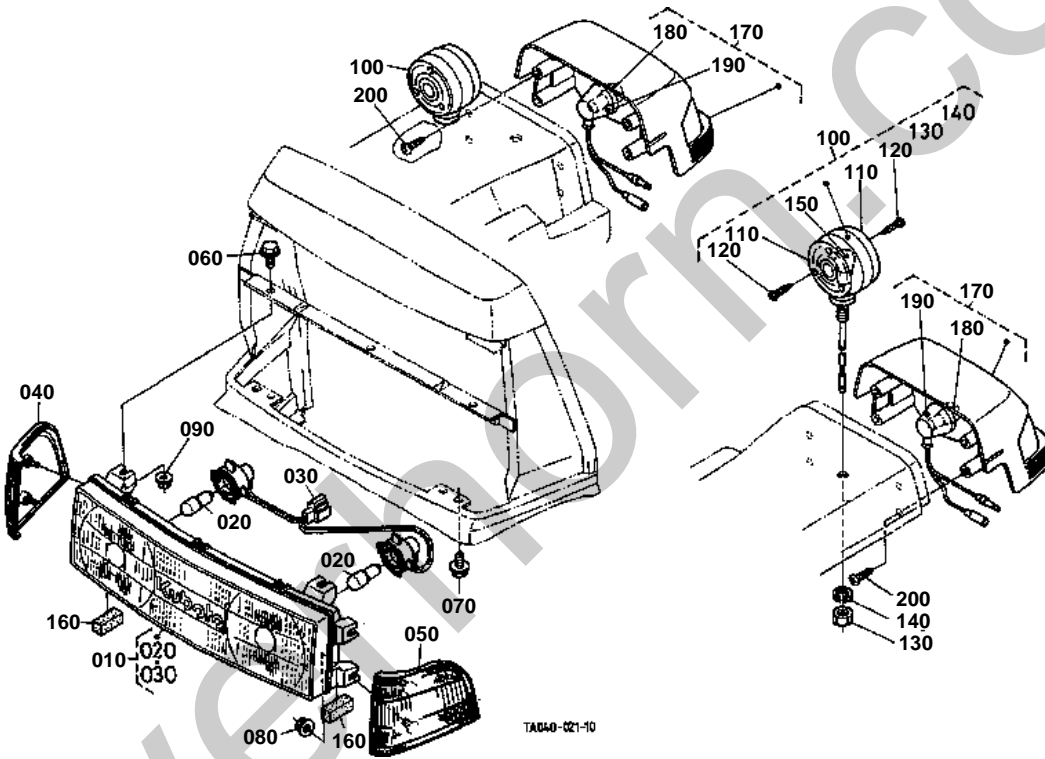


PANEL BOARD [COMPONENT PARTS]

↔ Interchangeable; ≠ not interchangeable; ← new for old; → old for new

REF.No	Part No.	Description	Q'ty	S.No.	I/C	REMARKS	Weight (kgf)	Weight (lb)
010	TA040-30210	ASSY PANEL	1				1.75	3.85
020	TA040-43020	HOOD PANEL	1				0.975	2.145
030	TA040-30220	ASSY TACHOMETER	1				0.22	0.484
040	TA040-30230	ASSY METER FUEL	1				0.08	0.176
050	TA040-30240	ASSY THERMOMETER	1				0.08	0.176
060	TA040-30250	CASE	1				0.855	1.881
070	34070-30260	GLASS	1				0.485	1.067
080	TA040-30270	ASSY PLATE	1				0.135	0.297
090	38240-31460	ASSY BULB	9				0.015	0.033
100	38240-31470	BULB	9				0.01	0.022
110	38240-31480	SOCKET	9				0.001	0.0022
120	34070-30280	PLATE WINDOW	1				0.21	0.462
130	34070-30170	LENS	2				0.005	0.011
140	66426-81100	WASHER PLAIN	5				0.001	0.0022
150	04512-50040	WASHER SPRING	5				0	0
160	02054-50040	NUT	5				0.001	0.0022
170	32530-94900	SCREW WITH WASHER	2				0.002	0.0044
180	03514-50425	SCREW TAPPING	10				0.001	0.0022
190	35533-76230	SCREW WITH WASHER	1				0.002	0.0044
200	34070-30290	SCREW TAPPING	2				0.01	0.022

LIGHT

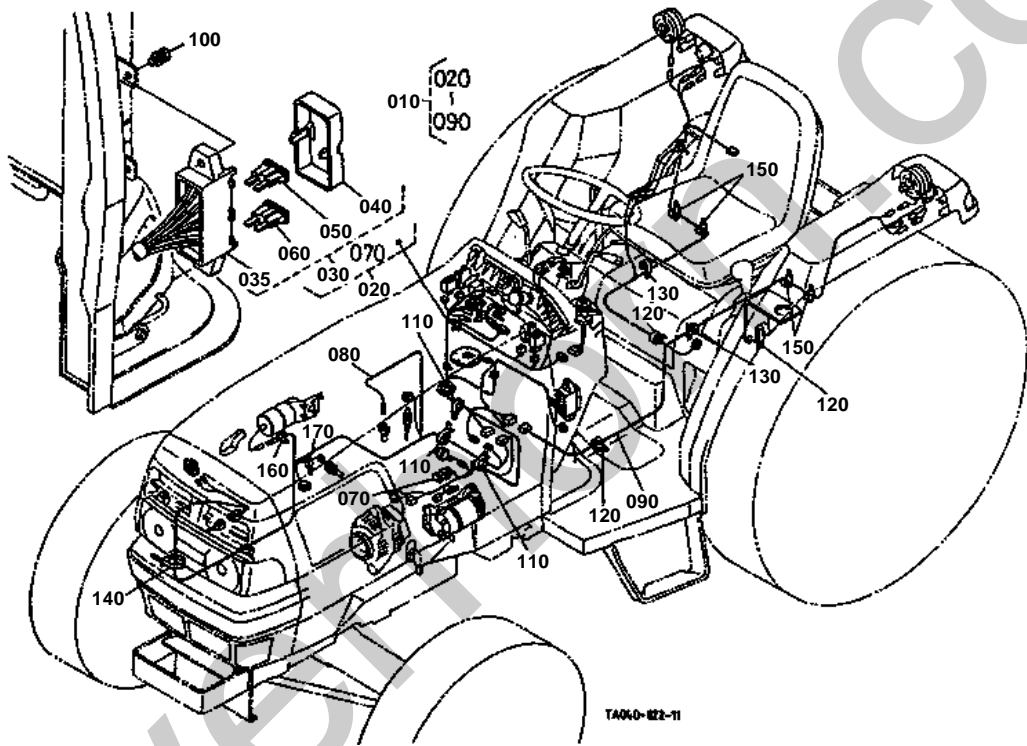




**LIGHT**

↔ Interchangeable; ≠ not interchangeable; ← new for old; → old for new

REF.No	Part No.	Description	Q'ty	S.No.	I/C	REMARKS	Weight (kgf)	Weight (lb)
010	34070-99060	BODY HEAD LIGHT	1				0.54	1.188
020	34070-99010	BULB	2				0.02	0.044
030	34070-99090	ASSY SOCKET	1				0.05	0.11
040	T0070-99070	GRILLE LIGHT RH	1				0.13	0.286
050	T0070-99080	GRILLE LIGHT LH	1				0.02	0.044
060	30400-19060	BOLT FLANGE	2				0.006	0.0132
070	01754-50612	BOLT FLANGE	2				0.005	0.011
080	02761-50050	NUT FLANGE	4				0.005	0.011
090	02751-50060	NUT FLANGE	2				0.005	0.011
100	32530-33610	ASSY LIGHT HAZARD	2				0.5	1.1
110	32530-91510	LENS HAZARD LIGHT	4				0.085	0.187
120	32530-91520	SCREW TAPPING	12				0.001	0.0022
130	02114-50100	NUT	2				0.005	0.011
140	04512-50100	WASHER SPRING	2				0.003	0.0066
150	32530-91530	BULB LIGHT	2				0.02	0.044
160	T0070-40650	SPONGE	2				0.002	0.0044
170	TA040-30020	LIGHT TAIL	2				0.5	1.1
180	TA040-99110	BULB LIGHT	2				0.01	0.022
190	TA040-99120	CORD	2				0.03	0.066
200	03614-50614	SCREW TAPPING	8				0.005	0.011

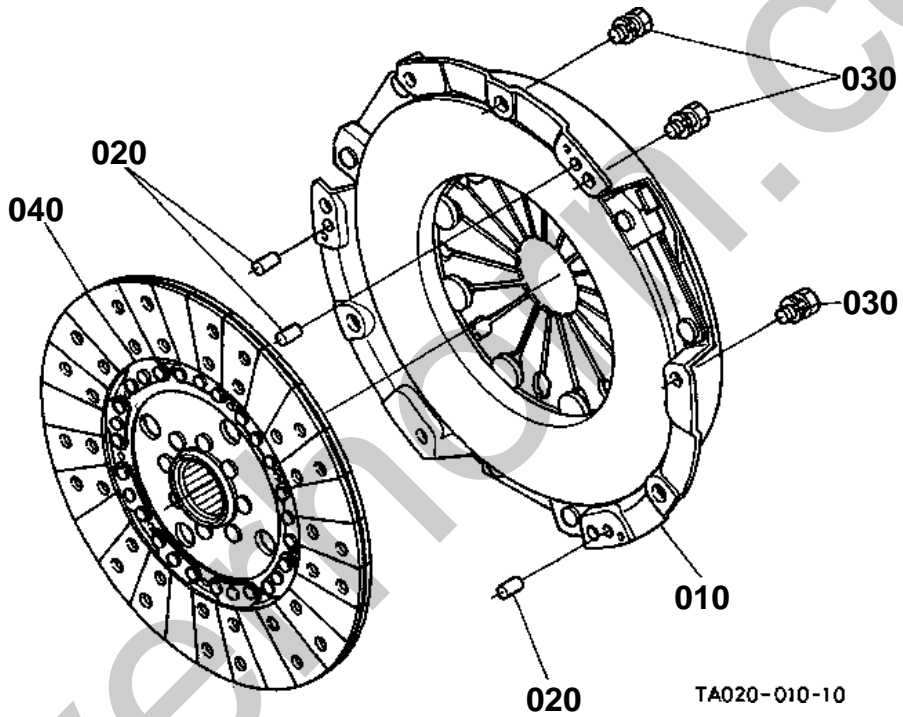


**ELECTRICAL WIRING**

↔ Interchangeable; ≠ not interchangeable; ← new for old; → old for new

REF.No	Part No.	Description	Q'ty	S.No.	I/C	REMARKS	Weight (kgf)	Weight (lb)
010	TA020-30300	ASSY WIRE HARNESS	1				1.5	3.3
020	TA020-30310	WIRE HARNESS	1				0.93	2.046
030	TA040-30400	ASSY BOX FUSE	1				0.085	0.187
035	35533-77350	ASSY CASE FUSE	1				0.04	0.088
040	TA040-30410	COVER FUSE BOX	1				0.03	0.066
050	36730-75550	FUSE	3	≤10097		10A	0.001	0.0022
050	36730-75550	FUSE	4	≥10098		10A	0.001	0.0022
060	35820-75560	FUSE	2	≤10097		15A	0.002	0.0044
060	35820-75560	FUSE	3	≥10098		15A	0.002	0.0044
070	34670-34530	FUSE.SLOW BLOW	1				0.003	0.0066
080	TA040-30320	WIRE HARNESS	1				0.26	0.572
090	TA040-30330	WIRE HARNESS	1				0.3	0.66
100	03024-50512	SCREW WITH WASHER	2				0.003	0.0066
110	55311-41260	BAND CORD	3				0.007	0.0154
120	32240-34460	CLAMP CORD	3				0.011	0.0242
130	13816-67580	CLAMP CORD	2				0.004	0.0088
140	53581-64150	BAND CORD	1				0.002	0.0044
150	13816-67580	CLAMP CORD	4	≤11337			0.004	0.0088
150	34150-29390	CLAMP CORD	4	≥11338	←		0.004	0.0088
160	15241-67580	CLAMP CORD	1				0.004	0.0088
170	44366-68380	BAND CORD	1				0.01	0.022

CLUTCH



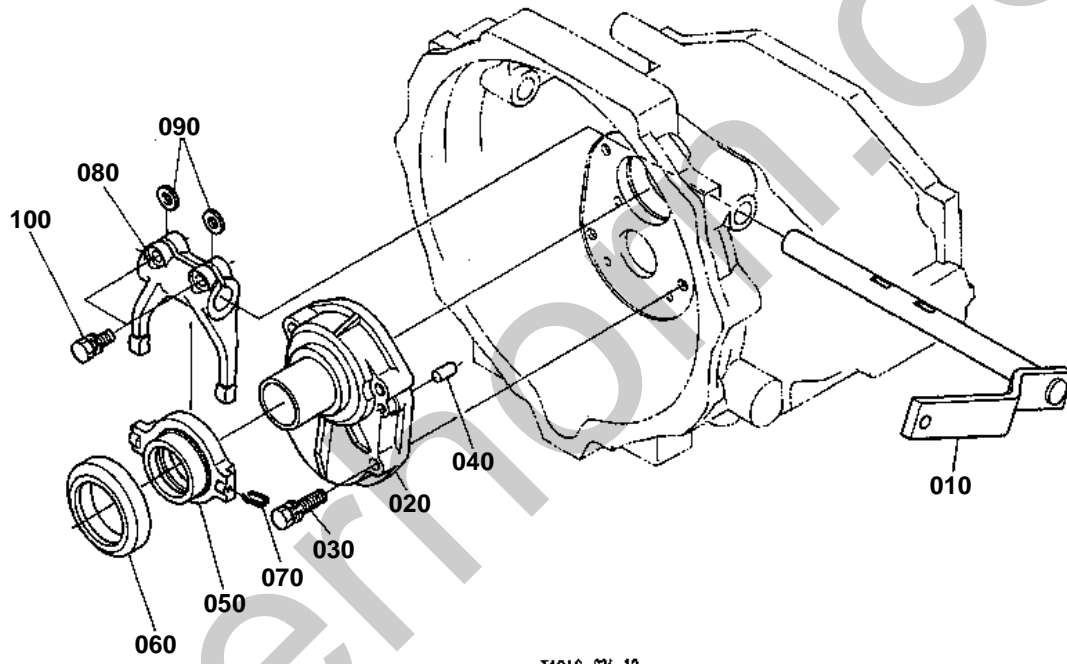


# CLUTCH

↔ Interchangeable; ≠ not interchangeable; ← new for old; → old for new

REF.No	Part No.	Description	Q'ty	S.No.	I/C	REMARKS	Weight (kgf)	Weight (lb)
010	TA020-20600	ASSY PLATE PRESSURE	1				6.5	14.3
020	05012-00612	PIN STRAIGHT	3				0.003	0.0066
030	01123-60816	BOLT	9				0.01	0.022
040	TA020-20500	COMP.DISK CLUTCH	1				1.045	2.299

CLUTCH LEVER



TA040-024-10

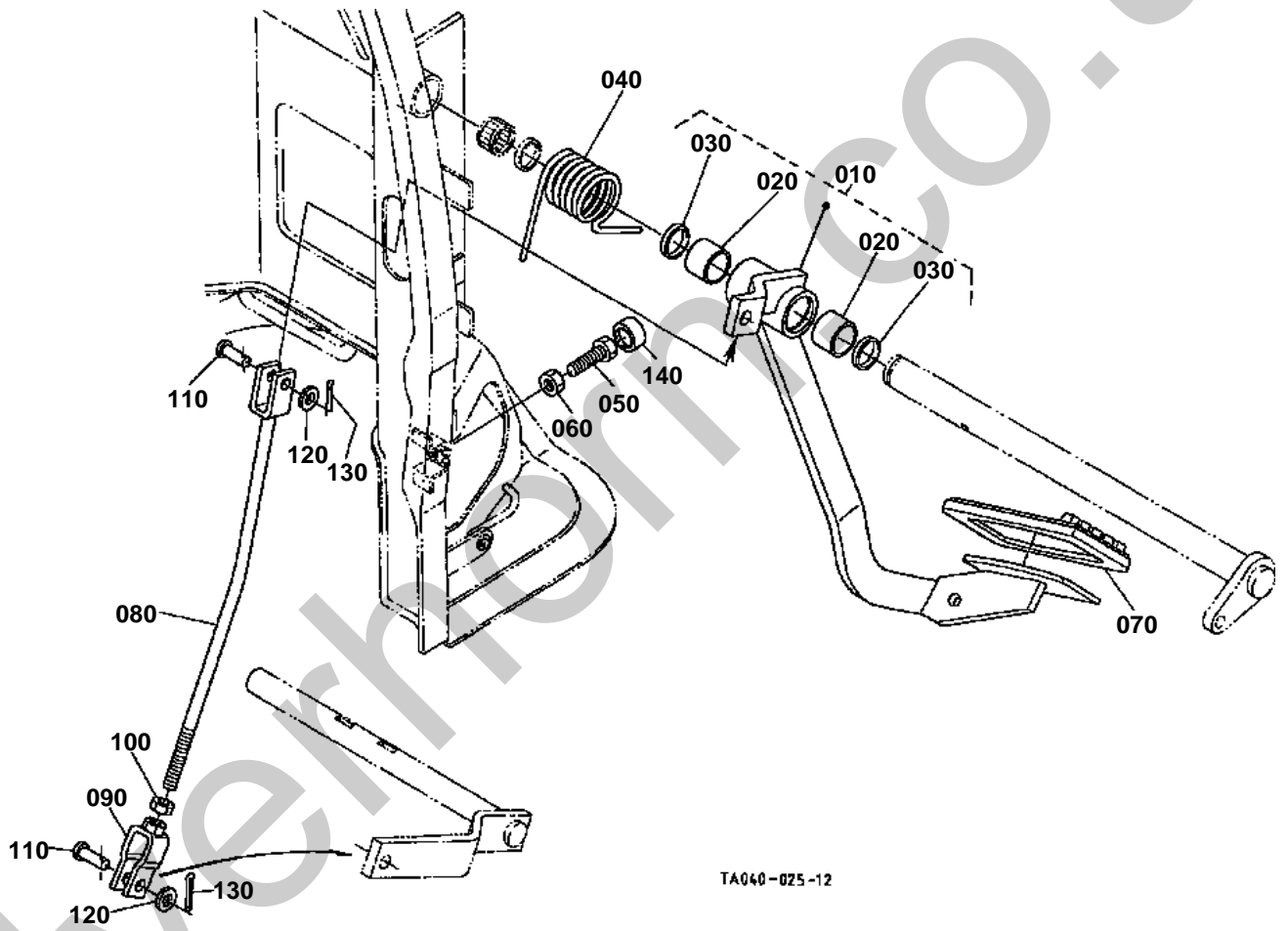


## CLUTCH LEVER

↔ Interchangeable; ≠ not interchangeable; ← new for old; → old for new

REF.No	Part No.	Description	Q'ty	S.No.	I/C	REMARKS	Weight (kgf)	Weight (lb)
010	TA040-21170	LEVER CLUTCH	1				0	0
020	TA040-21100	CASE PROPELLER SHAFT	1				0.66	1.452
030	01123-50845	BOLT	4				0.02	0.044
040	05012-00818	PIN STRAIGHT	2				0.008	0.0176
050	TA040-21150	HOLDER CLUTCH	1				0.4	0.88
060	TA040-20700	BEARING RELEASE	1				0.28	0.616
070	TA040-21210	PIN SNAP	2				0.002	0.0044
080	TA040-21200	FORK CLUTCH RELEASE	1				0.54	1.188
090	31150-14780	KEY FORK	2				0.003	0.0066
100	01123-50825	BOLT	2				0.013	0.0286

CLUTCH PEDAL



TA040-025-12



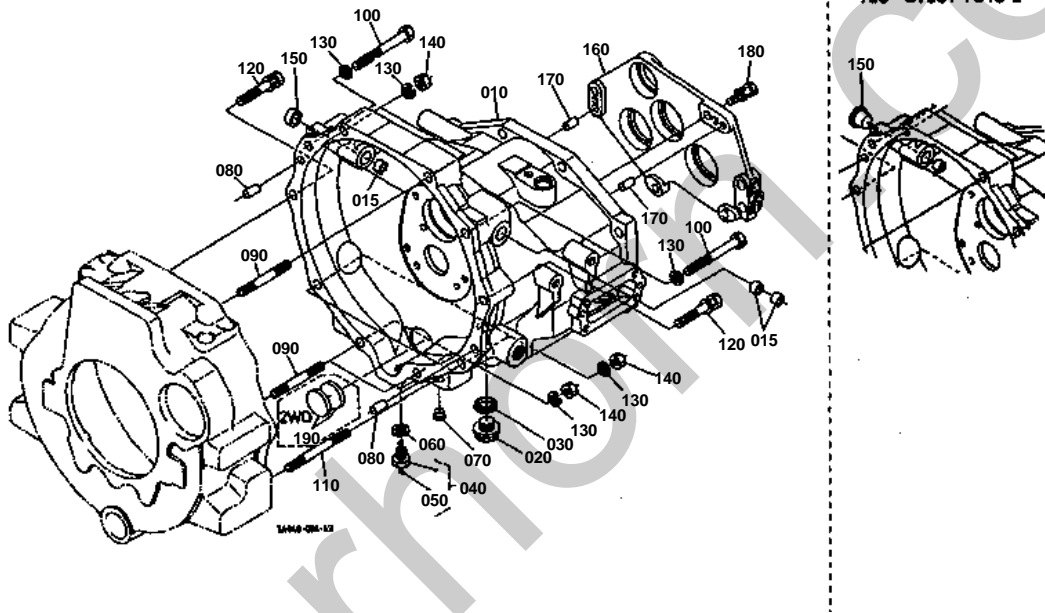


# CLUTCH PEDAL

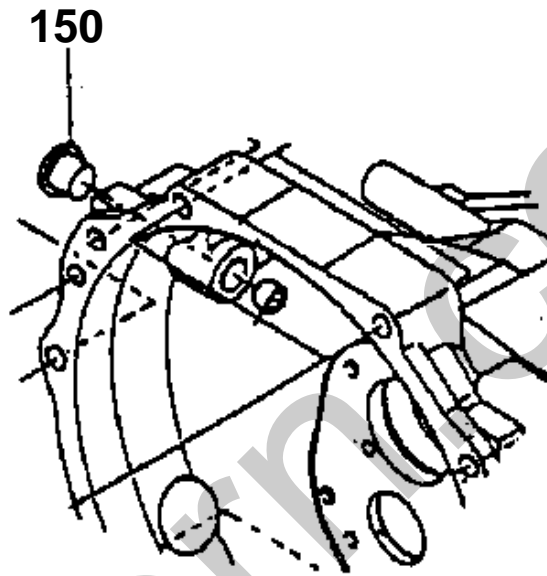
↔ Interchangeable; ≠ not interchangeable; ← new for old; → old for new

REF.No	Part No.	Description	Q'ty	S.No.	I/C	REMARKS	Weight (kgf)	Weight (lb)
010	TA040-44050	COMP.PEDAL CLUTCH	1	<=10281			0	0
010	TA040-44052	COMP.PEDAL CLUTCH	1	>=10282	←		1.6	3.52
020	08511-02520	BUSH	2				0.02	0.044
030	34070-44140	SEAL OIL	2				0.005	0.011
040	TA040-44160	SPRING	1				0.108	0.2376
050	01073-51030	BOLT	1				0.028	0.0616
060	02116-50100	NUT	1				0.004	0.0088
070	37410-44120	COVER PEDAL	1				0.08	0.176
080	TA040-44460	ROD CLUTCH	1	<=11625			0	0
080	TA040-44462	ROD CLUTCH	1	>=11626	←		0.24	0.528
090	34070-44470	U JOINT	1				0.08	0.176
100	02176-50100	NUT	1				0.005	0.011
110	05122-61028	PIN JOINT	2				0.02	0.044
120	04013-50100	WASHER PLAIN	2				0.004	0.0088
130	05511-50318	PIN SPLIT	2				0.001	0.0022
140	34070-47490	CUSHION	1	>=10394			0.005	0.011
140	T0270-47490	CUSHION	1	>=11610	←		0.002	0.0044

CLUTCH HOUSING [MANUAL T/M TYPE]



150 31351-7649-0

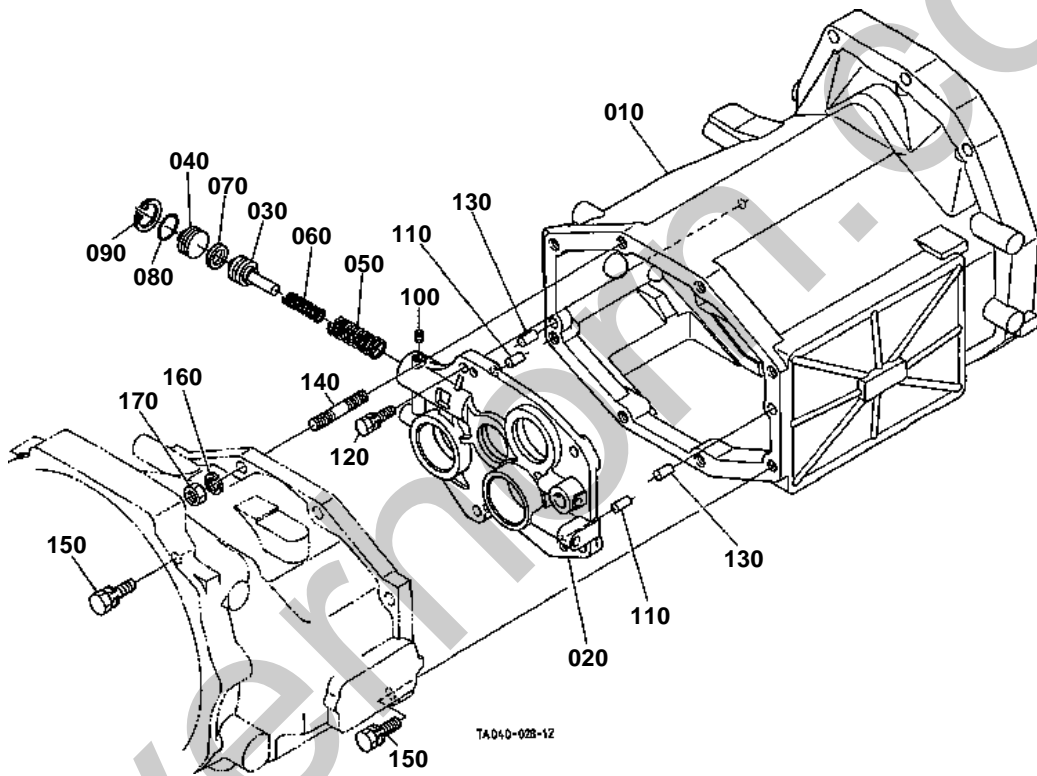


TA020-802-10

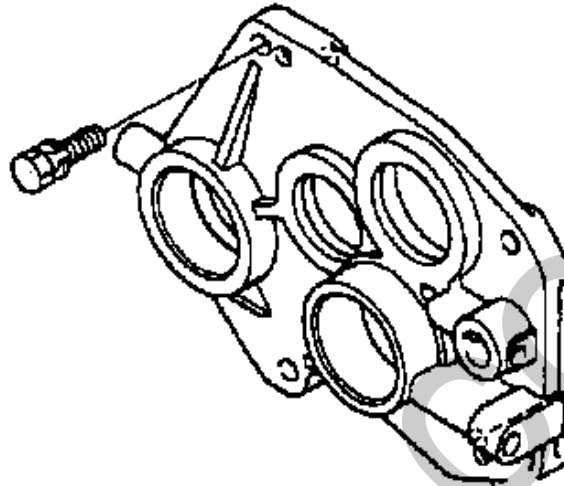
**CLUTCH HOUSING [MANUAL T/M TYPE]**

↔ Interchangeable; ≠ not interchangeable; ← new for old; → old for new

REF.No	Part No.	Description	Q'ty	S.No.	I/C	REMARKS	Weight (kgf)	Weight (lb)
010	TA040-20200	HOUSING CLUTCH	1	<=10361			0	0
010	TA040-20205	HOUSING CLUTCH	1	>=10362	↔		0	0
010	TA040-20208	HOUSING CLUTCH	1	>=11242	←		41	90.2
015	08511-01915	BUSH	3	>=11242			0.01	0.022
020	15512-96010	PLUG DRAIN	1				0.101	0.2222
030	04717-02150	WASHER WITH RUBBER	1				0.004	0.0088
040	32430-14270	KIT PLUG	1				0.04	0.088
050	05511-50430	PIN SPLIT	1				0.004	0.0088
060	04512-60140	WASHER SPRING	1				0.006	0.0132
070	32210-27580	PLUG	10				0.001	0.0022
080	05012-01018	PIN STRAIGHT	2				0.012	0.0264
090	01574-51265	STUD	4				0.067	0.1474
100	01173-51295	BOLT	2				0.086	0.1892
110	01574-51285	STUD	2				0.085	0.187
120	01133-51265	BOLT	2				0.065	0.143
130	04512-50120	WASHER SPRING	8				0.003	0.0066
140	02176-50120	NUT	6				0.01	0.022
150	31351-76490	PLUG	1	<=11241			0.004	0.0088
150	31351-38720	PLUG	1	>=11242	≠		0.005	0.011
160	TA040-20250	HOLDER BEARING	1				0.78	1.716
170	05012-00818	PIN STRAIGHT	2				0.008	0.0176
180	01133-51035	BOLT	4				0.03	0.066
190	34070-12230	PLUG	2				0.02	0.044



020 TA040-6035-0



020

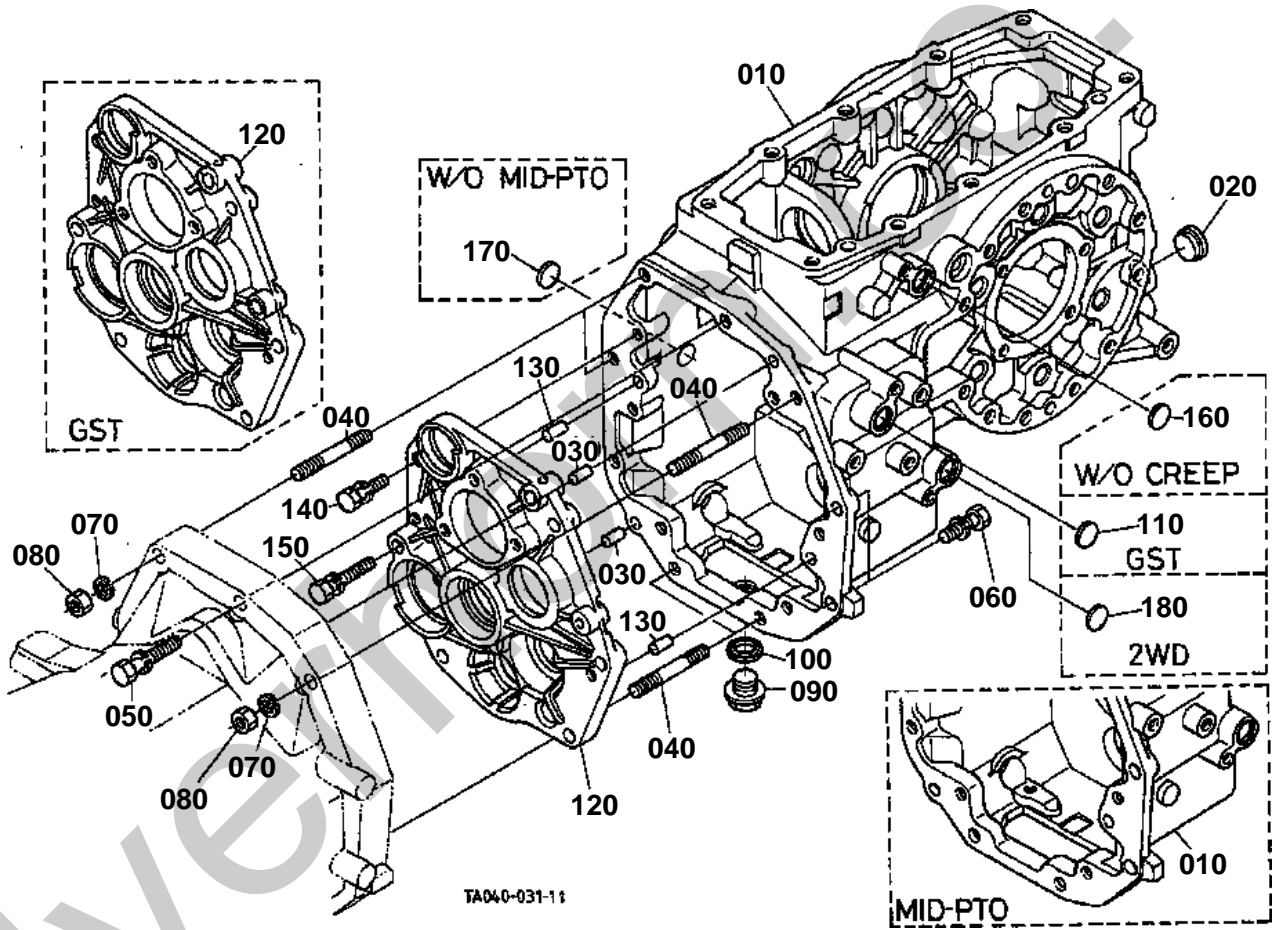
TA020-804-10

**MID CASE [MANUAL T/M TYPE] [WITH IND-PTO]**

↔ Interchangeable; ≠ not interchangeable; ← new for old; → old for new

REF.No	Part No.	Description	Q'ty	S.No.	I/C	REMARKS	Weight (kgf)	Weight (lb)
010	TA040-20300	CASE MID	1	<=10002			0	0
010	TA040-20302	CASE MID	1	>=10003	←		0	0
010	TA040-20304	CASE MID	1	>=10282	←		37	81.4
020	TA040-60350	HOLDER BEARING	1	<=10202			0	0
020	TA040-69200	HOLDER BEARING	1	>=10203	←		3.7	8.14
030	TA040-69210	PISTON	1	>=10203			0.09	0.198
040	TA040-69220	COVER	1	>=10203			0.06	0.132
050	TA040-69230	SPRING	1	>=10203			0.039	0.0858
060	TA040-69240	SPRING	1	>=10203			0.024	0.0528
070	34076-65170	SEAL PISTON	1	>=10203			0.005	0.011
080	04811-06230	O RING	1	>=10203			0.001	0.0022
090	04611-00280	CIR CLIP INTERNAL	1	>=10203			0.002	0.0044
100	32420-67380	PLUG	1	>=10203			0.005	0.011
110	05012-00818	PIN STRAIGHT	2				0.008	0.0176
120	01133-51035	BOLT	4				0.03	0.066
130	05012-01018	PIN STRAIGHT	2				0.012	0.0264
140	35340-14182	STUD	6				0.05	0.11
150	01133-51240	BOLT	2				0.05	0.11
160	04512-50120	WASHER SPRING	6				0.003	0.0066
170	35340-27360	NUT	6				0.015	0.033

TRANSMISSION CASE





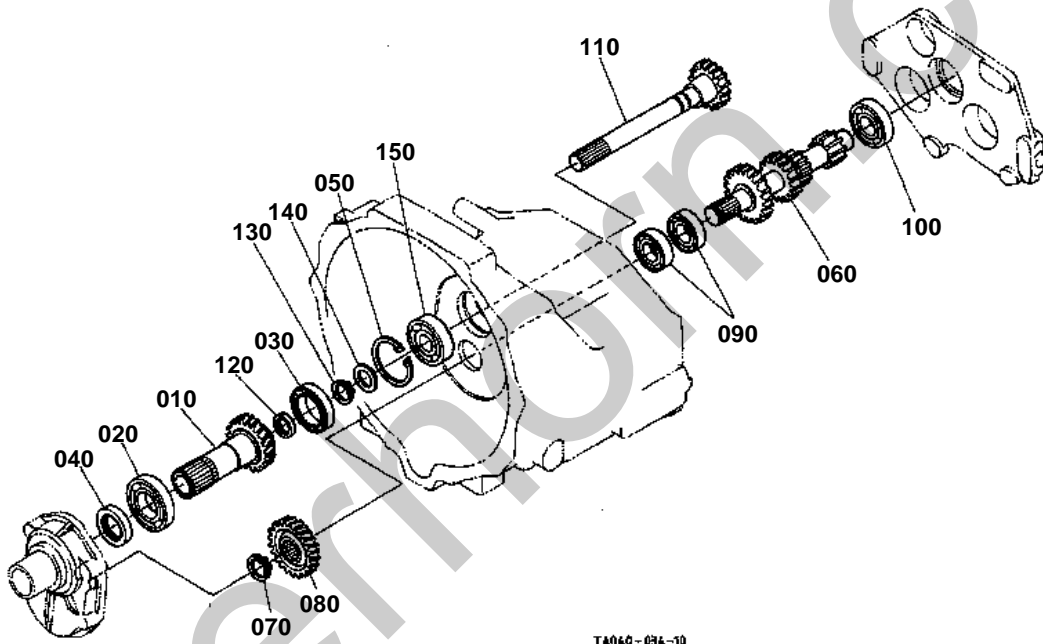


TRANSMISSION CASE

↔ Interchangeable; ≠ not interchangeable; ← new for old; → old for new

REF.No	Part No.	Description	Q'ty	S.No.	I/C	REMARKS	Weight (kgf)	Weight (lb)
010	TA030-20420	CASE TRANSMISSION	1			WITH MID-PTO	0	0
020	31301-14230	GAUGE OIL	1				0.005	0.011
030	05012-01018	PIN STRAIGHT	2				0.012	0.0264
040	01574-61260	STUD	5				0.05	0.11
050	01133-51260	BOLT	2				0.06	0.132
060	01133-51235	BOLT	2				0.05	0.11
070	04512-50120	WASHER SPRING	5				0.003	0.0066
080	02176-50120	NUT	5				0.01	0.022
090	15512-96010	PLUG DRAIN	1				0.101	0.2222
100	04717-02150	WASHER WITH RUBBER	1				0.004	0.0088
120	TA040-20450	HOLDER BEARING	1	<=10017		MANUAL T/M TYPE	0	0
120	TA040-20454	HOLDER BEARING	1	>=10018	←	MANUAL T/M TYPE	4.5	9.9
130	05012-01018	PIN STRAIGHT	2				0.012	0.0264
140	01133-51040	BOLT	5				0.03	0.066
150	01133-51060	BOLT	1				0.042	0.0924
160	34076-60470	PLUG	1			WITHOUT CREEP	0.005	0.011
180	34076-60470	PLUG	1				0.005	0.011

MAIN SHAFT [WITH IND-PTO]



TA040-034-10

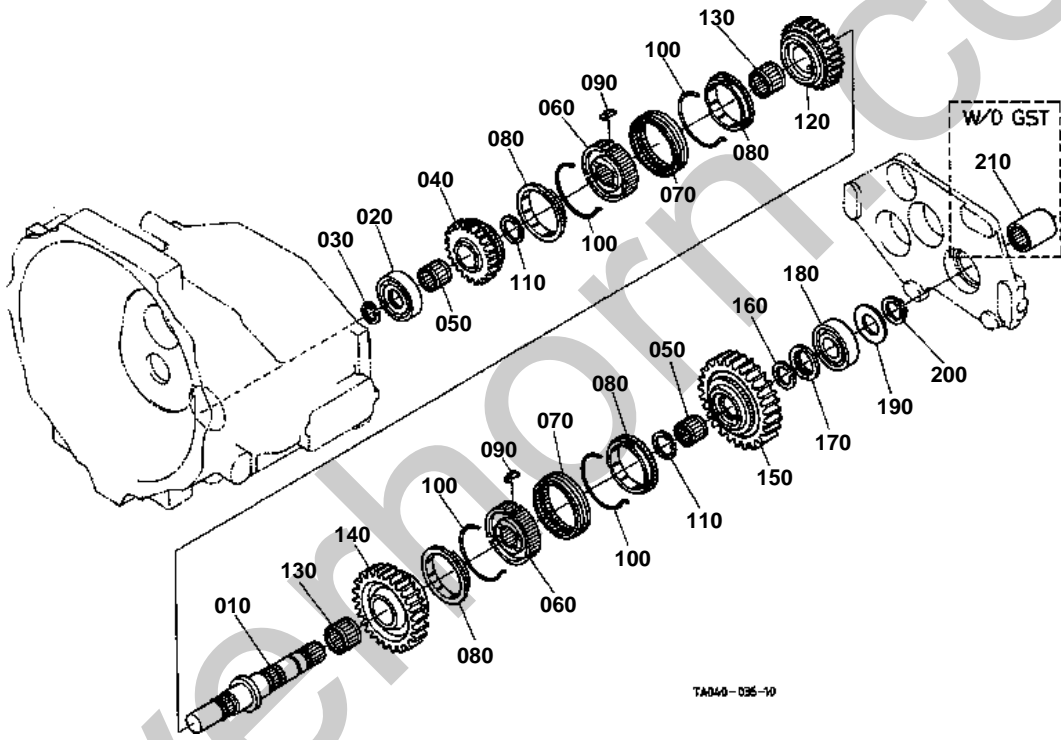


MAIN SHAFT [WITH IND-PTO]

↔ Interchangeable; ≠ not interchangeable; ← new for old; → old for new

REF.No	Part No.	Description	Q'ty	S.No.	I/C	REMARKS	Weight (kgf)	Weight (lb)
010	TA040-21300	GEAR-SHAFT	1			24T	0.75	1.65
020	08101-06207	BEARING BALL	1				0.282	0.6204
030	08101-06908	BEARING BALL	1				0.11	0.242
040	09500-35529	SEAL OIL	1				0.017	0.0374
050	04611-00620	CIR CLIP INTERNAL	1				0.011	0.0242
060	TA040-22100	GEAR-SHAFT MAIN	1			22-18-13-10T	1.77	3.894
070	37150-21550	CIRCLIP EXTERNAL	1				0.06	0.132
080	TA040-22110	GEAR	1			27T	0.425	0.935
090	37410-57190	BEARING BALL	2				0.14	0.308
100	35890-41290	BEARING BALL	1				0.233	0.5126
110	TA040-23100	GEAR-SHAFT I-PTO	1	<=10017		18T	0	0
110	TA040-23104	GEAR-SHAFT I-PTO	1	>=10018	←	18T	1.23	2.706
120	36730-24330	SEAL FIRST SHAFT	1				0.005	0.011
130	37150-21550	CIRCLIP EXTERNAL	1				0.06	0.132
140	34150-21560	WASHER	1				0.01	0.022
150	35890-41290	BEARING BALL	1				0.233	0.5126

COUNTERSHAFT



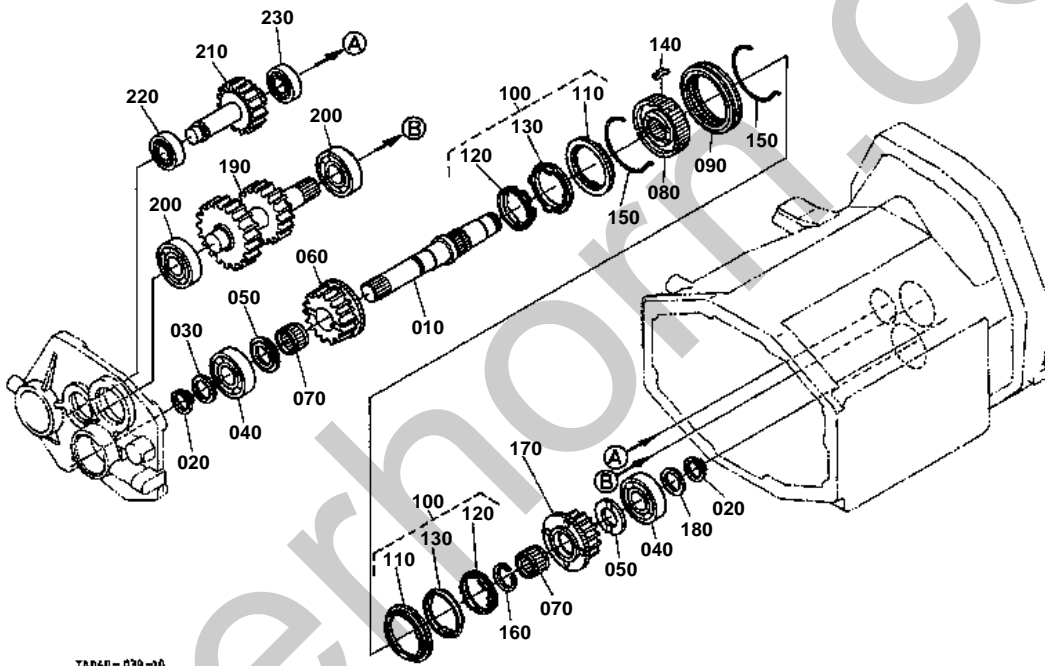


# COUNTERSHAFT

↔ Interchangeable; ≠ not interchangeable; ← new for old; → old for new

REF.No	Part No.	Description	Q'ty	S.No.	I/C	REMARKS	Weight (kgf)	Weight (lb)
010	TA040-22200	COUNTERSHAFT	1				1.055	2.321
020	34070-22260	BEARING BALL	1				0.235	0.517
030	04611-00250	CIR CLIP INTERNAL	1				0.001	0.0022
040	TA040-22210	GEAR	1			24T	0.84	1.848
050	T0073-62320	BEARING NEEDLE	2				0.025	0.055
060	TA040-22250	COUPLING	2				0.33	0.726
070	34076-62252	SHIFTER	2	<=10265			0	0
070	34076-62253	SHIFTER	2	>=10266	←		0.235	0.517
080	34076-62260	RING SYNCHRONIZER	4				0.05	0.11
090	32430-21440	KEY SYNCHRONIZER	6				0.004	0.0088
100	38360-21780	SPRING	4				0.005	0.011
110	37410-14540	CIR-CLIP	2				0.03	0.066
120	TA040-22220	GEAR	1			29T	0.84	1.848
130	08823-23727	BEARING NEEDLE	2				0.04	0.088
140	T0073-62230	GEAR	1			34T	1.13	2.486
150	T0073-62240	GEAR	1			37T	1.46	3.212
160	37150-21790	CIR-CLIP	1				0.001	0.0022
170	34070-22250	COLLAR THRUST	1				0.015	0.033
180	08101-06305	BEARING BALL	1				0.23	0.506
190	34150-21560	WASHER	1				0.01	0.022
200	37150-21550	CIRCLIP EXTERNAL	1				0.06	0.132
210	37150-21682	COUPLING	1			MANUAL T/M TYPE	0.24	0.528

SHUTTLE SHAFT [MANUAL T/M TYPE]

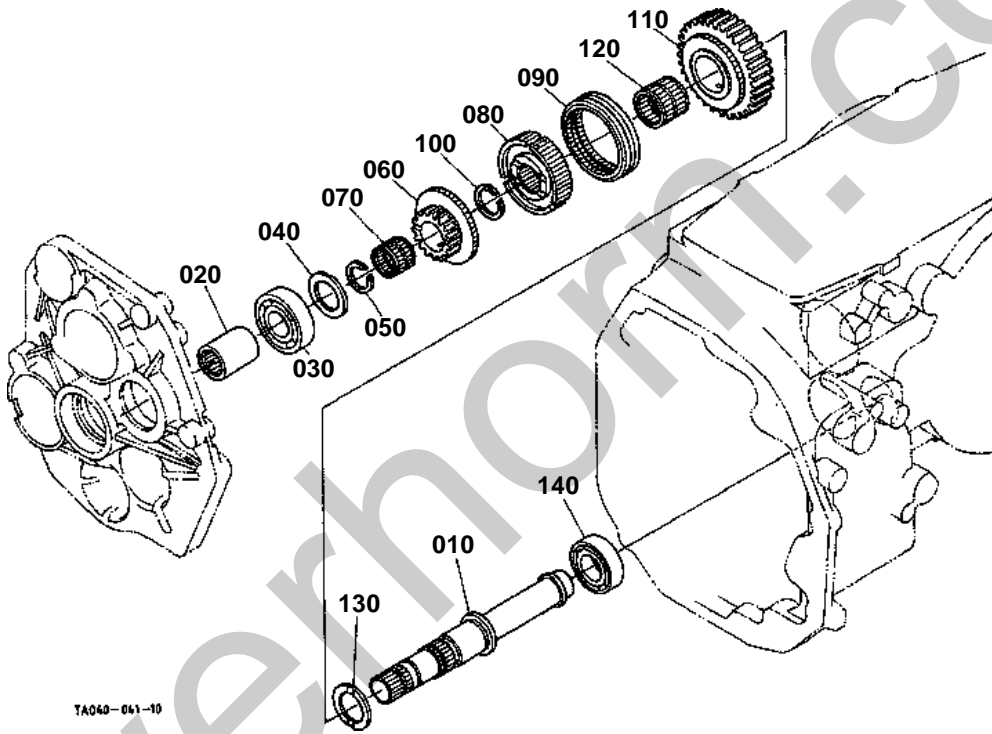


TAD40-039-10

**SHUTTLE SHAFT [MANUAL T/M TYPE]**

↔ Interchangeable; ≠ not interchangeable; ← new for old; → old for new

REF.No	Part No.	Description	Q'ty	S.No.	I/C	REMARKS	Weight (kgf)	Weight (lb)
010	TA040-22400	SHAFT SHUTTLE	1				0.955	2.101
020	37150-21550	CIRCLIP EXTERNAL	2				0.06	0.132
030	34150-21560	WASHER	1				0.01	0.022
040	35890-41290	BEARING BALL	2				0.233	0.5126
050	TA040-22430	COLLAR THRUST	2				0.022	0.0484
060	TA040-22410	GEAR	1			18T	0.58	1.276
070	34070-22430	BEARING NEEDLE	2				0.035	0.077
080	TA040-22450	COUPLING	1				0.3	0.66
090	TA040-22440	SHIFTER	1				0.225	0.495
100	TA040-22460	ASSY SYNCHRO	2				0.12	0.264
110	TA040-22470	RING SYNCHRONIZER	2				0	0
120	TA040-22480	RING SYNCHRONIZER	2				0	0
130	TA040-22490	RING CENTER	2				0	0
140	32430-21440	KEY SYNCHRONIZER	3				0.004	0.0088
150	38360-21780	SPRING	2				0.005	0.011
160	34076-62460	CIRCLIP EXTERNAL	1				0.005	0.011
170	TA040-22420	GEAR BACK	1			15T	0.4	0.88
180	34150-21560	WASHER	1				0.01	0.022
190	TA040-22500	GEAR-SHAFT SHUTTLE	1			22-20T	2.2	4.84
200	35890-41290	BEARING BALL	2				0.233	0.5126
210	TA040-22550	GEAR-SHAFT BACK	1			17T	0.885	1.947
220	08101-06204	BEARING BALL	1				0.102	0.2244
230	34070-22560	BEARING BALL	1				0.1	0.22



TA040-061-10

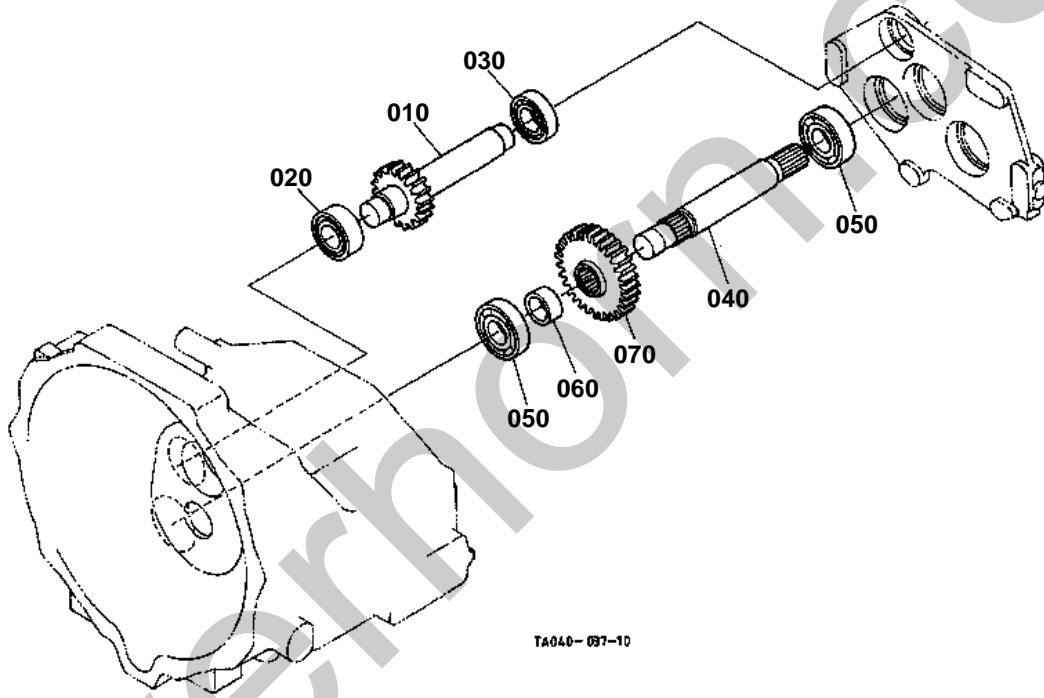


**RANGE GEAR SHAFT [MANUAL T/M TYPE]**

↔ Interchangeable; ≠ not interchangeable; ← new for old; → old for new

REF.No	Part No.	Description	Q'ty	S.No.	I/C	REMARKS	Weight (kgf)	Weight (lb)
010	TA040-22600	SHAFT	1				1.14	2.508
020	37150-21682	COUPLING	1				0.24	0.528
030	08101-06305	BEARING BALL	1				0.23	0.506
040	34076-62650	COLLAR THRUST	1				0.01	0.022
050	37150-21790	CIR-CLIP	1				0.001	0.0022
060	TA040-22610	GEAR	1			18T	0.33	0.726
070	TA040-22630	BEARING NEEDLE	1				0.02	0.044
080	TA040-22250	COUPLING	1				0.33	0.726
090	34076-62252	SHIFTER	1	≤10265			0	0
090	34076-62253	SHIFTER	1	≥10266	←		0.235	0.517
100	37410-14540	CIR-CLIP	1				0.03	0.066
110	TA040-22620	GEAR	1			33T	1.36	2.992
120	TA040-22640	BEARING NEEDLE	1				0.05	0.11
130	38450-23230	COLLAR	1				0.024	0.0528
140	08101-06205	BEARING BALL	1				0.14	0.308

PTO COUNTERSHAFT [WITH IND-PTO]



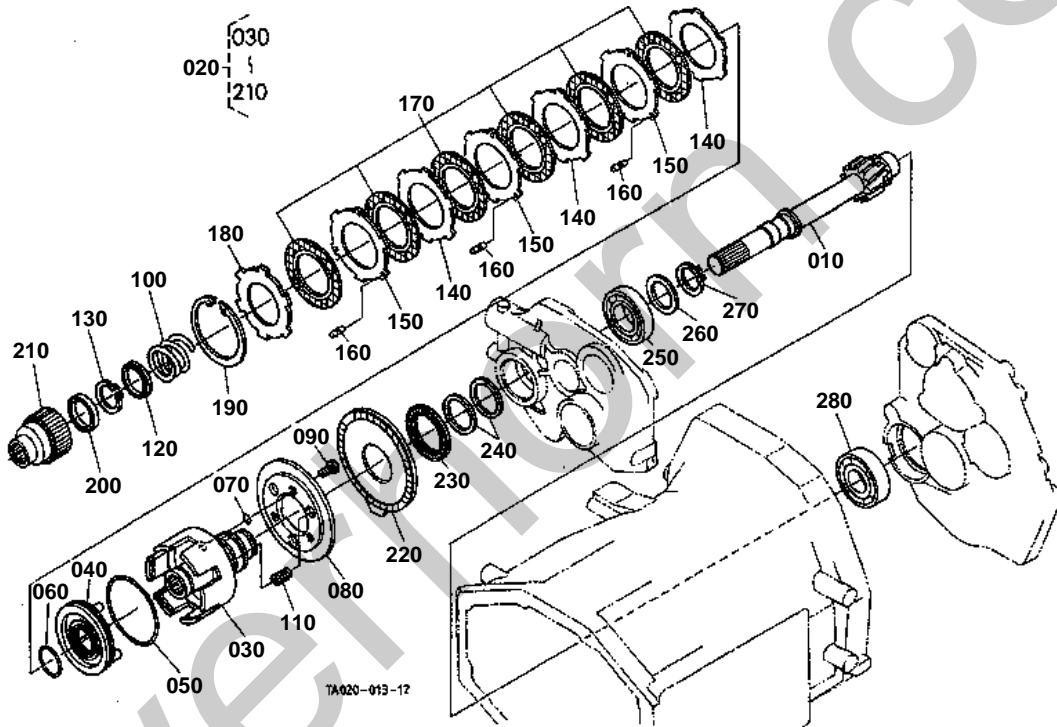


# PTO COUNTERSHAFT [WITH IND-PTO]

↔ Interchangeable; ≠ not interchangeable; ← new for old; → old for new

REF.No	Part No.	Description	Q'ty	S.No.	I/C	REMARKS	Weight (kgf)	Weight (lb)
010	TA040-23200	GEAR-SHAFT I-PTO	1			21T	1.585	3.487
020	33740-31180	BEARING ROLLER	1				0.22	0.484
030	08101-06205	BEARING BALL	1				0.14	0.308
040	TA040-23150	COUNTERSHAFT I-PTO	1				0.99	2.178
050	08101-06305	BEARING BALL	2				0.23	0.506
060	TA040-23230	COLLAR	1				0.055	0.121
070	TA040-23160	GEAR I-PTO	1			33T	0.915	2.013

PTO CLUTCH [WITH IND-PTO]

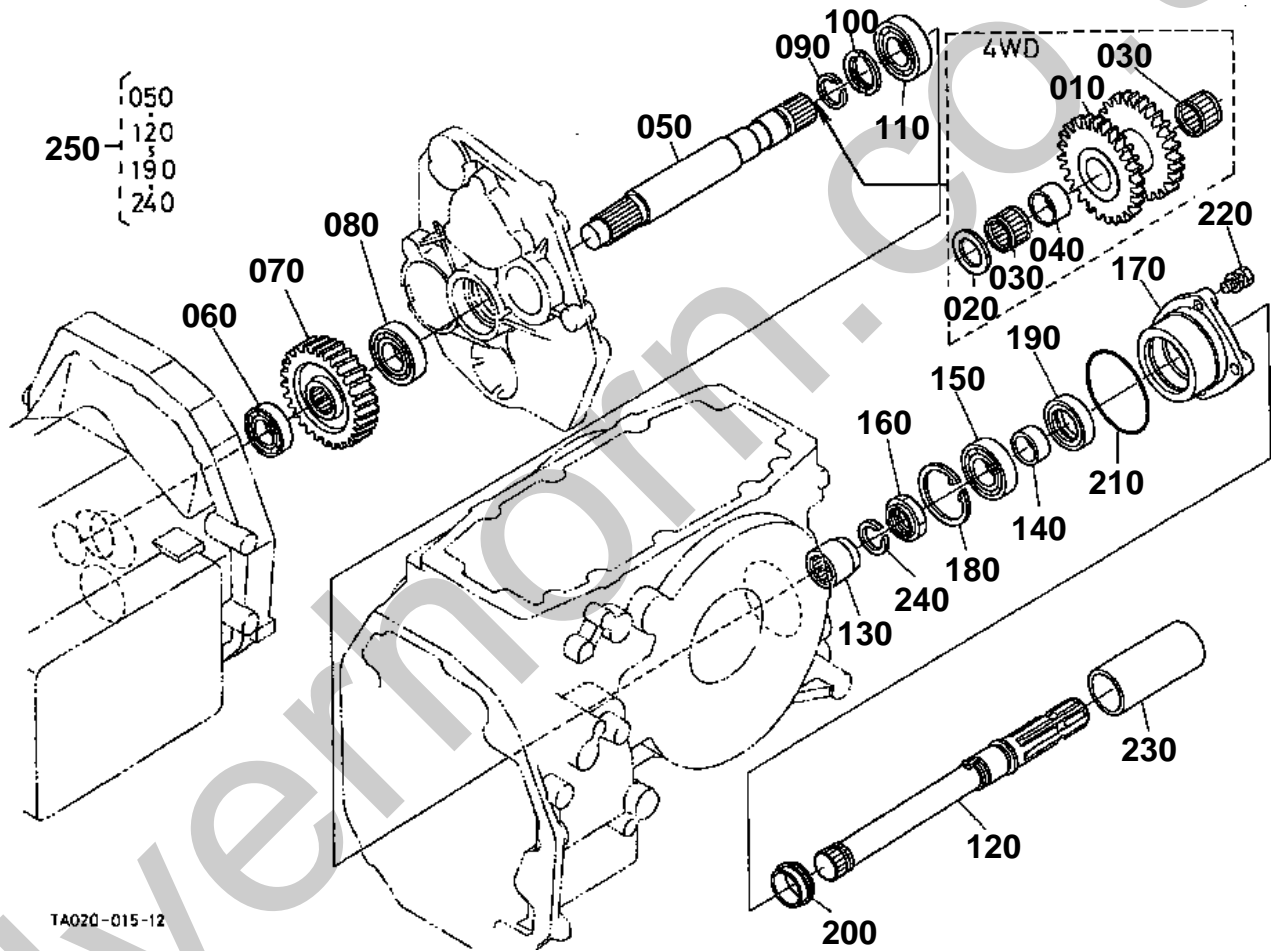




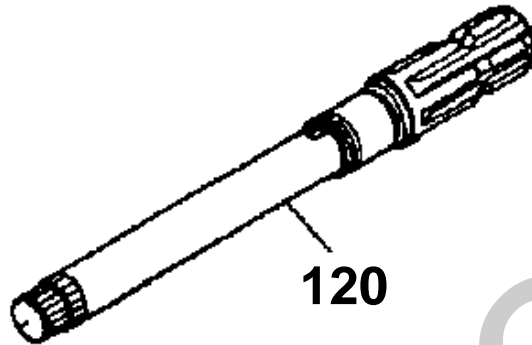
PTO CLUTCH [WITH IND-PTO]

↔ Interchangeable; ≠ not interchangeable; ← new for old; → old for new

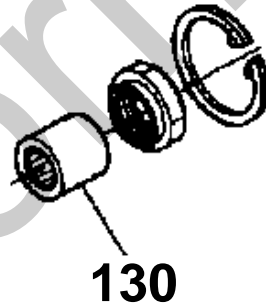
REF.No	Part No.	Description	Q'ty	S.No.	I/C	REMARKS	Weight (kgf)	Weight (lb)
010	TA020-23500	GEAR-SHAFT I-PTO	1			11T	1.45	3.19
020	TA040-69000	ASSY CLUTCH I-PTO	1				3.6	7.92
030	TA040-69010	CASE CLUTCH	1	≤10202			0	0
030	TA040-69012	CASE CLUTCH	1	≥10203	←		1.555	3.421
040	TA040-69020	PISTON	1				0.395	0.869
050	31501-72330	D RING OUTER	1				0.005	0.011
060	31501-72470	D RING INNER	1				0.001	0.0022
070	04811-00100	O RING	3				0.001	0.0022
080	TA040-69030	PLATE BRAKE	1				0.5	1.1
090	TA040-69040	BOLT	3				0.004	0.0088
100	TA040-69050	SPRING RETURN	1				0.075	0.165
110	TA040-69060	SPRING RETURN	3				0.008	0.0176
120	31501-72370	WASHER	1				0.018	0.0396
130	04612-00350	CIRCLIP EXTERNAL	1				0.01	0.022
140	TA040-69070	PLATE	3				0.036	0.0792
150	TA040-69080	PLATE	4	≤10202			0.036	0.0792
150	TA040-69080	PLATE	3	≥10203			0.036	0.0792
160	TA040-69090	RUBBER	12	≤10202			0.001	0.0022
160	TA040-69090	RUBBER	9	≥10203			0.001	0.0022
170	34070-15250	DISK CLUTCH	7	≤10202			0.04	0.088
170	34070-15250	DISK CLUTCH	6	≥10203			0.04	0.088
180	TA040-69100	PLATE BACK	1				0.127	0.2794
190	04611-00920	CIR CLIP INTERNAL	1				0.04	0.088
200	08101-06807	BEARING BALL	1				0.03	0.066
210	TA040-69110	HUB CLUTCH	1	≤10202			0	0
210	TA040-69113	HUB CLUTCH	1	≥10203	←		0.365	0.803
220	TA040-69150	DISK BRAKE	1				0.41	0.902
230	TA040-69160	BEARING NEEDLE	1				0.029	0.0638
240	31501-72400	SEALING	2				0	0
250	08101-06207	BEARING BALL	1				0.282	0.6204
260	69331-24330	COLLAR DISTANCE	1				0.012	0.0264
270	36740-41150	CIRCLIP EXTERNAL	1				0.01	0.022
280	36540-41130	BEARING BALL	1				0.34	0.748



120 TA020-2370-0



130 34070-2267-0



TA020-806-10



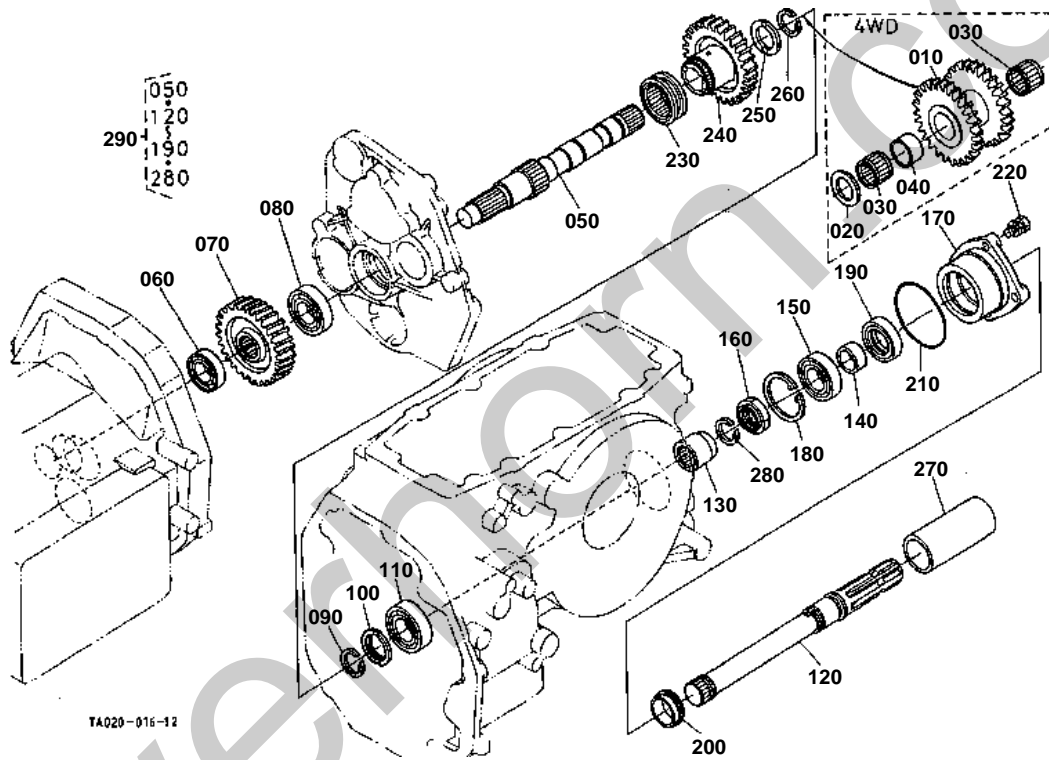
## PTO SHAFT [W/O MID-PTO]

↔ Interchangeable; ≠ not interchangeable; ← new for old; → old for new

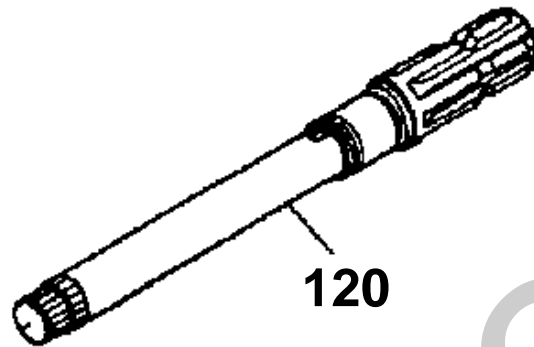
REF.No	Part No.	Description	Q'ty	S.No.	I/C	REMARKS	Weight (kgf)	Weight (lb)
050	TA020-23680	SHAFT PTO DRIVE	1	<=10217			1.8	3.96
050	TA040-23680	SHAFT PTO DRIVE	1	>=10218	≠		1.83	4.026
060	37410-57190	BEARING BALL	1				0.14	0.308
070	TA020-23610	GEAR PTO	1			30T	1.5	3.3
080	76550-34140	BEARING BALL	1				0.21	0.462
090	34550-62430	CIRCLIP EXTERNAL	1				0.005	0.011
100	34550-23360	COLLAR THRUST	1				0.025	0.055
110	37410-57330	BEARING BALL	1				0.2	0.44
120	TA020-23700	SHAFT PTO	1	<=10217			1.77	3.894
120	TA020-23702	SHAFT PTO	1	>=10218	≠		1.85	4.07
130	34070-22670	COUPLING	1	<=10217			0.165	0.363
130	TA040-23660	COUPLING PTO	1	>=10218	≠		0.165	0.363
140	37300-25350	COLLAR OIL SEAL	1	<=10217			0.032	0.0704
140	35340-25350	COLLAR OIL SEAL	1	>=10218	≠		0.03	0.066
150	08101-06206	BEARING BALL	1	<=10217			0.196	0.4312
150	38430-25330	BEARING BALL	1	>=10218	≠		0.23	0.506
160	34150-25320	NUT	1	<=10217			0.03	0.066
160	35340-25320	NUT	1	>=10218	≠		0.05	0.11
170	37150-25410	CASE	1	<=10217			1.02	2.244
170	TA020-23720	CASE BEARING	1	>=10218	≠		0	0
170	TA020-23722	CASE BEARING	1	>=10362	←		1	2.2
180	04611-00620	CIR CLIP INTERNAL	1	<=10217			0.011	0.0242
180	04611-00650	CIR CLIP INTERNAL	1	>=10218	≠		0.011	0.0242
190	37150-25360	SEAL OIL	1	<=10217			0.025	0.055
190	35340-25360	SEAL OIL	1	>=10218	≠		0.024	0.0528
200	38240-25370	SLINGER	1				0.004	0.0088
210	04811-50800	O RING	1				0.003	0.0066
220	01123-50822	BOLT	4				0.012	0.0264
230	31220-25820	CAP	1				0.055	0.121
240	38430-25540	CIRCLIP EXTERNAL	1	>=10218			0.004	0.0088
250	TA020-99270	ASSY SHAFT S-PTO	1			SERVICE PARTS	0	0



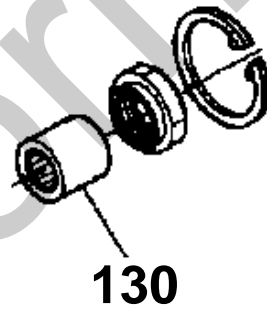
PTO SHAFT [WITH MID-PTO]



120 TA020-2370-0



130 34070-2267-0



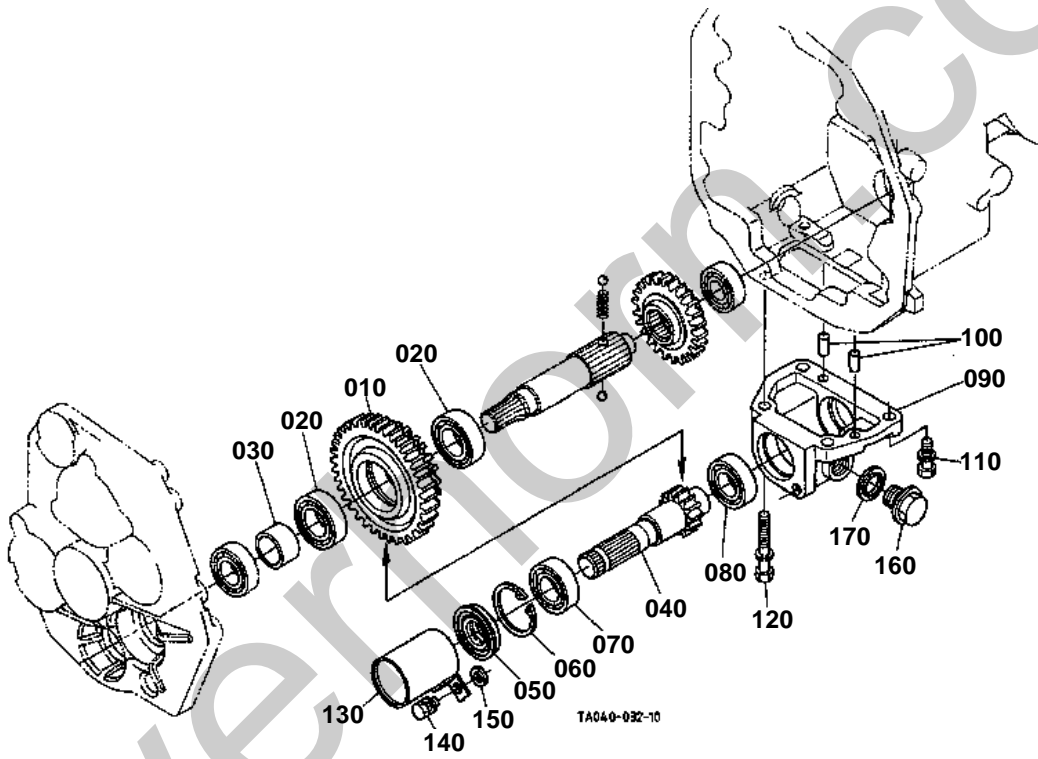
TA020-806-10



## PTO SHAFT [WITH MID-PTO]

↔ Interchangeable; ≠ not interchangeable; ← new for old; → old for new

REF.No	Part No.	Description	Q'ty	S.No.	I/C	REMARKS	Weight (kgf)	Weight (lb)
050	TA020-23600	SHAFT PTO DRIVE	1	≤10217			1.86	4.092
050	TA030-23600	SHAFT PTO DRIVE	1	≥10218	≠		1.895	4.169
060	37410-57190	BEARING BALL	1				0.14	0.308
070	TA020-23610	GEAR PTO	1			30T	1.5	3.3
080	76550-34140	BEARING BALL	1				0.21	0.462
090	34550-62430	CIRCLIP EXTERNAL	1				0.005	0.011
100	34550-23360	COLLAR THRUST	1				0.025	0.055
110	37410-57330	BEARING BALL	1				0.2	0.44
120	TA020-23700	SHAFT PTO	1	≤10217			1.77	3.894
120	TA020-23702	SHAFT PTO	1	≥10218	≠		1.85	4.07
130	34070-22670	COUPLING	1	≤10217			0.165	0.363
130	TA040-23660	COUPLING PTO	1	≥10218	≠		0.165	0.363
140	37300-25350	COLLAR OIL SEAL	1	≤10217			0.032	0.0704
140	35340-25350	COLLAR OIL SEAL	1	≥10218	≠		0.03	0.066
150	08101-06206	BEARING BALL	1	≤10217			0.196	0.4312
150	38430-25330	BEARING BALL	1	≥10218	≠		0.23	0.506
160	34150-25320	NUT	1	≤10217			0.03	0.066
160	35340-25320	NUT	1	≥10218	≠		0.05	0.11
170	37150-25410	CASE	1	≤10217			1.02	2.244
170	TA020-23720	CASE BEARING	1	≥10218	≠		0	0
170	TA020-23722	CASE BEARING	1	≥10362	←		1	2.2
180	04611-00620	CIR CLIP INTERNAL	1	≤10217			0.011	0.0242
180	04611-00650	CIR CLIP INTERNAL	1	≥10218	≠		0.011	0.0242
190	37150-25360	SEAL OIL	1	≤10217			0.025	0.055
190	35340-25360	SEAL OIL	1	≥10218	≠		0.024	0.0528
200	38240-25370	SLINGER	1				0.004	0.0088
210	04811-50800	O RING	1				0.003	0.0066
220	01123-50822	BOLT	4				0.012	0.0264
230	TA030-23620	SHIFTER	1				0.23	0.506
240	TA030-25050	GEAR M-PTO	1			28T	1.195	2.629
250	38430-25232	COLLAR THRUST	1				0.02	0.044
260	38430-25540	CIRCLIP EXTERNAL	1				0.004	0.0088
270	31220-25820	CAP	1				0.055	0.121
280	38430-25540	CIRCLIP EXTERNAL	1	≥10218			0.004	0.0088
290	TA020-99280	ASSY SHAFT M-PTO	1				0	0

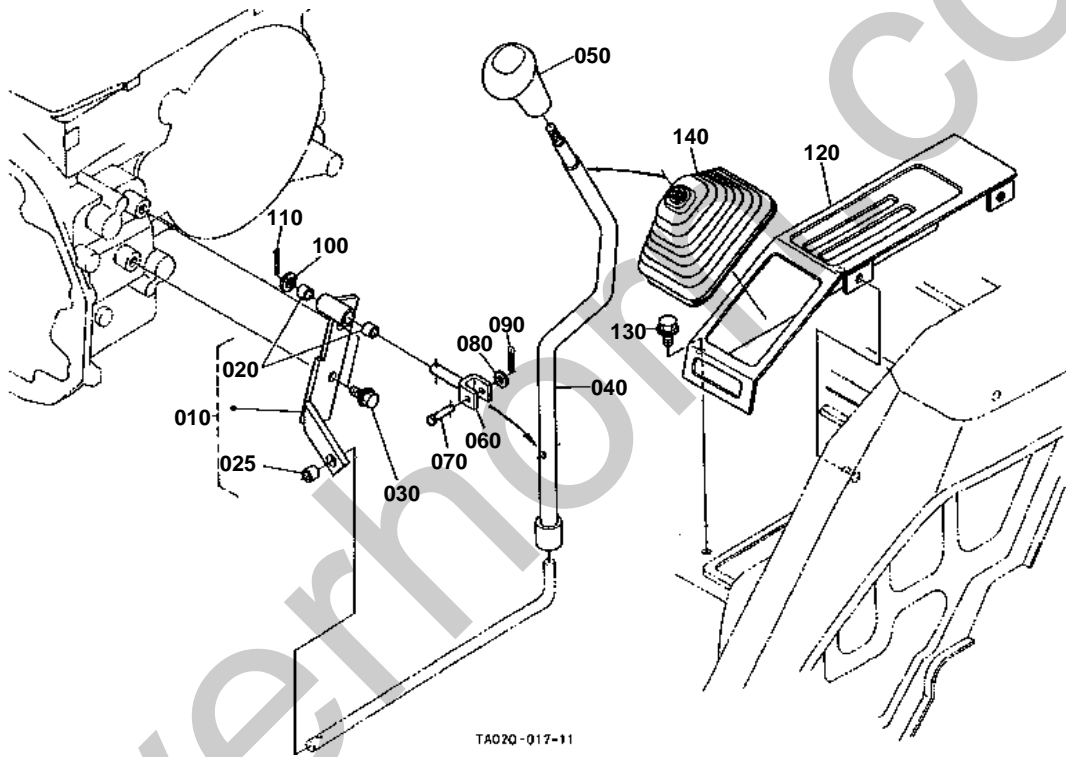


**MID PTO [WITH MID-PTO]**

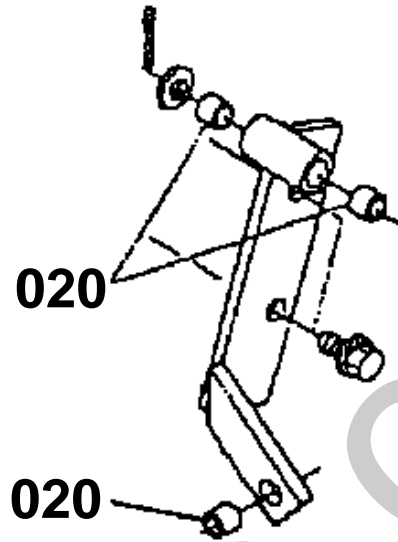
↔ Interchangeable; ≠ not interchangeable; ← new for old; → old for new

REF.No	Part No.	Description	Q'ty	S.No.	I/C	REMARKS	Weight (kgf)	Weight (lb)
010	TA030-25100	GEAR M-PTO	1			24-42T	1.79	3.938
020	32430-25560	BEARING BALL	2				0.18	0.396
030	TA030-25120	COLLAR	1				0.052	0.1144
040	TA030-25200	GEAR-SHAFT M-PTO	1			13T	0.79	1.738
050	32430-25540	SEAL OIL MID PTO	1				0.04	0.088
060	04611-00520	CIR CLIP INTERNAL	1				0.009	0.0198
070	08101-06205	BEARING BALL	1				0.14	0.308
080	37410-57190	BEARING BALL	1				0.14	0.308
090	TA030-25250	CASE	1				0	0
100	05012-00818	PIN STRAIGHT	2				0.008	0.0176
110	01133-51030	BOLT	3				0.025	0.055
120	01133-51065	BOLT	1				0.03	0.066
130	TA030-25270	CAP	1				0.16	0.352
140	01123-60814	BOLT	1				0.008	0.0176
150	12581-57240	COLLAR	1				0.004	0.0088
160	15512-96010	PLUG DRAIN	1				0.101	0.2222
170	04717-02150	WASHER WITH RUBBER	1				0.004	0.0088

MAIN GEAR SHIFT LEVER [MANUAL T/M TYPE]



020 08511-01210



Silverhorn.CO.UK

TA040-907-10

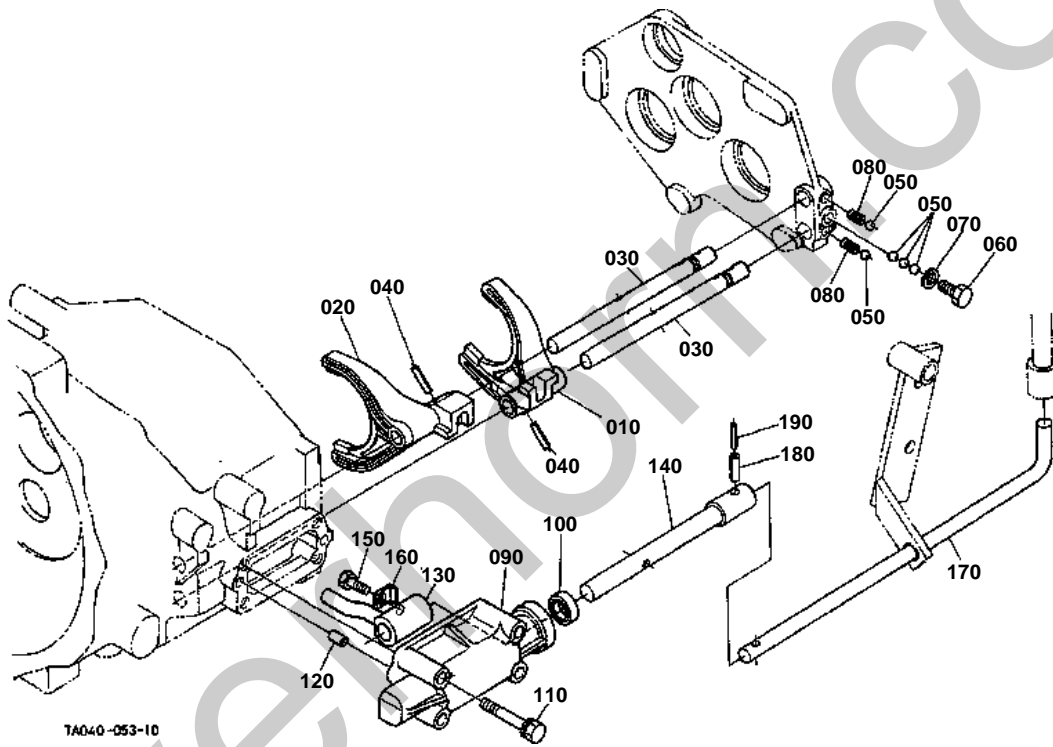
**MAIN GEAR SHIFT LEVER [MANUAL T/M TYPE]**

↔ Interchangeable; ≠ not interchangeable; ← new for old; → old for new

REF.No	Part No.	Description	Q'ty	S.No.	I/C	REMARKS	Weight (kgf)	Weight (lb)
010	T0070-24250	ASSY BRACKET	1	≤10591			0	0
010	T0070-24254	ASSY BRACKET	1	≥10592	←		0.1	0.22
020	08511-01210	BUSH	3	≤10591			0.005	0.011
020	08511-01210	BUSH	2	≥10592			0.005	0.011
025	08511-01310	BUSH	1	≥10592			0.004	0.0088
030	01774-61020	BOLT FLANGE	2				0.022	0.0484
040	TA040-24210	LEVER MAIN SHIFT	1	≤11545			0	0
040	TA040-24213	LEVER MAIN SHIFT	1	≥11546	←		1.21	2.662
050	TA040-49820	GRIP LEVER	1				0.116	0.2552
060	T0070-24230	U JOINT	1				0.107	0.2354
070	05122-50635	PIN JOINT	1				0.01	0.022
080	04012-50060	WASHER PLAIN	1				0.001	0.0022
090	05511-51612	PIN SPLIT	1				0.001	0.0022
100	04011-50120	WASHER PLAIN	1				0.005	0.011
110	05511-50420	PIN SPLIT	1				0.002	0.0044
120	34070-47100	GUIDE SHIFT	1				0	0
130	01754-50812	BOLT FLANGE	4				0.01	0.022
140	T0070-47150	BOOT	1				0.175	0.385



MAIN GEAR SHIFT FORK [MANUAL T/M TYPE]

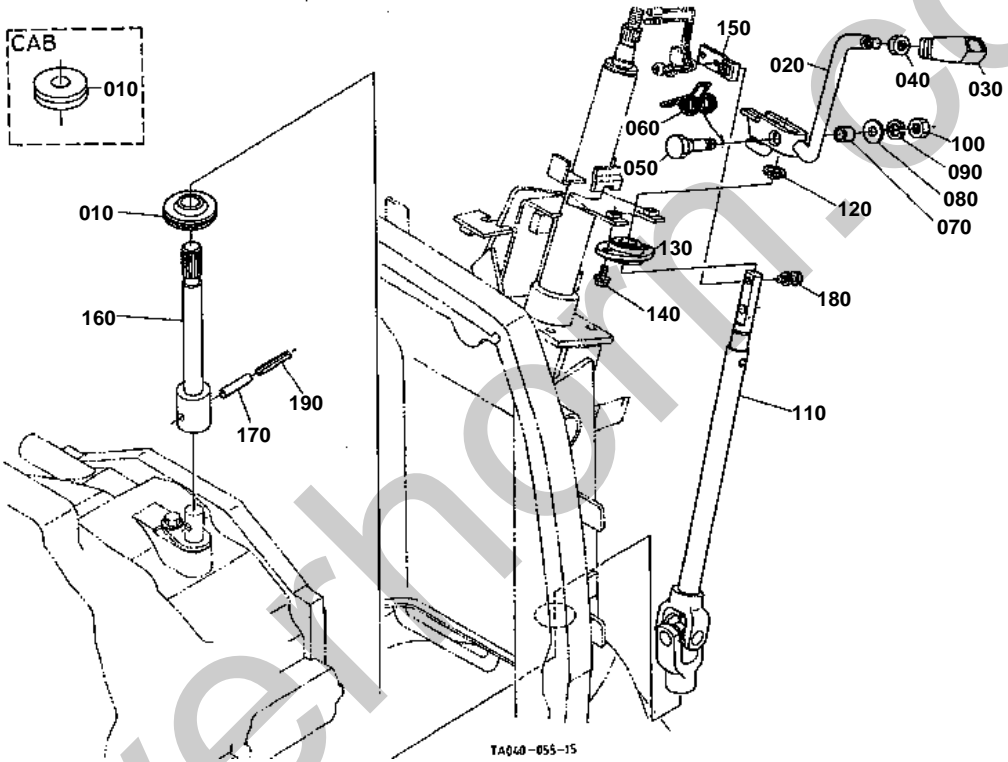


**MAIN GEAR SHIFT FORK [MANUAL T/M TYPE]**

↔ Interchangeable; ≠ not interchangeable; ← new for old; → old for new

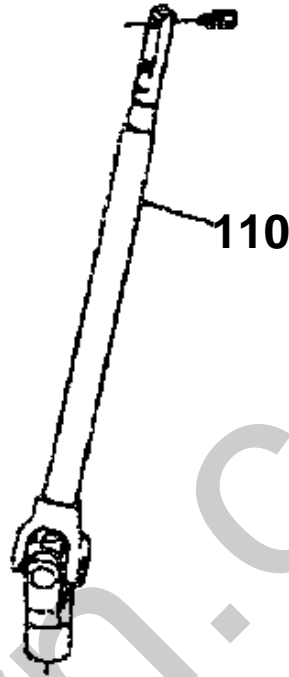
REF.No	Part No.	Description	Q'ty	S.No.	I/C	REMARKS	Weight (kgf)	Weight (lb)
010	T0073-64100	FORK MAIN SHIFT	1				0	0
020	T0073-64110	FORK SHIFT	1				0.23	0.506
030	TA040-24120	ROD FORK	2				0.245	0.539
040	05411-00625	PIN SPRING	2				0.004	0.0088
050	07715-01605	BALL	5				0.003	0.0066
060	34070-24190	BOLT	1				0.015	0.033
070	04512-50100	WASHER SPRING	1				0.003	0.0066
080	32530-23730	SPRING	2				0.001	0.0022
090	34070-24142	BASE MAIN SHIFT	1				0.395	0.869
100	09500-16287	SEAL OIL	1				0.01	0.022
110	01123-50860	BOLT	4				0.026	0.0572
120	05012-00818	PIN STRAIGHT	2				0.008	0.0176
130	34070-24154	ARM MAIN SHIFT	1				0.16	0.352
140	T0070-24160	ROD MAIN SHIFT	1				0.35	0.77
150	34070-24332	BOLT SET	1				0.01	0.022
160	32420-67970	WASHER	1				0.002	0.0044
170	TA040-24170	ROD MAIN SHIFT	1				0.395	0.869
180	05411-00525	PIN SPRING	1				0.002	0.0044
190	05411-00325	PIN SPRING	1				0.001	0.0022

SHUTTLE SHIFT LEVER

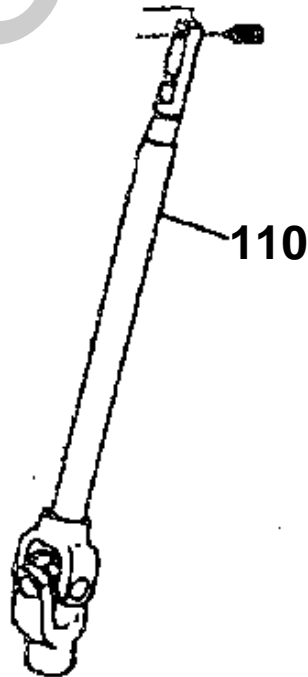


SHUTTLE SHIFT LEVER

110 TA040-4354-2



110 TA040-4354-3



TA020-808-10

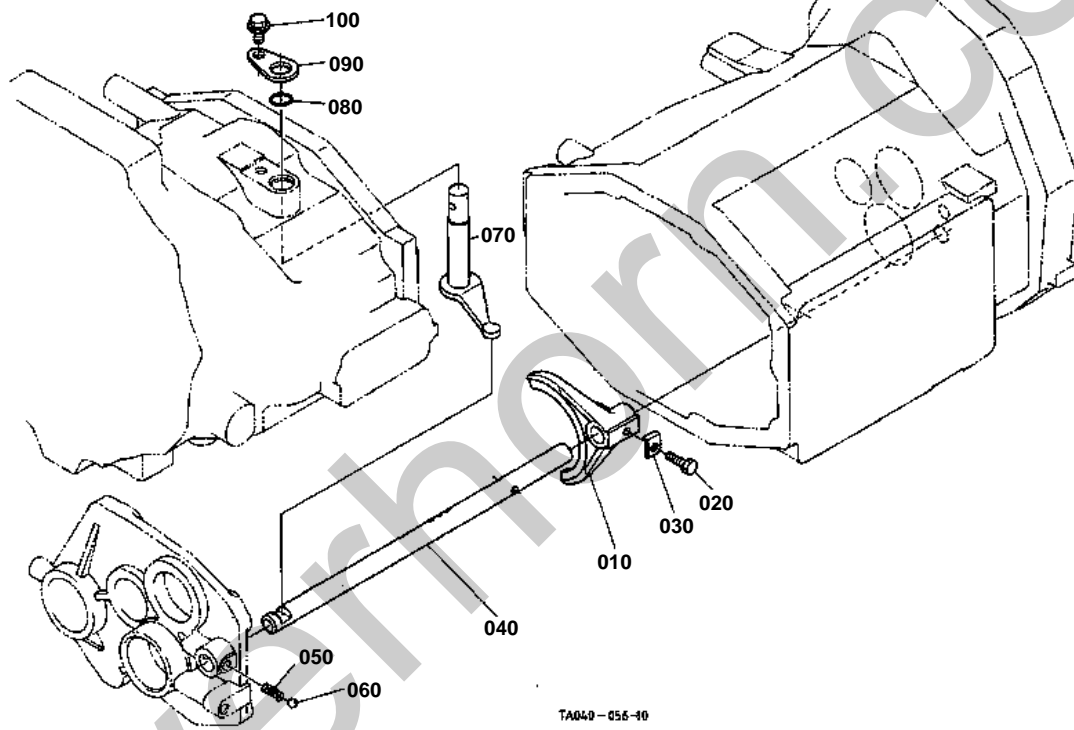


# SHUTTLE SHIFT LEVER

↔ Interchangeable; ≠ not interchangeable; ← new for old; → old for new

REF.No	Part No.	Description	Q'ty	S.No.	I/C	REMARKS	Weight (kgf)	Weight (lb)
010	34070-43320	GROMMET	1				0.01	0.022
020	TA040-43513	LEVER SHUTTLE	1				0.34	0.748
030	TA040-17472	GRIP LEVER	1				0.027	0.0594
040	02116-50100	NUT	1				0.004	0.0088
050	TA040-43970	BOLT REAMER	1				0.042	0.0924
060	TA040-43940	SPRING	1	≤10857			0	0
060	T0180-43940	SPRING	1	≥10858	←		0	0
060	T0180-43942	SPRING	1	≥11018	←		0.012	0.0264
070	TA040-43920	COLLAR SHUTTLE	1				0.005	0.011
080	04013-50080	WASHER PLAIN	1				0.003	0.0066
090	04512-60080	WASHER SPRING	1				0.002	0.0044
100	02114-50080	NUT	1				0.005	0.011
110	TA040-43542	JOINT UNIVERSAL	1	≤10265			0	0
110	TA040-43543	JOINT UNIVERSAL	1	≥10266	←		0	0
110	TA040-43544	JOINT UNIVERSAL	1	≥10906	←		0.915	2.013
120	04612-00150	CIRCLIP EXTERNAL	1				0.001	0.0022
130	TA040-43870	BEARING FLANGE	1				0.02	0.044
140	01754-50616	BOLT FLANGE	2				0.006	0.0132
150	TA040-43982	STAY SWITCH	1				0.02	0.044
160	TA040-43532	SHAFT SHUTTLE SHIFT	1	≤10049			0	0
160	TA040-43533	SHAFT SHUTTLE SHIFT	1	≥10050	←		0	0
160	TA040-43534	SHAFT SHUTTLE SHIFT	1	≥10890	←		0.385	0.847
170	05411-00635	PIN SPRING	1	≤11337			0.005	0.011
170	05411-00630	PIN SPRING	1	≥11338	≠		0.004	0.0088
180	01023-50620	BOLT	1				0.006	0.0132
190	30442-15310	PIN SPRING	1	≤11337			0.005	0.011
190	T0270-15310	PIN SPRING	1	≥11338	≠		0.002	0.0044

SHUTTLE SHIFT FORK [MANUAL T/M TYPE]

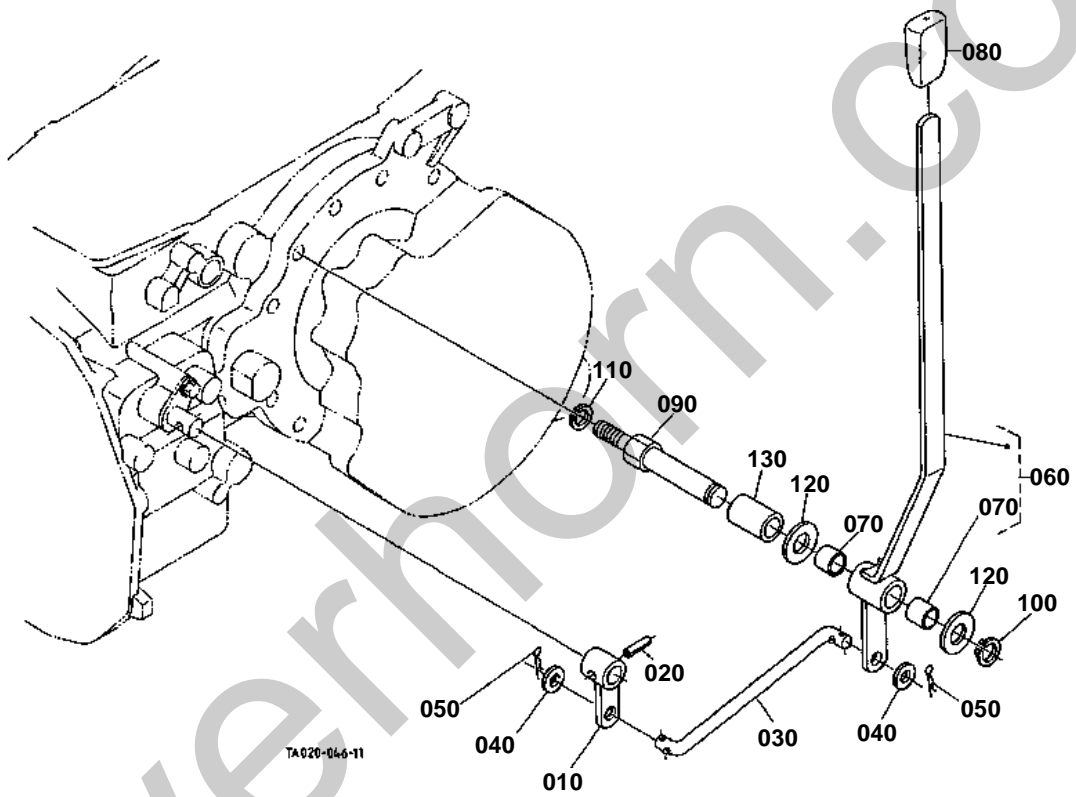




# SHUTTLE SHIFT FORK [MANUAL T/M TYPE]

↔ Interchangeable; ≠ not interchangeable; ← new for old; → old for new

REF.No	Part No.	Description	Q'ty	S.No.	I/C	REMARKS	Weight (kgf)	Weight (lb)
010	TA040-24300	FORK SHUTTLE SHIFT	1				0.375	0.825
020	34076-64340	BOLT REAMER	1				0.015	0.033
030	32420-67970	WASHER	1				0.002	0.0044
040	TA040-24310	ROD FORK	1				0.735	1.617
050	62231-18530	SPRING	1				0.01	0.022
060	07715-01605	BALL	1				0.003	0.0066
070	T0070-24320	ARM SHUTTLE SHIFT	1				0.325	0.715
080	04811-00200	O RING	1				0.001	0.0022
090	34070-24350	STOPPER	1				0.02	0.044
100	01754-50812	BOLT FLANGE	1				0.01	0.022

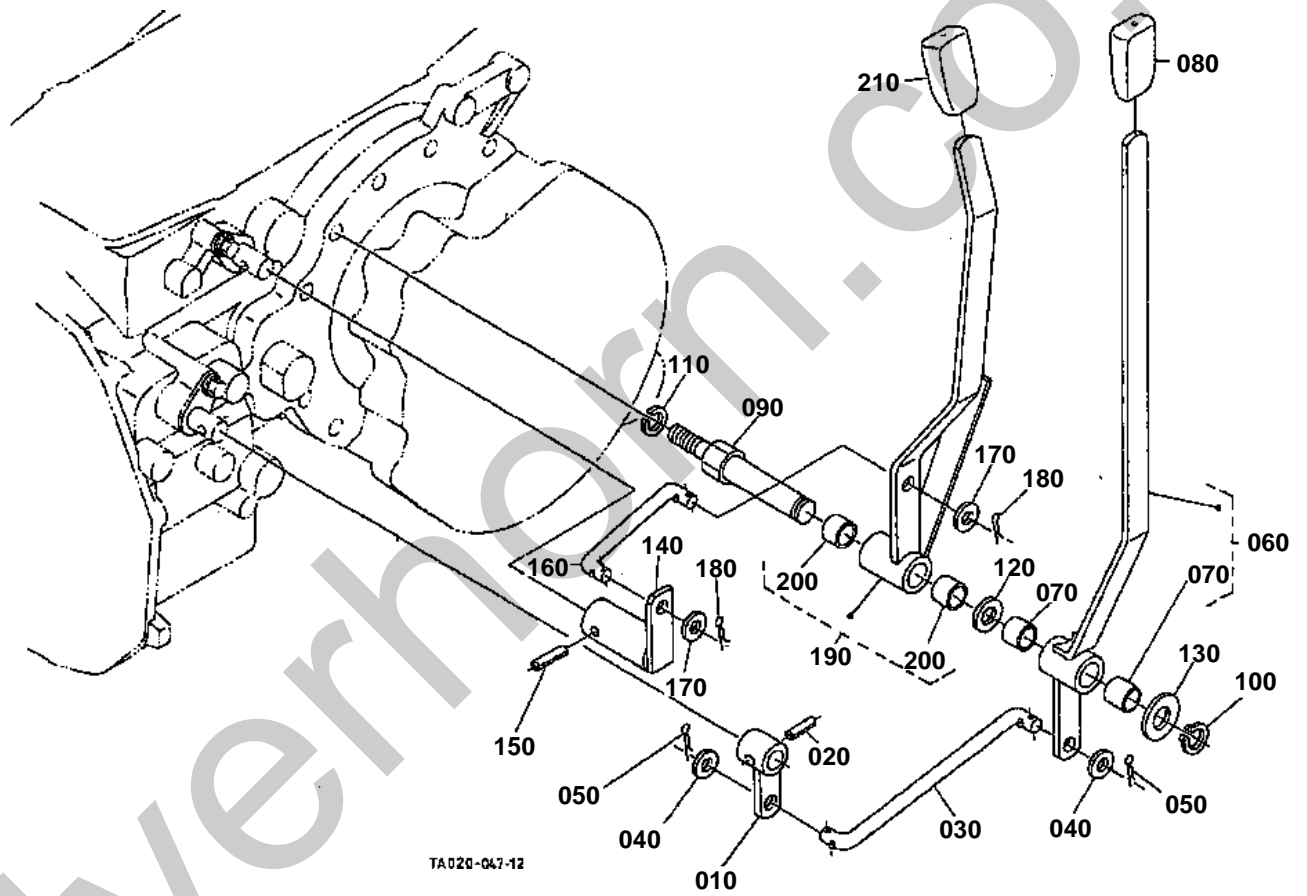




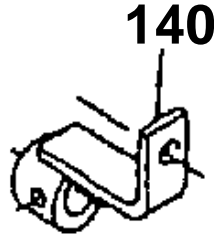
**RANGE GEAR SHIFT LEVER [MANUAL T/M TYPE] [W/O CREEP]**

↔ Interchangeable; ≠ not interchangeable; ← new for old; → old for new

REF.No	Part No.	Description	Q'ty	S.No.	I/C	REMARKS	Weight (kgf)	Weight (lb)
010	34070-24460	LAVAR RANGE SHIFT	1	<=11337			0.09	0.198
010	34070-24462	LAVAR RANGE SHIFT	1	>=11338	≠		0.09	0.198
020	05411-00628	PIN SPRING	1				0.004	0.0088
030	TA040-24470	ROD	1				0.135	0.297
040	04011-50100	WASHER PLAIN	2				0.002	0.0044
050	05511-50318	PIN SPLIT	2				0.001	0.0022
050	05515-51000	PIN SNAP	2		↔		0	0
060	TA040-24430	LAVAR RANGE SHIFT	1				0.71	1.562
070	08511-01810	BUSH	2				0.005	0.011
080	TA040-24490	GRIP LEVER	1				0.033	0.0726
090	TA040-24480	SHAFT FULCRUM	1	<=10217			0.255	0.561
090	TA040-24482	SHAFT FULCRUM	1	>=10218	≠		0.255	0.561
100	04612-00180	CIRCLIP EXTERNAL	1				0.001	0.0022
110	04512-50120	WASHER SPRING	1				0.003	0.0066
120	04011-50180	WASHER PLAIN	2				0.012	0.0264
130	TA040-24580	COLLAR	1				0.062	0.1364



140 TA040-2456-2



Silverhorn.CO.UK

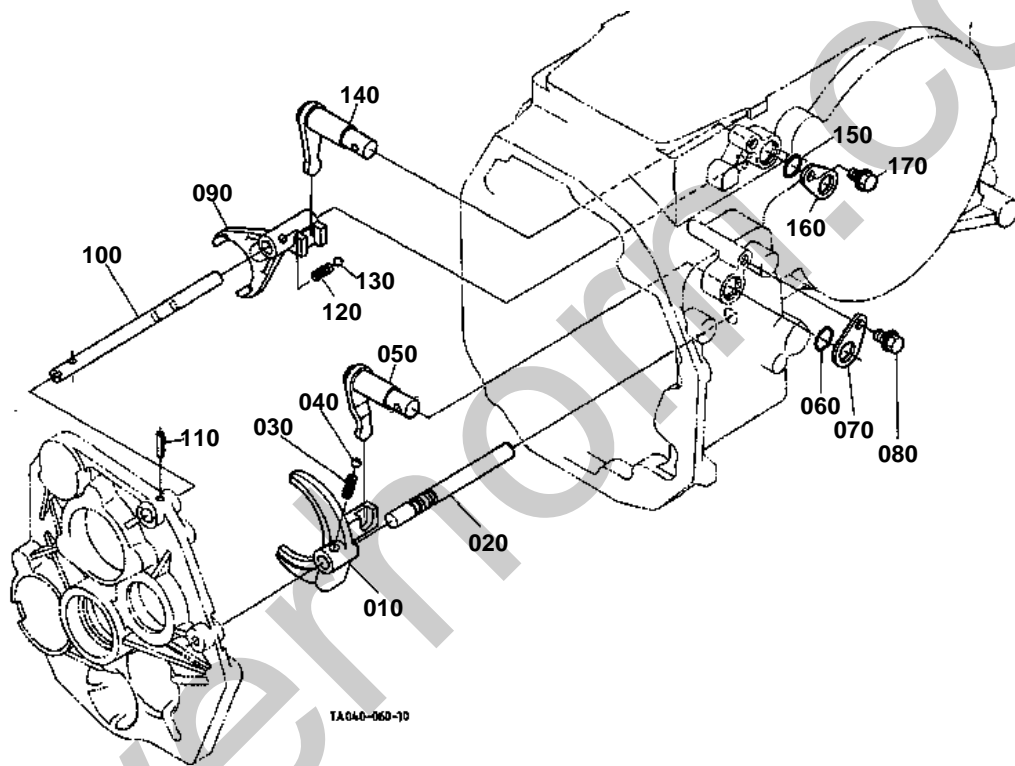
TA040-897-10



**RANGE GEAR SHIFT LEVER/CREEP GEAR SHIFT LEVER [MANUAL T/M TYPE]  
[WITH CREEP]**

↔ Interchangeable; ≠ not interchangeable; ← new for old; → old for new

REF.No	Part No.	Description	Q'ty	S.No.	I/C	REMARKS	Weight (kgf)	Weight (lb)
010	34070-24460	LAVAR RANGE SHIFT	1	<=11337			0.09	0.198
010	34070-24462	LAVAR RANGE SHIFT	1	>=11338	≠		0.09	0.198
020	05411-00628	PIN SPRING	1				0.004	0.0088
030	TA040-24470	ROD	1				0.135	0.297
040	04011-50100	WASHER PLAIN	2				0.002	0.0044
050	05511-50318	PIN SPLIT	2				0.001	0.0022
050	05515-51000	PIN SNAP	2		↔		0	0
060	TA040-24430	LAVAR RANGE SHIFT	1				0.71	1.562
070	08511-01810	BUSH	2				0.005	0.011
080	TA040-24490	GRIP LEVER	1				0.033	0.0726
090	TA040-24480	SHAFT FULCRUM	1	<=10217			0.255	0.561
090	TA040-24482	SHAFT FULCRUM	1	>=10218	≠		0.255	0.561
100	04612-00180	CIRCLIP EXTERNAL	1				0.001	0.0022
110	04512-50120	WASHER SPRING	1				0.003	0.0066
120	31351-16590	SHIM	1			1.20mm	0.005	0.011
130	04011-50180	WASHER PLAIN	1				0.012	0.0264
140	TA040-24560	LEVER CREEP	1	<=10217			0.145	0.319
140	TA040-24562	LEVER CREEP	1	>=10218	≠		0	0
140	TA040-24563	LEVER CREEP	1	>=10500	≠		0	0
140	TA040-24564	LEVER CREEP	1	>=10906	←		0.32	0.704
150	05411-00628	PIN SPRING	1				0.004	0.0088
160	34070-24580	ROD CREEP	1				0.085	0.187
170	04011-50100	WASHER PLAIN	2				0.002	0.0044
180	05511-50318	PIN SPLIT	2				0.001	0.0022
180	05515-51000	PIN SNAP	2		↔		0	0
190	34070-24554	ASSY LEVER CREEP	1				0.73	1.606
200	08511-01810	BUSH	2				0.005	0.011
210	TA040-24490	GRIP LEVER	1				0.033	0.0726

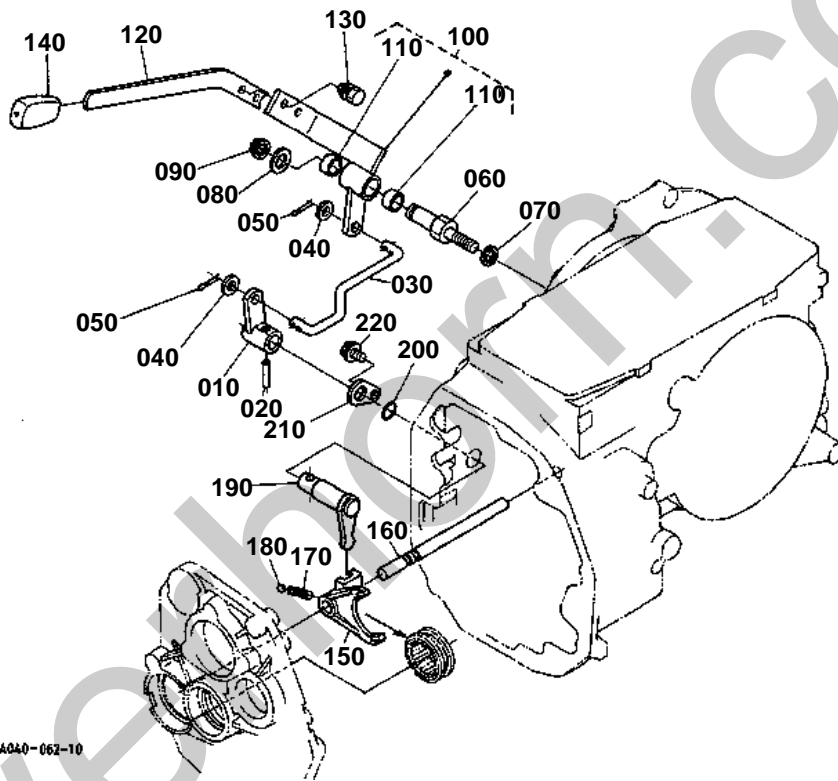


**RANGE GEAR SHIFT FORK AND CREEP GEAR SHIFT FORK [MANUAL T/M TYPE]**

↔ Interchangeable; ≠ not interchangeable; ← new for old; → old for new

REF.No	Part No.	Description	Q'ty	S.No.	I/C	REMARKS	Weight (kgf)	Weight (lb)
010	TA040-24400	FORK RANGE SHIFT	1				0.37	0.814
020	TA040-24410	ROD FORK	1				0.175	0.385
030	62231-18530	SPRING	1				0.01	0.022
040	07715-01605	BALL	1				0.003	0.0066
050	TA040-24420	ARM RANGE SHIFT	1				0.215	0.473
060	04811-00200	O RING	1				0.001	0.0022
070	34070-24350	STOPPER	1				0.02	0.044
080	01754-50812	BOLT FLANGE	1				0.01	0.022
090	34070-24500	FORK CREEP SHIFT	1				0.145	0.319
100	TA040-24510	ROD FORK	1				0.19	0.418
110	05411-00522	PIN SPRING	1				0.002	0.0044
120	62231-18530	SPRING	1				0.01	0.022
130	07715-01605	BALL	1				0.003	0.0066
140	34070-24420	ARM SHIFT	1				0.22	0.484
150	04811-00200	O RING	1				0.001	0.0022
160	34070-24350	STOPPER	1				0.02	0.044
170	01754-50812	BOLT FLANGE	1				0.01	0.022

MID PTO SHIFT LEVER [WITH MID-PTO]



TA040-062-10

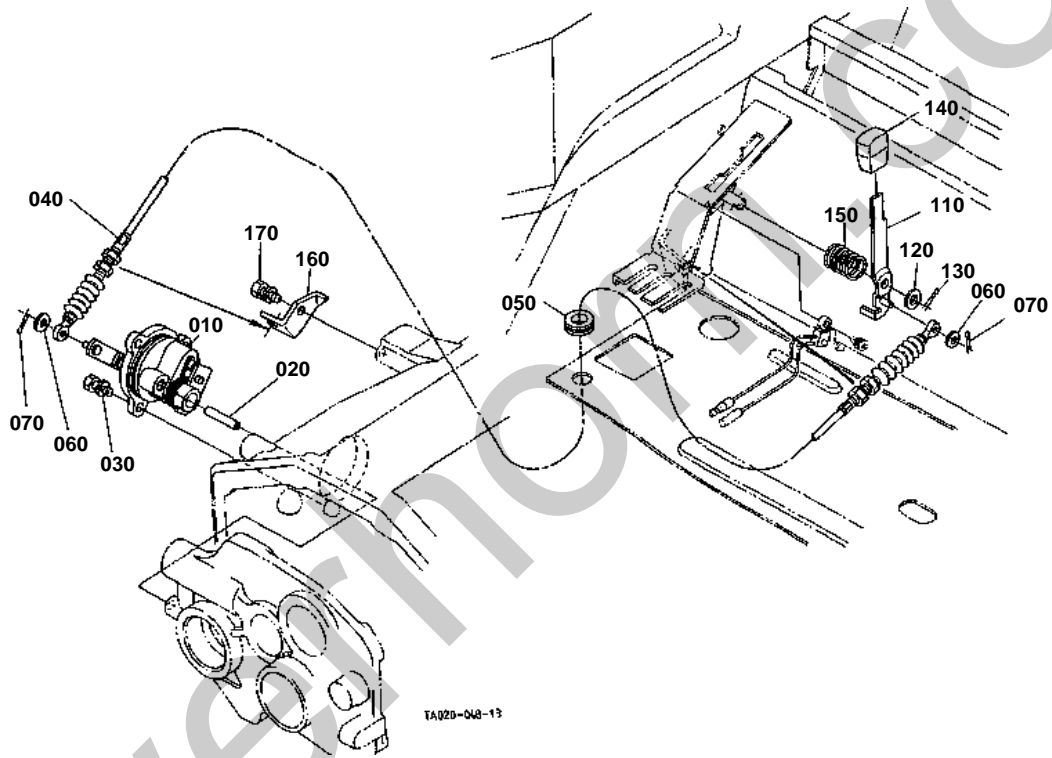
**MID PTO SHIFT LEVER [WITH MID-PTO]**

↔ Interchangeable; ≠ not interchangeable; ← new for old; → old for new

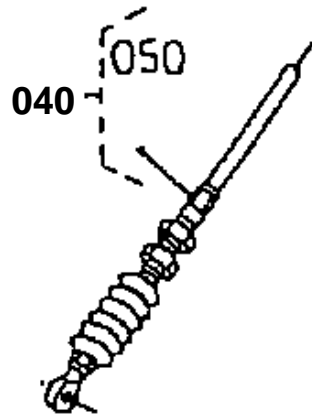
REF.No	Part No.	Description	Q'ty	S.No.	I/C	REMARKS	Weight (kgf)	Weight (lb)
010	TA030-25340	LEVER M-PTO	1				0.145	0.319
020	05411-00628	PIN SPRING	1				0.004	0.0088
030	34070-24470	ROD	1				0.145	0.319
040	04011-50100	WASHER PLAIN	2				0.002	0.0044
050	05511-50318	PIN SPLIT	2				0.001	0.0022
060	TA040-64480	SHAFT FULCRUM	1	≤10217			0.175	0.385
060	TA040-64482	SHAFT FULCRUM	1	≥10218	≠		0.175	0.385
070	04512-50120	WASHER SPRING	1				0.003	0.0066
080	31351-16590	SHIM	1			1.20MM	0.005	0.011
090	04612-00180	CIRCLIP EXTERNAL	1				0.001	0.0022
100	TA030-25352	ASSY LEVER M-PTO	1	≤10217			0.45	0.99
100	TA030-25353	ASSY LEVER M-PTO	1	≥10218	≠		0.43	0.946
110	08511-01810	BUSH	2				0.005	0.011
120	TA030-25373	ASSY LEVER M-PTO	1				0	0
130	01123-60816	BOLT	2				0.01	0.022
140	TA030-25380	GRIP	1				0.035	0.077
150	TA030-25300	FORK SHIFT PTO	1				0.3	0.66
160	TA030-25310	ROD FORK	1				0.245	0.539
170	62231-18530	SPRING	1				0.01	0.022
180	07715-01605	BALL	1				0.003	0.0066
190	TA030-25320	ARM	1				0.23	0.506
200	04811-00200	O RING	1				0.001	0.0022
210	34070-24350	STOPPER	1				0.02	0.044
220	01754-50812	BOLT FLANGE	1				0.01	0.022



PTO CLUTCH CONTROL LEVER [WITH IND-PTO]



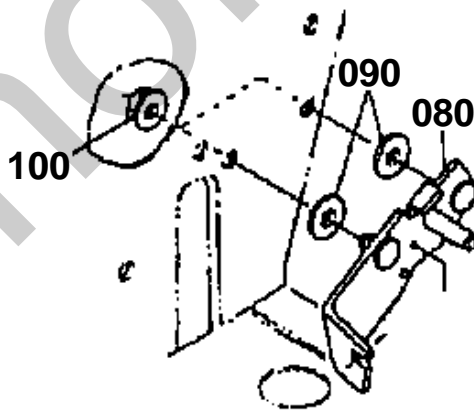
040 TA040-2465-2



080 TA040-6966-0

090 04015-60080

100 02751-50080



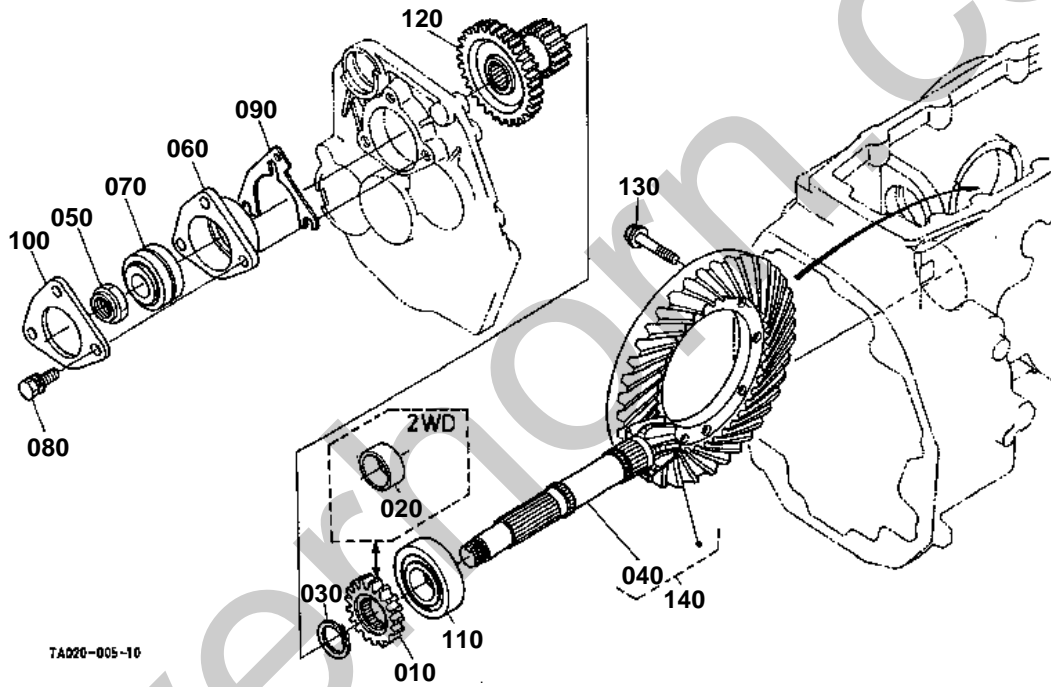
TA040-910-10

**PTO CLUTCH CONTROL LEVER [WITH IND-PTO]**

↔ Interchangeable; ≠ not interchangeable; ← new for old; → old for new

REF.No	Part No.	Description	Q'ty	S.No.	I/C	REMARKS	Weight (kgf)	Weight (lb)
010	TA040-69300	ASSY VALVE I-PTO	1				0.955	2.101
020	36530-27273	PIPE HYDRAULIC	1				0.005	0.011
030	01123-50820	BOLT	3				0.011	0.0242
040	TA040-24652	WIRE PTO	1	≤11609			0.14	0.308
040	TA140-24650	WIRE PTO	1	≥11610	←		0.14	0.308
050	37410-51760	GROMMET	1	≤11609			0.003	0.0066
050	53226-54390	GROMMET	1	≥11610	≠		0.004	0.0088
060	04012-50060	WASHER PLAIN	2				0.001	0.0022
070	05511-51612	PIN SPLIT	2				0.001	0.0022
080	TA040-69660	BRACKET I-PTO LEVER	1	≤10217			0.16	0.352
090	04015-60080	WASHER PLAIN	2	≤10217			0.01	0.022
100	02751-50080	NUT FLANGE	2	≤10217			0.006	0.0132
110	TA040-69710	LEVER I-PTO	1				0.053	0.1166
120	04013-50080	WASHER PLAIN	1				0.003	0.0066
130	05511-50215	PIN SPLIT	1				0.001	0.0022
140	36919-27820	GRIP PTO LEVER	1				0.015	0.033
150	33251-29630	SPRING	1				0.013	0.0286
160	TA040-69600	STAY WIRE	1				0.046	0.1012
170	01123-60814	BOLT	1				0.008	0.0176

SPIRAL BEVEL PINION [W/O CREEP]



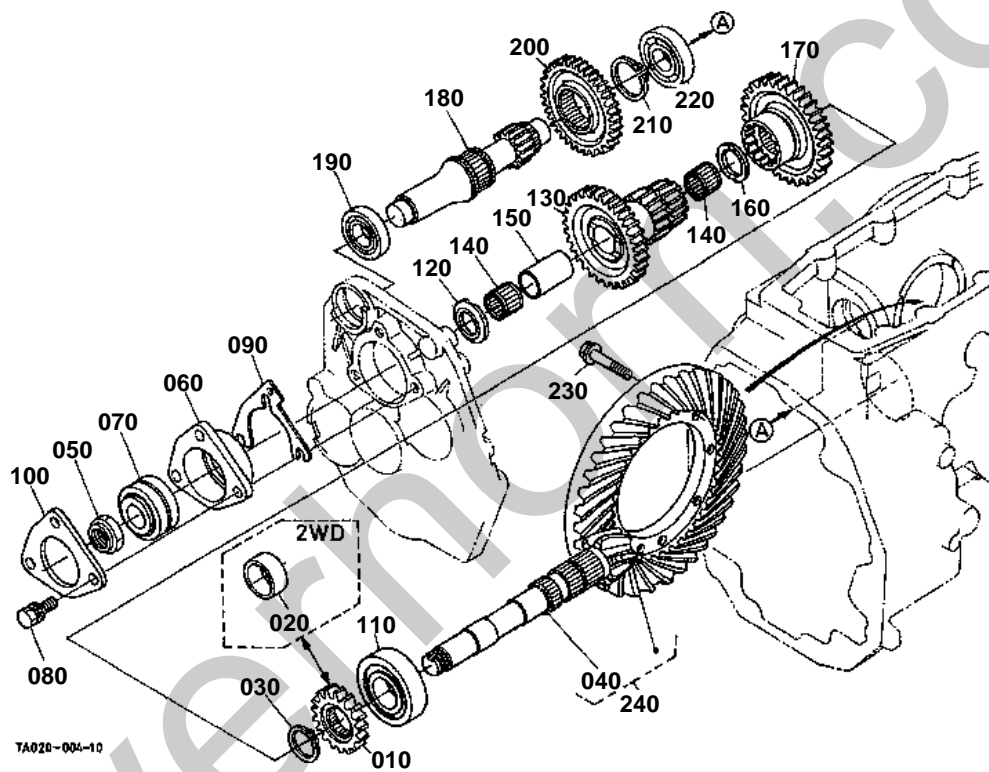
7A020-005-10

**SPIRAL BEVEL PINION [W/O CREEP]**

↔ Interchangeable; ≠ not interchangeable; ← new for old; → old for new

REF.No	Part No.	Description	Q'ty	S.No.	I/C	REMARKS	Weight (kgf)	Weight (lb)
020	34070-22790	COLLAR	1				0.145	0.319
030	04612-00350	CIRCLIP EXTERNAL	1				0.01	0.022
040	TA040-21700	GEAR-SHAFT	1			6T ORDER BY REF.No.140	1.81	3.982
050	35260-23252	NUT	1				0.04	0.088
060	34070-22770	CASE	1				0.475	1.045
070	38240-22140	BEARING TAPER-ROLLER	1				0.56	1.232
080	01133-51040	BOLT	3				0.03	0.066
090	34070-22860	SHIM	2			0.50MM	0.015	0.033
090	34070-22870	SHIM	4			0.20MM	0.004	0.0088
090	34070-22880	SHIM	2			0.10MM	0.005	0.011
100	34070-22780	COVER BEARING	1				0.21	0.462
110	34070-22740	BEARING ROLLER	1				0.51	1.122
120	TA040-21710	GEAR	1			42-16T	1.295	2.849
130	37800-43870	BOLT	8				0.026	0.0572
140	TA040-99340	ASSY GEAR BEVEL	1			6-37T	6.1	13.42

SPIRAL BEVEL PINION AND CREEP [WITH CREEP]



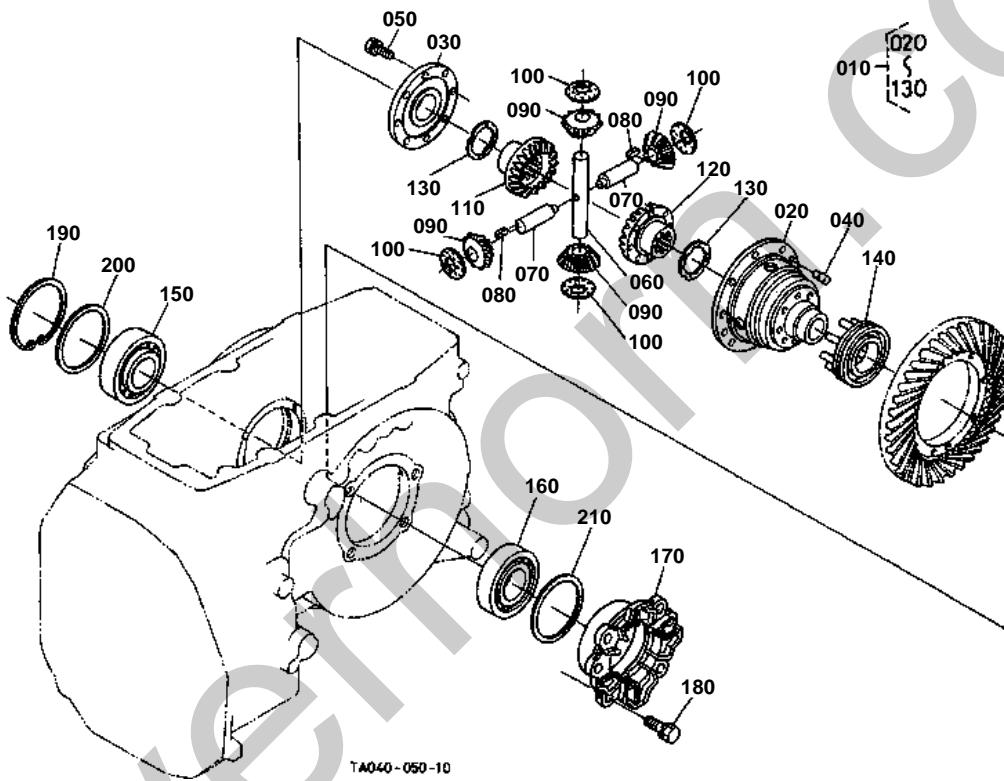


**SPIRAL BEVEL PINION AND CREEP [WITH CREEP]**

↔ Interchangeable; ≠ not interchangeable; ← new for old; → old for new

REF.No	Part No.	Description	Q'ty	S.No.	I/C	REMARKS	Weight (kgf)	Weight (lb)
020	34070-22790	COLLAR	1				0.145	0.319
030	04612-00350	CIRCLIP EXTERNAL	1				0.01	0.022
040	TA040-22702	GEAR-SHAFT	1			6T ORDER BY REF.No.240	1.735	3.817
050	35260-23252	NUT	1				0.04	0.088
060	34070-22770	CASE	1				0.475	1.045
070	38240-22140	BEARING TAPER-ROLLER	1				0.56	1.232
080	01133-51040	BOLT	3				0.03	0.066
090	34070-22860	SHIM	2			0.50MM	0.015	0.033
090	34070-22870	SHIM	4			0.20MM	0.004	0.0088
090	34070-22880	SHIM	2			0.10MM	0.005	0.011
100	34070-22780	COVER BEARING	1				0.21	0.462
110	34070-22740	BEARING ROLLER	1				0.51	1.122
120	32420-67662	COLLAR THRUST	1				0.005	0.011
130	TA040-22710	GEAR	1			42-16-18T	1.34	2.948
140	34070-22430	BEARING NEEDLE	2				0.035	0.077
150	34076-62730	COLLAR	1				0.07	0.154
160	30420-74310	COLLAR THRUST	1				0.015	0.033
170	34070-80180	GEAR	1			47T	1.155	2.541
180	34070-80190	GEAR-SHAFT CREEP	1			12T	1.45	3.19
190	08101-06205	BEARING BALL	1				0.14	0.308
200	34070-22910	GEAR	1			41T	0.6	1.32
210	04612-00450	CIRCLIP EXTERNAL	1				0.007	0.0154
220	08101-06305	BEARING BALL	1				0.23	0.506
230	37800-43870	BOLT	8				0.026	0.0572
240	TA040-99440	ASSY GEAR BEVEL	1			6-37T	6.13	13.486

REAR DIFFERENTIAL





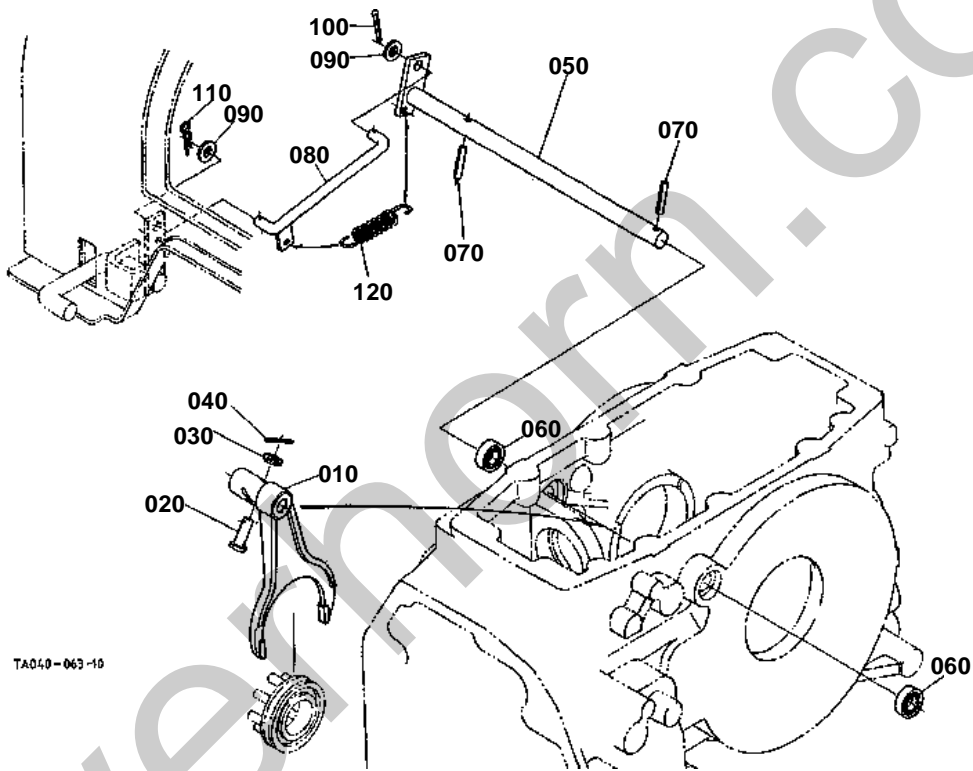


## REAR DIFFERENTIAL

↔ Interchangeable; ≠ not interchangeable; ← new for old; → old for new

REF.No	Part No.	Description	Q'ty	S.No.	I/C	REMARKS	Weight (kgf)	Weight (lb)
010	31351-26100	ASSY DIFFERENTIAL	1				6.8	14.96
020	38240-26514	CASE DIFFERENTIAL	1				0	0
030	38240-26523	COVER DIFF CASE	1				0	0
040	37300-28170	PIN STRAIGHT	2				0.025	0.055
050	01133-51025	BOLT	8				0.023	0.0506
060	35430-26340	SHAFT DIFF.PINION	1				0.31	0.682
070	35430-26330	SHAFT DIFF.PINION	2				0.136	0.2992
080	31220-26280	KEY FEATHER	2				0.005	0.011
090	35430-26350	PINION DIFF.	4				0.16	0.352
100	31351-26390	WASHER DIFF.PINION	4				0.012	0.0264
110	37300-26430	GEAR DIFF.SIDE RH	1				0.475	1.045
120	37300-26440	GEAR DIFF.SIDE LH	1				0.63	1.386
130	31351-26470	WASHER SIDE GEAR	2			1.50MM	0.01	0.022
130	31351-26480	WASHER SIDE GEAR	2			1.60MM	0.015	0.033
130	31351-26490	WASHER SIDE GEAR	2			1.70MM	0.016	0.0352
140	31351-26610	SHIFTER DIFF.LOCK	1				0.43	0.946
150	08711-32011	BEARING TAPER-ROLLER	1				0.538	1.1836
160	08711-30209	BEARING TAPER-ROLLER	1				0.458	1.0076
170	34070-28360	SUPPORT DIFF.	1				0.405	0.891
180	01133-51025	BOLT	4				0.023	0.0506
190	04611-00900	CIR CLIP INTERNAL	1				0.031	0.0682
200	37410-16810	SHIM DIFFERENTIAL	1			0.40MM	0.01	0.022
200	37410-16820	SHIM DIFFERENTIAL	1			0.50MM	0.01	0.022
200	37410-16830	SHIM DIFFERENTIAL	1			0.60MM	0.01	0.022
200	37410-16840	SHIM DIFFERENTIAL	1			0.70MM	0.01	0.022
200	37410-16850	SHIM DIFFERENTIAL	1			0.80MM	0.008	0.0176
200	37410-16860	SHIM DIFFERENTIAL	1			0.90MM	0.009	0.0198
200	37410-16870	SHIM DIFFERENTIAL	1			1.00MM	0.01	0.022
200	37410-16880	SHIM DIFFERENTIAL	1			1.20MM	0.011	0.0242
200	37410-16890	SHIM DIFFERENTIAL	1			1.40MM	0.015	0.033
210	34070-28210	SHIM	1			0.40MM	0.01	0.022
210	34070-28230	SHIM	1			0.60MM	0.015	0.033
210	34070-28250	SHIM	1			0.80MM	0.015	0.033
210	34070-28270	SHIM	1			1.00MM	0.015	0.033
210	34070-28290	SHIM	1			1.20MM	0.02	0.044
210	34070-28310	SHIM	1			1.60MM	0.025	0.055

DEFFERENTIAL LOCK SHIFT FORK



TA040-063-10

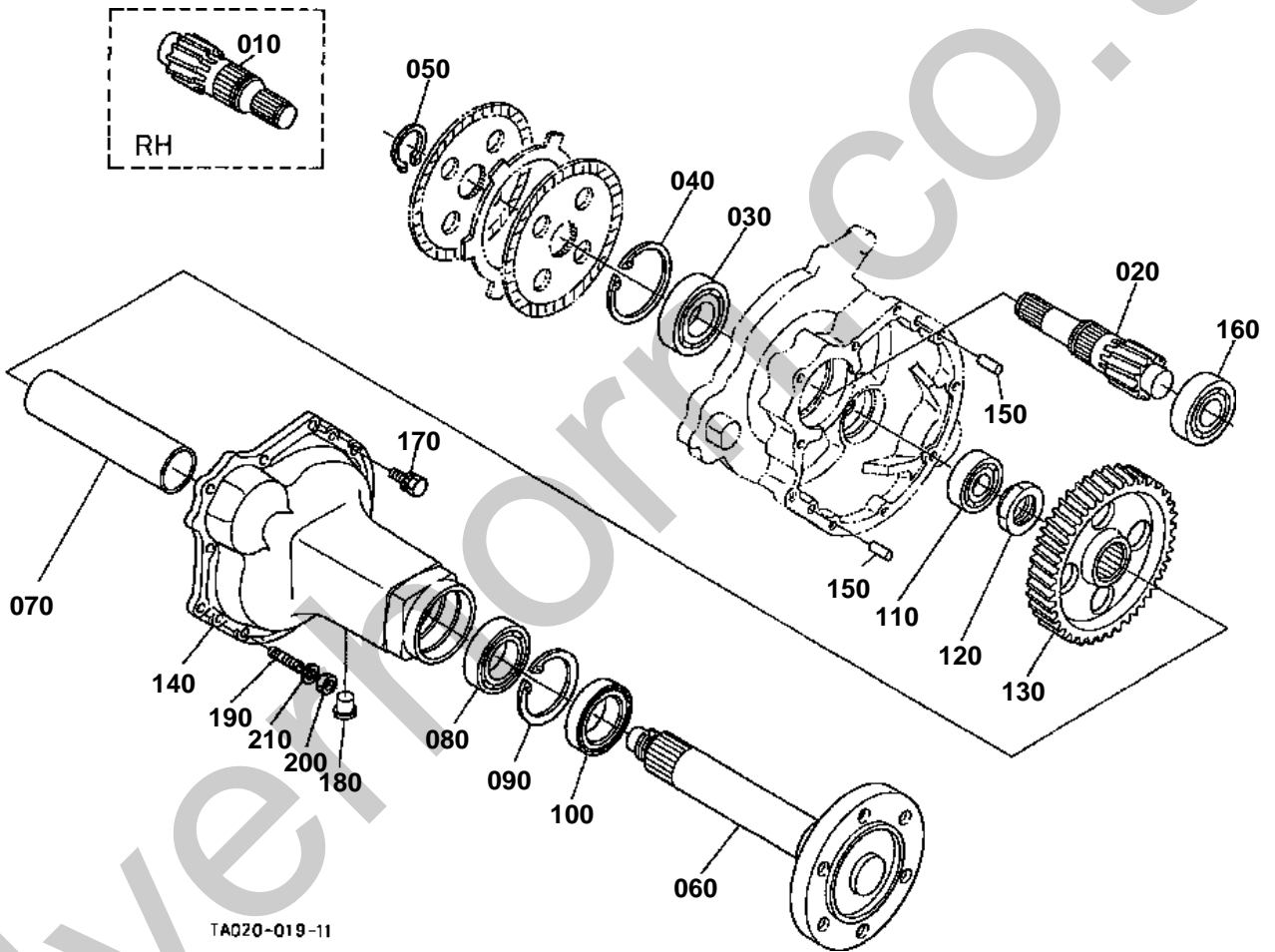


## DEFFERENTIAL LOCK SHIFT FORK

↔ Interchangeable; ≠ not interchangeable; ← new for old; → old for new

REF.No	Part No.	Description	Q'ty	S.No.	I/C	REMARKS	Weight (kgf)	Weight (lb)
010	31351-26630	FORK DIFF.LOCK SHIFT	1				0.465	1.023
020	31351-26620	PIN JOINT	1				0.008	0.0176
030	04013-60060	WASHER PLAIN	1				0.001	0.0022
040	05511-50212	PIN SPLIT	1				0.001	0.0022
050	34070-28402	SHAFT FORK	1				0.545	1.199
060	09500-16287	SEAL OIL	2				0.01	0.022
070	05411-00635	PIN SPRING	2				0.005	0.011
080	T0070-28414	ROD DIFF.LOCK	1				0.08	0.176
090	04012-50080	WASHER PLAIN	2				0.001	0.0022
100	05511-50218	PIN SPLIT	1				0.001	0.0022
110	05515-50800	PIN SNAP	1				0.001	0.0022
120	37150-15840	SPRING	1				0.06	0.132

REAR AXLE



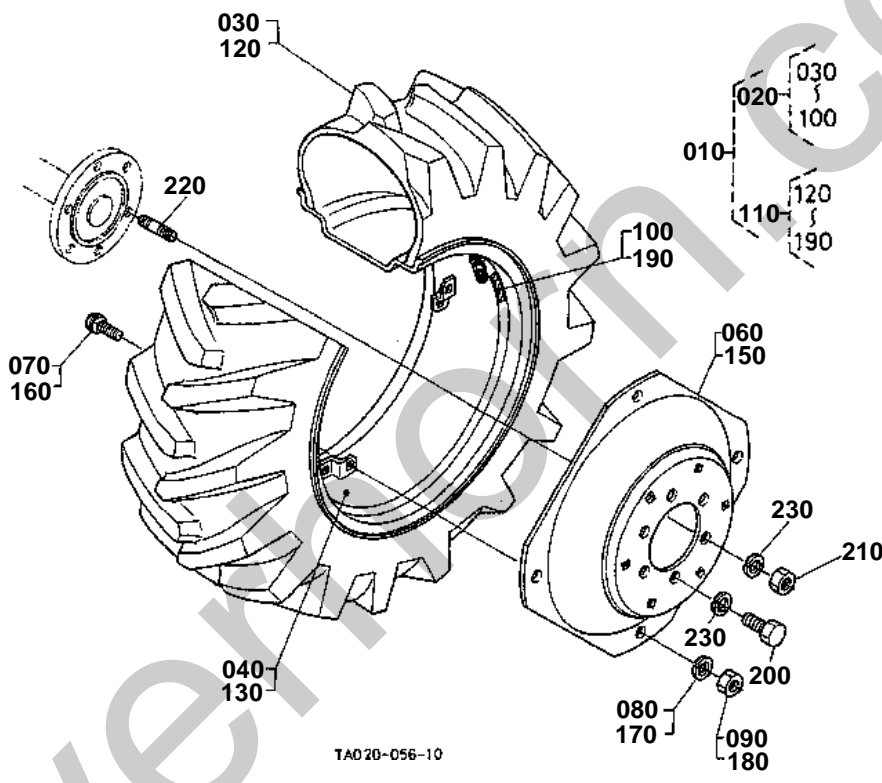
TA020-019-11

**REAR AXLE**

↔ Interchangeable; ≠ not interchangeable; ← new for old; → old for new

REF.No	Part No.	Description	Q'ty	S.No.	I/C	REMARKS	Weight (kgf)	Weight (lb)
010	TA020-26710	SHAFT DIFF.GEAR RH	1			11T	1.92	4.224
020	TA020-26720	SHAFT DIFF.GEAR LH	1			11T	2.2	4.84
030	08101-06309	BEARING BALL	2				0.82	1.804
040	04611-01000	CIR CLIP INTERNAL	2				0.042	0.0924
050	04612-00450	CIRCLIP EXTERNAL	2				0.007	0.0154
060	32420-27113	AXLE REAR	2				10.05	22.11
070	32420-27143	SPACER	2				1.415	3.113
080	08101-06210	BEARING BALL	2				0.45	0.99
090	04611-00900	CIR CLIP INTERNAL	2				0.031	0.0682
100	31359-44510	SEAL OIL	2				0.18	0.396
110	08101-06306	BEARING BALL	2				0.335	0.737
120	70650-11380	NUT	2				0.11	0.242
130	31341-26833	GEAR	2			53T	4.74	10.428
140	32420-27334	CASE REAR AXLE	2				14.9	32.78
150	37150-27370	PIN STRAIGHT	4				0.009	0.0198
160	08101-06307	BEARING BALL	2				0.44	0.968
170	01133-51035	BOLT	12				0.03	0.066
180	31220-14290	PLUG	16				0.002	0.0044
190	01517-51035	STUD	8				0.028	0.0616
200	02176-50100	NUT	8				0.005	0.011
210	04512-50100	WASHER SPRING	8				0.003	0.0066

REAR WHEEL (11.2-24)

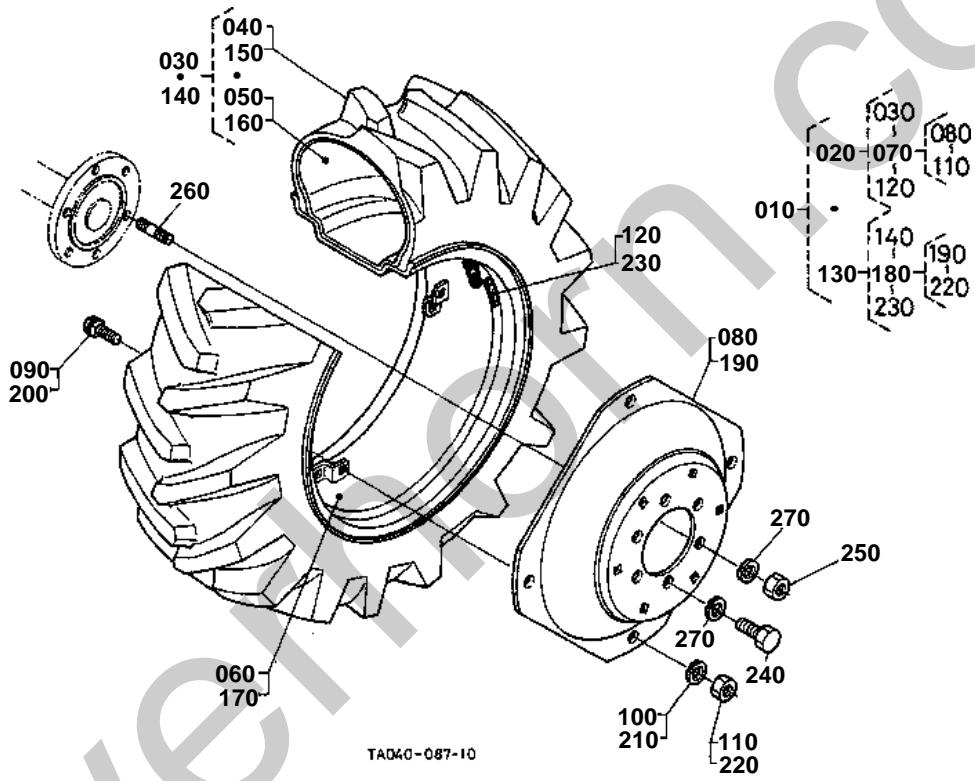


**REAR WHEEL (11.2-24)**

↔ Interchangeable; ≠ not interchangeable; ← new for old; → old for new

REF.No	Part No.	Description	Q'ty	S.No.	I/C	REMARKS	Weight (kgf)	Weight (lb)
010	35060-27600	ASSY REAR WHEEL	1			OBTAINED LOCALLY	0	0
020	35060-27910	ASSY REAR WHEEL	1			OBTAINED LOCALLY	0	0
030	35060-27620	TIRE	1			OBTAINED LOCALLY	0	0
040	35070-27640	RIM	1			OBTAINED LOCALLY	0	0
060	35080-27660	DISK	1			OBTAINED LOCALLY	0	0
070	31220-27680	BOLT	4				0.09	0.198
080	02174-50160	NUT	4				0.022	0.0484
090	04512-50160	WASHER SPRING	4				0	0
100	35060-27980	LABEL TIRE LH	1			OBTAINED LOCALLY	0	0
110	35060-27990	ASSY REAR WHEEL RH	1			OBTAINED LOCALLY	0	0
120	35060-27620	TIRE	1			OBTAINED LOCALLY	0	0
130	35070-27640	RIM	1			OBTAINED LOCALLY	0	0
150	35080-27660	DISK	1			OBTAINED LOCALLY	0	0
160	31220-27680	BOLT	4				0.09	0.198
170	02174-50160	NUT	4				0.022	0.0484
180	04512-50160	WASHER SPRING	4				0	0
190	35060-27970	LABEL TIRE RH	1			OBTAINED LOCALLY	0	0
200	01073-51630	BOLT	8				0.079	0.1738
210	02076-50160	NUT	4				0.03	0.066
220	01517-51632	STUD	4				0.076	0.1672
230	04512-50160	WASHER SPRING	12				0	0

REAR WHEEL (12.4-24)



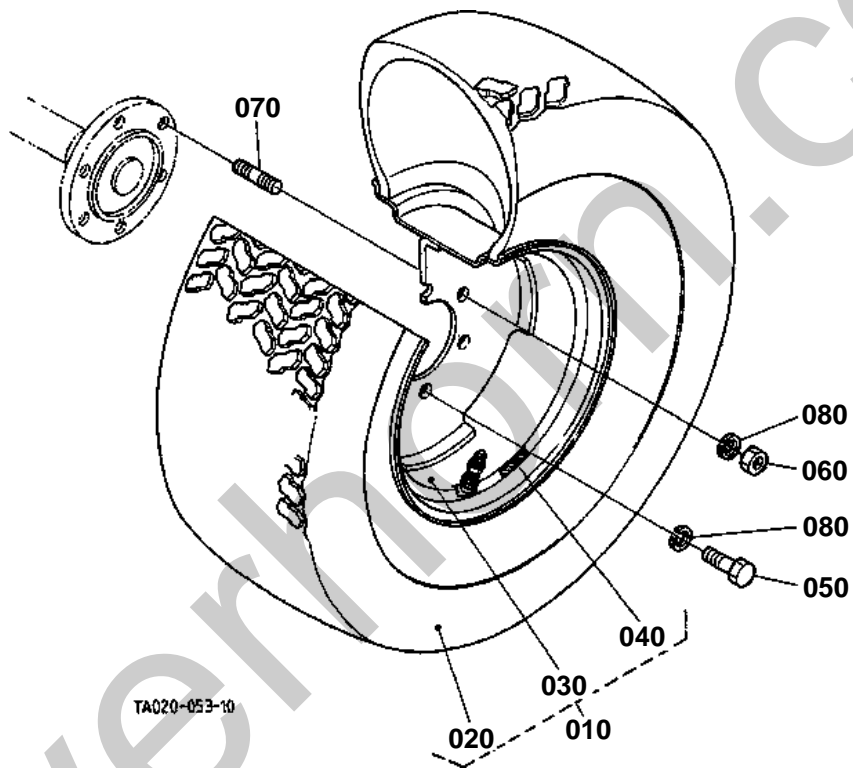


**REAR WHEEL (12.4-24)**

↔ Interchangeable; ≠ not interchangeable; ← new for old; → old for new

REF.No	Part No.	Description	Q'ty	S.No.	I/C	REMARKS	Weight (kgf)	Weight (lb)
010	35070-27600	ASSY FRONT WHEEL	1			OBTAINED LOCALLY	0	0
020	35070-27610	ASSY REAR WHEEL	1			OBTAINED LOCALLY	0	0
030	35070-27670	ASSY TIRE	1			OBTAINED LOCALLY	0	0
040	35070-27620	TIRE	1			OBTAINED LOCALLY	0	0
050	35070-27630	TUBE	1			OBTAINED LOCALLY	0	0
060	35070-27640	RIM	1			OBTAINED LOCALLY	0	0
070	35070-27650	ASSY DISK	1			OBTAINED LOCALLY	0	0
080	35080-27660	DISK	1			OBTAINED LOCALLY	0	0
090	31220-27680	BOLT	4				0.09	0.198
100	04512-50160	WASHER SPRING	4				0	0
110	02174-50160	NUT	4				0.022	0.0484
120	35070-27930	LABEL TIRE LH	1			OBTAINED LOCALLY	0	0
130	35070-27690	ASSY REAR WHEEL RH	1			OBTAINED LOCALLY	0	0
140	35070-27670	ASSY TIRE	1			OBTAINED LOCALLY	0	0
150	35070-27620	TIRE	1			OBTAINED LOCALLY	0	0
160	35070-27630	TUBE	1			OBTAINED LOCALLY	0	0
170	35070-27640	RIM	1			OBTAINED LOCALLY	0	0
180	35070-27650	ASSY DISK	1			OBTAINED LOCALLY	0	0
190	35080-27660	DISK	1			OBTAINED LOCALLY	0	0
200	31220-27680	BOLT	4				0.09	0.198
210	04512-50160	WASHER SPRING	4				0	0
220	02174-50160	NUT	4				0.022	0.0484
230	35070-27940	LABEL TIRE RH	1			OBTAINED LOCALLY	0	0
240	01073-51630	BOLT	8				0.079	0.1738
250	02076-50160	NUT	4				0.03	0.066
260	01517-51632	STUD	4				0.076	0.1672
270	04512-50160	WASHER SPRING	12				0	0

REAR WHEEL (13.6-16)



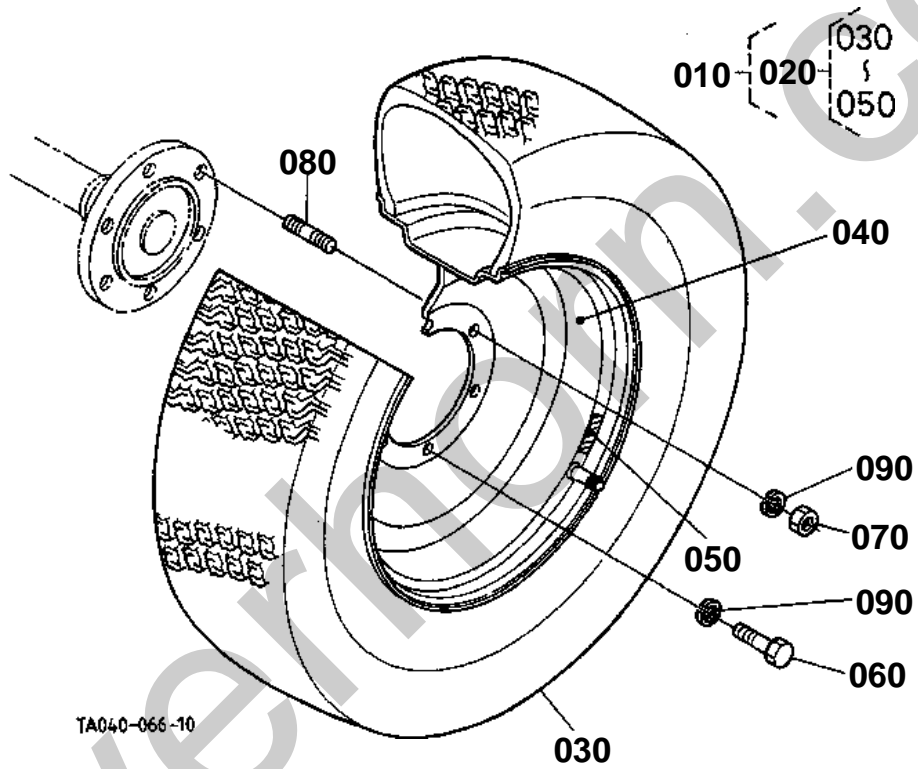


# REAR WHEEL (13.6-16)

↔ Interchangeable; ≠ not interchangeable; ← new for old; → old for new

REF.No	Part No.	Description	Q'ty	S.No.	I/C	REMARKS	Weight (kgf)	Weight (lb)
010	35060-27900	ASSY REAR WHEEL	2			OBTAINED LOCALLY	0	0
020	66428-17630	TIRE	2			OBTAINED LOCALLY	0	0
030	35060-27950	WHEEL	2			OBTAINED LOCALLY	0	0
040	35060-27780	LABEL TIRE	2			OBTAINED LOCALLY	0	0
050	01073-51630	BOLT	8				0.079	0.1738
060	02076-50160	NUT	4				0.03	0.066
070	01517-51632	STUD	4				0.076	0.1672
080	04512-50160	WASHER SPRING	12				0	0

REAR WHEEL (41X14.00-20)

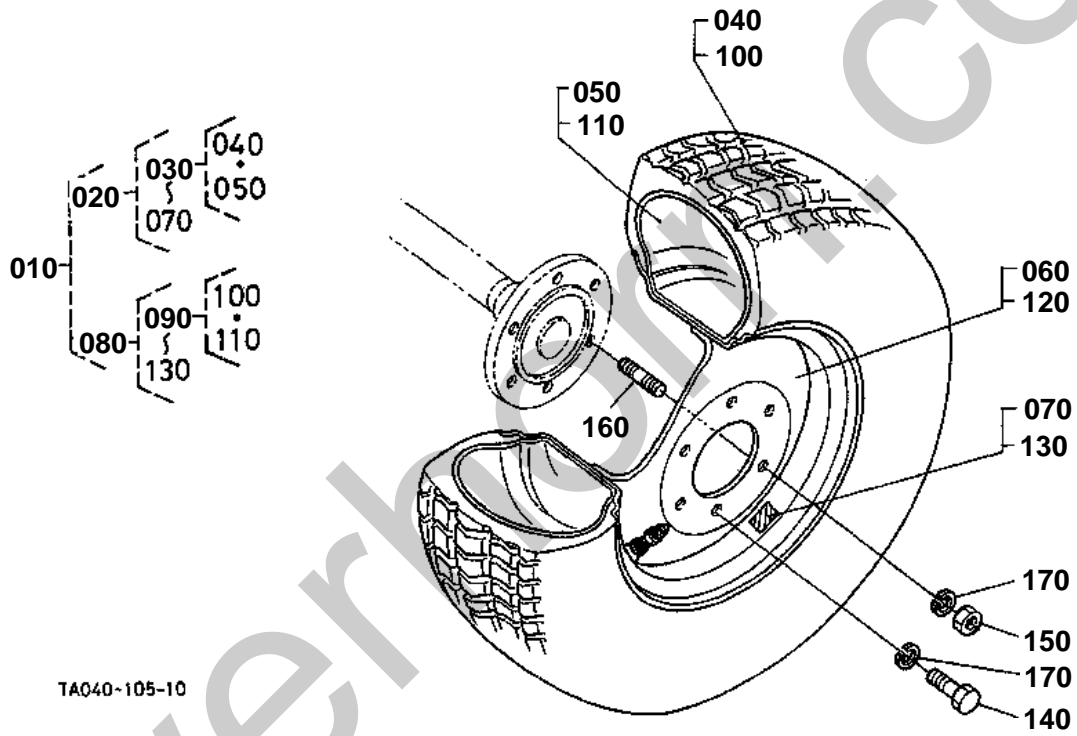




REAR WHEEL (41X14.00-20)

↔ Interchangeable; ≠ not interchangeable; ← new for old; → old for new

REF.No	Part No.	Description	Q'ty	S.No.	I/C	REMARKS	Weight (kgf)	Weight (lb)
010	35080-27900	ASSY REAR WHEEL	1			OBTAINED LOCALLY	0	0
020	35080-27910	ASSY REAR WHEEL	2			OBTAINED LOCALLY	0	0
030	35998-01880	ASSY TIRE	2			OBTAINED LOCALLY	0	0
040	35080-27950	WHEEL	2			OBTAINED LOCALLY	0	0
050	35080-27870	LABEL TIRE	2			OBTAINED LOCALLY	0	0
060	01073-51630	BOLT	8				0.079	0.1738
070	02076-50160	NUT	4				0.03	0.066
080	01517-51632	STUD	4				0.076	0.1672
090	04512-50160	WASHER SPRING	12				0	0

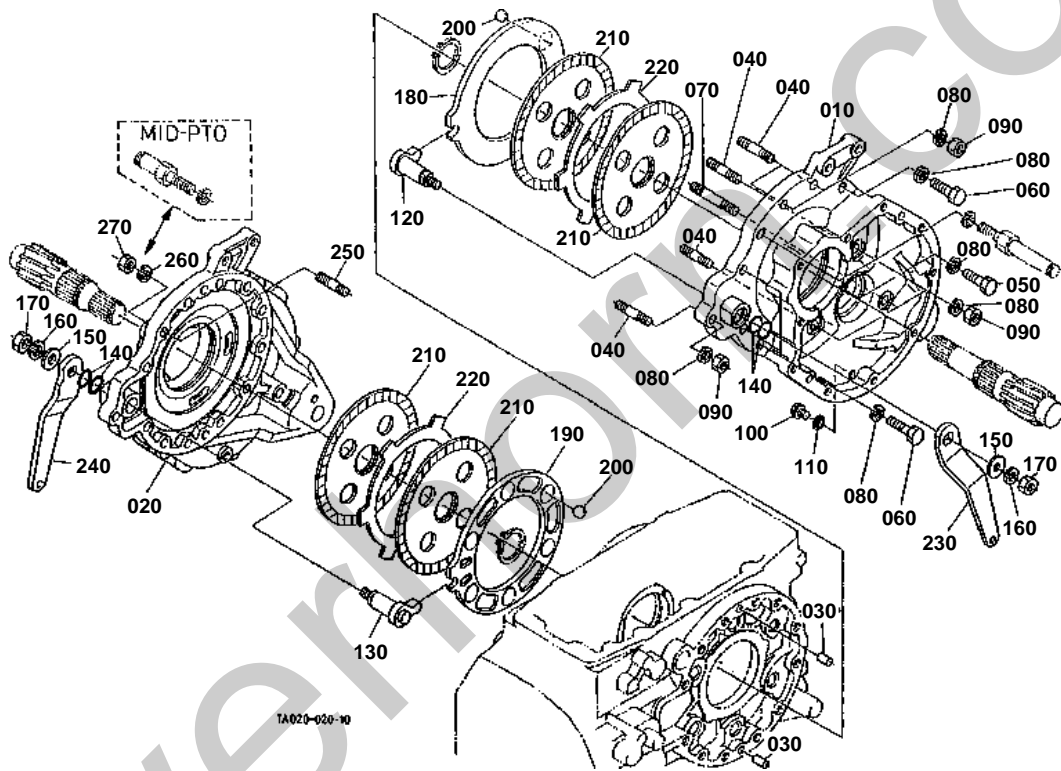


**REAR WHEEL (355/80-D20)**

↔ Interchangeable; ≠ not interchangeable; ← new for old; → old for new

REF.No	Part No.	Description	Q'ty	S.No.	IC	REMARKS	Weight (kgf)	Weight (lb)
010	32480-27700	ASSY REAR WHEEL	1				133	292.6
020	32480-27710	ASSY REAR WHEEL	1				66.5	146.3
030	36346-49300	ASSY TIRE	1				0	0
040	36346-49310	TIRE REAR	1				40	88
050	36346-49320	TUBE TIRE	1				7.8	17.16
060	32480-27950	WHEEL	1				23.4	51.48
070	32480-27870	LABEL TIRE LH	1				0.001	0.0022
080	32480-27720	ASSY REAR WHEEL RH	1				66.5	146.3
090	36346-49300	ASSY TIRE	1				0	0
100	36346-49310	TIRE REAR	1				40	88
110	36346-49320	TUBE TIRE	1				7.8	17.16
120	32480-27950	WHEEL	1				23.4	51.48
130	32480-27880	LABEL TIRE RH	1				0.001	0.0022
140	01073-51630	BOLT	8				0.079	0.1738
150	02076-50160	NUT	4				0.03	0.066
160	01517-51632	STUD	4				0.076	0.1672
170	04512-50160	WASHER SPRING	12				0	0

BRAKE



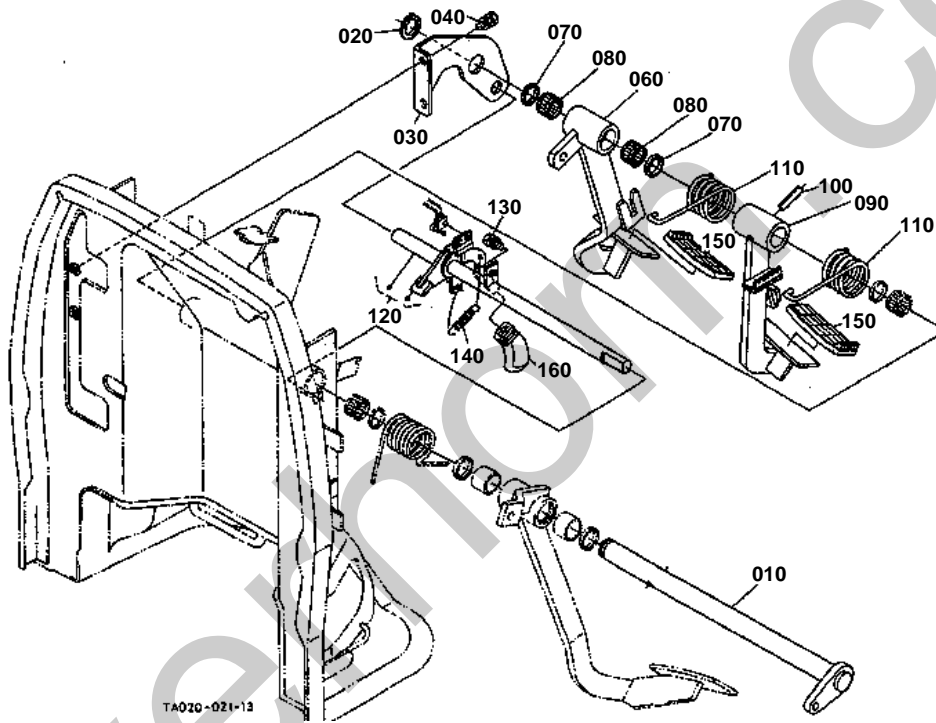


**BRAKE**

↔ Interchangeable; ≠ not interchangeable; ← new for old; → old for new

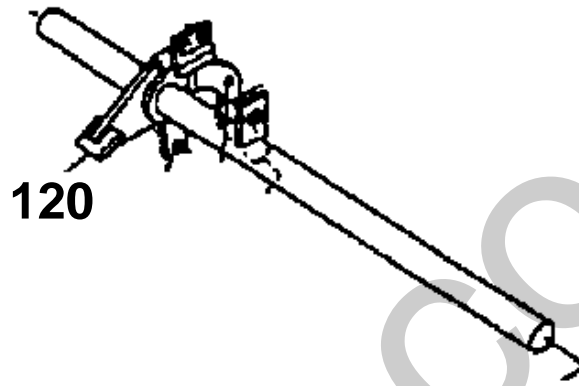
REF.No	Part No.	Description	Q'ty	S.No.	I/C	REMARKS	Weight (kgf)	Weight (lb)
010	TA020-28610	CASE BRAKE LH	1	<=11017			0	0
010	TA020-28613	CASE BRAKE LH	1	>=11018	←		14.4	31.68
020	TA020-28620	CASE BRAKE RH	1	<=11017			0	0
020	TA020-28623	CASE BRAKE RH	1	>=11018	←		13.75	30.25
030	05012-01018	PIN STRAIGHT	4				0.012	0.0264
040	01574-51240	STUD	14				0	0
050	01173-51235	BOLT	2				0.04	0.088
060	01173-51245	BOLT	8				0.049	0.1078
070	01574-51260	STUD	2				0	0
080	04512-50120	WASHER SPRING	26				0.003	0.0066
090	02176-50120	NUT	16				0.01	0.022
100	06331-35010	PLUG	2				0.012	0.0264
110	04717-01000	WASHER WITH RUBBER	2				0.001	0.0022
120	34070-28715	CAM BRAKE LH	1				0.285	0.627
130	34070-28725	CAM BRAKE RH	1				0.285	0.627
140	04811-00220	O RING	4				0.001	0.0022
150	04015-50120	WASHER PLAIN	2				0.02	0.044
160	04512-50120	WASHER SPRING	2				0.003	0.0066
170	02174-50120	NUT	2				0.01	0.022
180	34070-28770	PLATE BRAKE CAM LH	1				1.11	2.442
190	34070-28780	PLATE BRAKE CAM RH	1				1.09	2.398
200	07715-00805	BALL	12				0.016	0.0352
210	37150-28200	DISK BRAKE	4				0.774	1.7028
220	37720-28170	PLATE	2				0.422	0.9284
230	34070-44615	LEVER BRAKE CAM LH	1				0.41	0.902
240	34070-44623	LEVER BRAKE CAM RH	1				0.41	0.902

BRAKE PEDAL



TA020-021-13

120 TA020-4400-0



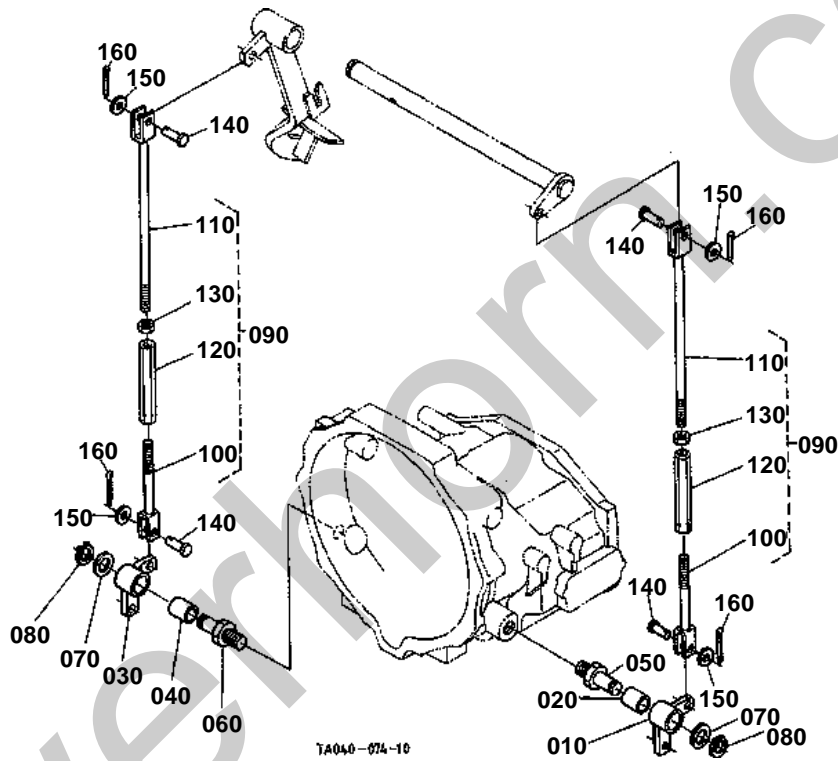
TA020-811-10

**BRAKE PEDAL**

↔ Interchangeable; ≠ not interchangeable; ← new for old; → old for new

REF.No	Part No.	Description	Q'ty	S.No.	I/C	REMARKS	Weight (kgf)	Weight (lb)
010	34070-44010	SHAFT PEDAL	1				1.81	3.982
020	04612-00250	CIRCLIP EXTERNAL	1				0.002	0.0044
030	34070-44072	SUPPORT PEDAL SHAFT	1				0	0
040	01123-60816	BOLT	2				0.01	0.022
060	TA040-44120	PEDAL BRAKE RH	1	≤10281			0	0
060	TA040-44123	PEDAL BRAKE RH	1	≥10282	←	ORDER BY REF.No.050	0	0
070	34070-44140	SEAL OIL	2				0.005	0.011
080	34070-44360	BEARING NEEDLE	2				0.012	0.0264
090	TA040-44110	PEDAL BRAKE LH	1	≤10281			0	0
090	TA040-44112	PEDAL BRAKE LH	1	≥10282	←		0	0
090	TA040-44113	PEDAL BRAKE LH	1	≥10576	←		1.32	2.904
090	TA040-44114	PEDAL BRAKE LH	1	≥11434	←		1.32	2.904
100	05411-00840	PIN SPRING	1				0.008	0.0176
110	34070-44170	SPRING	2				0.08	0.176
120	TA020-44000	COMP.LOCK PARKING	1	≤10217			0	0
120	TA040-44000	COMP.LOCK PARKING	1	≥10218	←		0	0
120	TA040-44002	COMP.LOCK PARKING	1	≥10362	≠		0	0
120	TA040-44003	COMP.LOCK PARKING	1	≥10576	←		0.95	2.09
130	01123-60816	BOLT	1				0.01	0.022
140	36330-83420	SPRING LOCK	1				0.006	0.0132
150	37410-44120	COVER PEDAL	2				0.08	0.176
160	TA040-49840	GRIP	1	≤10361			0.03	0.066
160	TA040-49842	GRIP	1	≥10362	≠		0.025	0.055

BRAKE ROD 1

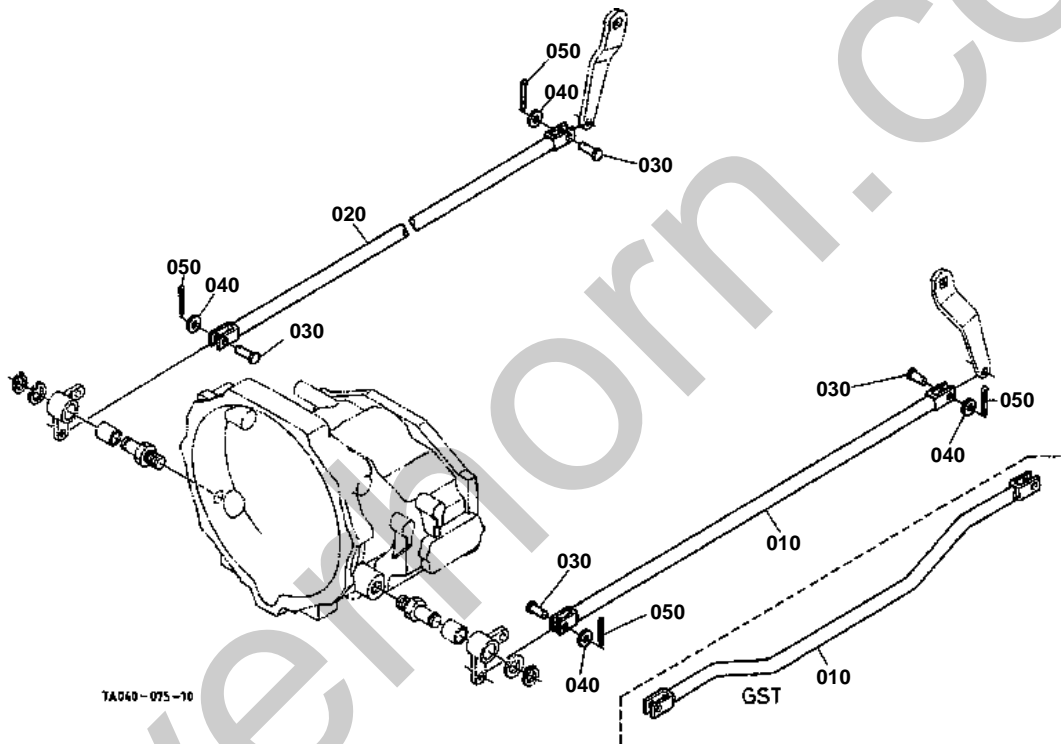


**BRAKE ROD 1**

↔ Interchangeable; ≠ not interchangeable; ← new for old; → old for new

REF.No	Part No.	Description	Q'ty	S.No.	I/C	REMARKS	Weight (kgf)	Weight (lb)
010	34070-44850	LEVER BRAKE LH	1				0.23	0.506
020	34070-44890	BUSH	1				0.035	0.077
030	34070-44860	LEVER BRAKE RH	1				0.225	0.495
040	34070-44890	BUSH	1				0.035	0.077
050	34070-44870	SHAFT BRAKE LH	1				0.225	0.495
060	34070-44880	SHAFT BRAKE RH	1				0.22	0.484
070	04011-50200	WASHER PLAIN	2				0.015	0.033
080	04612-00200	CIRCLIP EXTERNAL	2				0.001	0.0022
090	34070-44800	ASSY ROD BRAKE	2				0.425	0.935
100	34070-44840	ROD BRAKE LOWER	2				0.13	0.286
110	34070-44460	ROD CLUTCH BRAKE	2				0.225	0.495
120	32350-28980	TURNBUCKLE	2				0.124	0.2728
130	02116-50100	NUT	2				0.004	0.0088
140	05122-51028	PIN JOINT	4				0	0
150	04013-50100	WASHER PLAIN	4				0.004	0.0088
160	05511-50318	PIN SPLIT	4				0.001	0.0022

BRAKE ROD 2



TA040-075-10

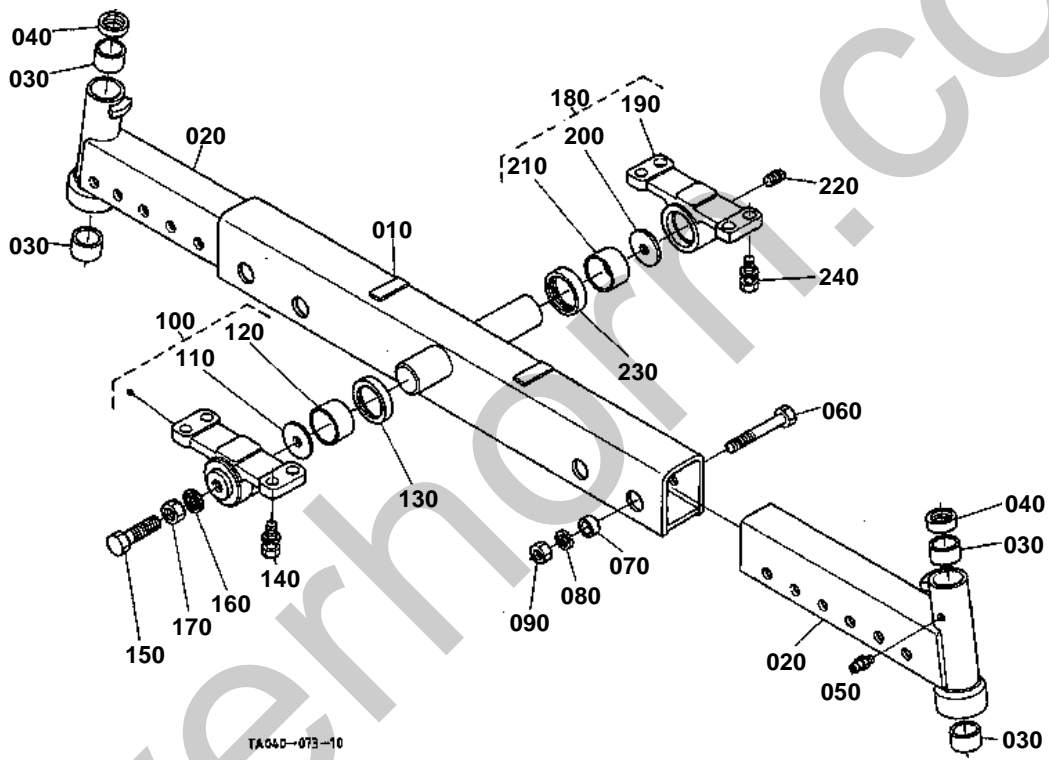
**BRAKE ROD 2**

↔ Interchangeable; ≠ not interchangeable; ← new for old; → old for new

REF.No	Part No.	Description	Q'ty	S.No.	I/C	REMARKS	Weight (kgf)	Weight (lb)
010	34030-44630	ROD BRAKE LH	1			MANUAL T/M TYPE	1.125	2.475
020	34030-44640	ROD BRAKE RH	1				0.99	2.178
030	05122-51028	PIN JOINT	4				0	0
040	04013-50100	WASHER PLAIN	4				0.004	0.0088
050	05511-50318	PIN SPLIT	4				0.001	0.0022



FRONT AXLE



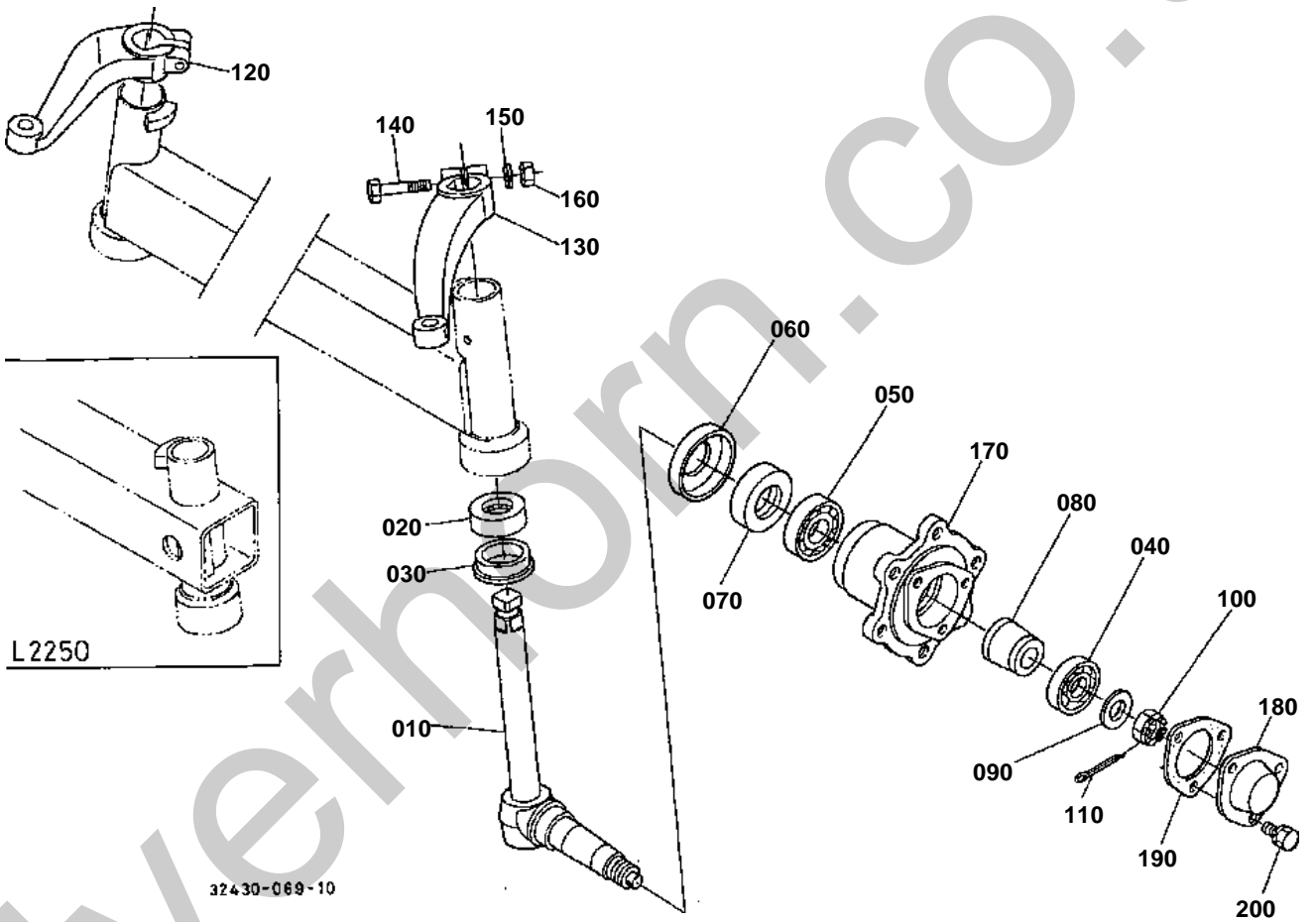


FRONT AXLE

↔ Interchangeable; ≠ not interchangeable; ← new for old; → old for new

REF.No	Part No.	Description	Q'ty	S.No.	I/C	REMARKS	Weight (kgf)	Weight (lb)
010	32420-13110	AXLE FRONT MIDDLE	1				12.5	27.5
020	32420-13120	AXLE FRONT OUTER	2	<=10265			0	0
020	TA020-13120	AXLE FRONT OUTER	2	>=10266	←		4.75	10.45
030	38240-13130	BUSH	4				0.015	0.033
040	38240-13140	SEAL OIL	2				0.004	0.0088
050	06613-10010	NIPPLE GREASE	2				0.006	0.0132
060	01173-51495	BOLT	4				0.13	0.286
070	38240-13150	COLLAR	4				0.04	0.088
080	04512-60140	WASHER SPRING	4				0.006	0.0132
090	02176-50140	NUT	4				0.014	0.0308
100	TA040-11500	ASSY HOLDER FRONT	1				1.58	3.476
110	38240-13430	WASHER THRUST	1				0.032	0.0704
120	08511-04025	BUSH	1				0.05	0.11
130	38240-13160	SEAL OIL	1				0.005	0.011
140	01133-51228	BOLT	4				0.04	0.088
150	38630-44760	BOLT	1				0.08	0.176
160	38440-44750	WASHER SEAL	1				0.003	0.0066
170	02176-50160	NUT	1				0.021	0.0462
180	38240-13690	ASSY BRACKET	1				1.6	3.52
190	38240-13680	BEARING	1				1.5	3.3
200	38240-13430	WASHER THRUST	1				0.032	0.0704
210	08511-04025	BUSH	1				0.05	0.11
220	06312-10010	PLUG	1				0.007	0.0154
230	38240-13160	SEAL OIL	1				0.005	0.011
240	01133-51228	BOLT	4				0.04	0.088

KNUCKLE SHAFT



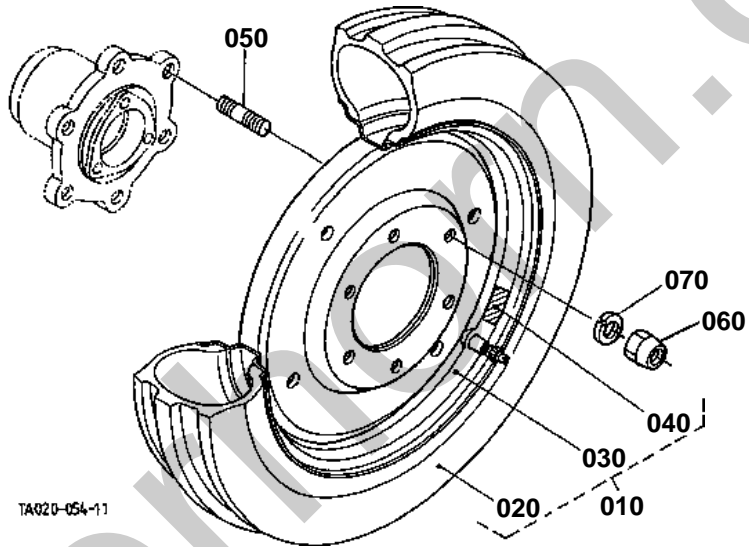


# KNUCKLE SHAFT

↔ Interchangeable; ≠ not interchangeable; ← new for old; → old for new

REF.No	Part No.	Description	Q'ty	S.No.	I/C	REMARKS	Weight (kgf)	Weight (lb)
010	35300-11110	COMP.SHAFT KNUCKLE	2				2.7	5.94
020	32150-11510	BEARING THRUST BALL	2				0.14	0.308
030	37300-11430	SEAL OIL	2				0.05	0.11
040	08101-06205	BEARING BALL	2				0.14	0.308
050	08101-06206	BEARING BALL	2				0.196	0.4312
060	32240-11480	COVER DUST	2				0.08	0.176
070	37300-11160	SEAL OIL	2				0.08	0.176
080	38240-11420	SPACER	2				0.205	0.451
090	04011-50200	WASHER PLAIN	2				0.015	0.033
100	02372-50200	NUT	2				0.024	0.0528
110	05511-50430	PIN SPLIT	2				0.004	0.0088
120	31351-11210	ARM KNUCKLE RH	1				1.3	2.86
130	31351-11220	ARM KNUCKLE LH	1				1.28	2.816
140	32240-11270	BOLT	2				0.066	0.1452
150	04512-50120	WASHER SPRING	2				0.003	0.0066
160	02176-50120	NUT	2				0.01	0.022
170	35260-11310	HUB FRONT WHEEL	2				3.75	8.25
180	32240-11350	CAP FRONT WHEEL	2				0.065	0.143
190	32150-11360	GASKET	2				0	0
200	01123-50814	BOLT	6				0.01	0.022

FRONT WHEEL (5.00-15)

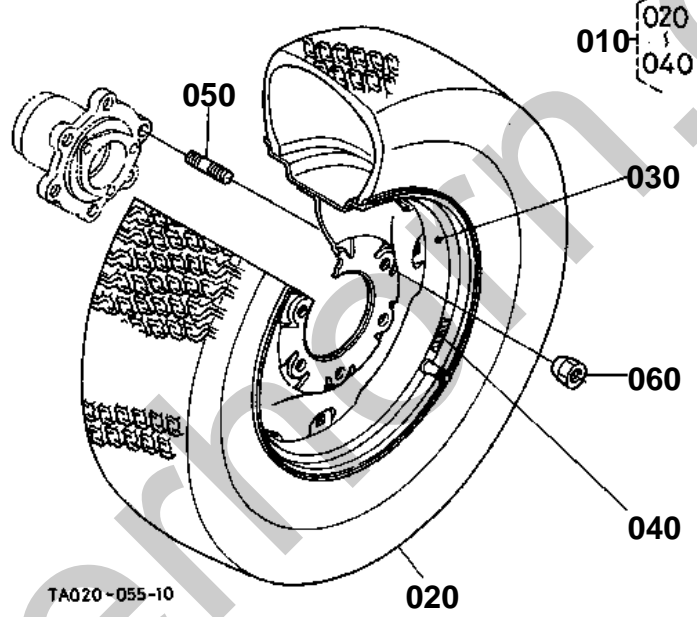




FRONT WHEEL (5.00-15)

↔ Interchangeable; ≠ not interchangeable; ← new for old; → old for new

REF.No	Part No.	Description	Q'ty	S.No.	I/C	REMARKS	Weight (kgf)	Weight (lb)
010	TA020-10600	ASSY FRONT WHEEL	1				0	0
020	TA020-00620	TIRE	2				0	0
030	TA020-11640	WHEEL	2				0	0
040	TA020-10650	LABEL TIRE	2				0	0
050	01517-51428	STUD	12	≤10575			0.05	0.11
050	35450-49160	STUD	12	≥10576	←		0.05	0.11
050	TA150-49160	STUD	12	≥11626	≠		0	0
060	35340-11390	NUT	12				0.03	0.066
070	04512-60140	WASHER SPRING	12	≥10576			0.006	0.0132





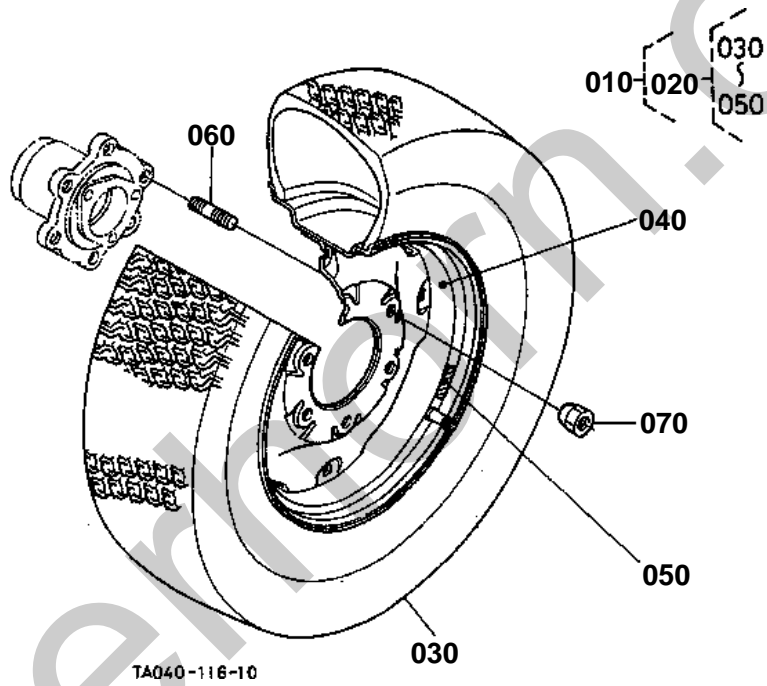
FRONT WHEEL (23\*8.50-12)

↔ Interchangeable; ≠ not interchangeable; ← new for old; → old for new

REF.No	Part No.	Description	Q'ty	S.No.	I/C	REMARKS	Weight (kgf)	Weight (lb)
010	35050-11900	ASSY FRONT WHEEL	2				0	0
020	66428-57130	TIRE	2				0	0
030	35050-11950	WHEEL	2				0	0
040	35050-11960	LABEL TIRE	2				0	0
050	01517-51428	STUD	12	≤10575			0.05	0.11
050	35450-49160	STUD	12	≥10576	←		0.05	0.11
050	TA150-49160	STUD	12	≥11626	≠		0	0
060	35340-11390	NUT	12				0.03	0.066



FRONT WHEEL (25\*8.50-14)



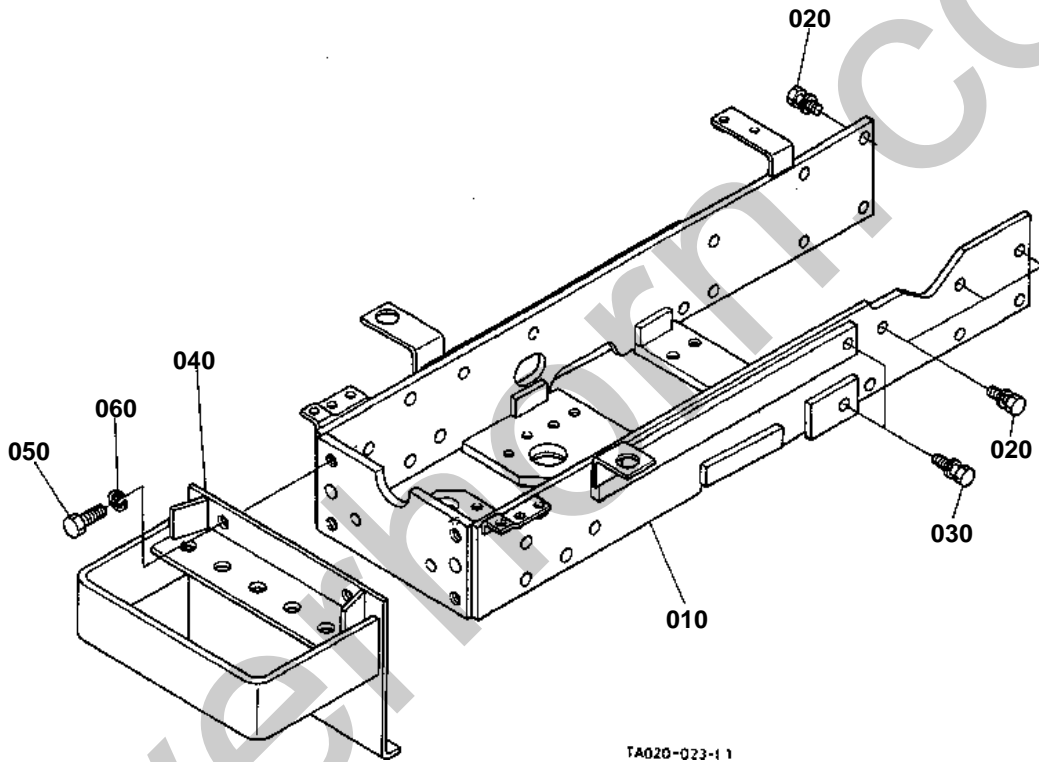


# FRONT WHEEL (25\*8.50-14)

↔ Interchangeable; ≠ not interchangeable; ← new for old; → old for new

REF.No	Part No.	Description	Q'ty	S.No.	I/C	REMARKS	Weight (kgf)	Weight (lb)
010	35070-11600	ASSY FRONT WHEEL	2				0	0
020	35070-11810	ASSY TIRE	2				0	0
030	35070-11820	TIRE	2				0	0
040	35070-11650	WHEEL	2				0	0
050	35070-11660	LABEL TIRE	2				0	0
060	01517-51428	STUD	12	≤10575			0.05	0.11
060	35450-49160	STUD	12	≥10576	←		0.05	0.11
060	TA150-49160	STUD	12	≥11626	≠		0	0
070	35340-11390	NUT	12				0.03	0.066

FRONT AXLE FRAME [2WD]



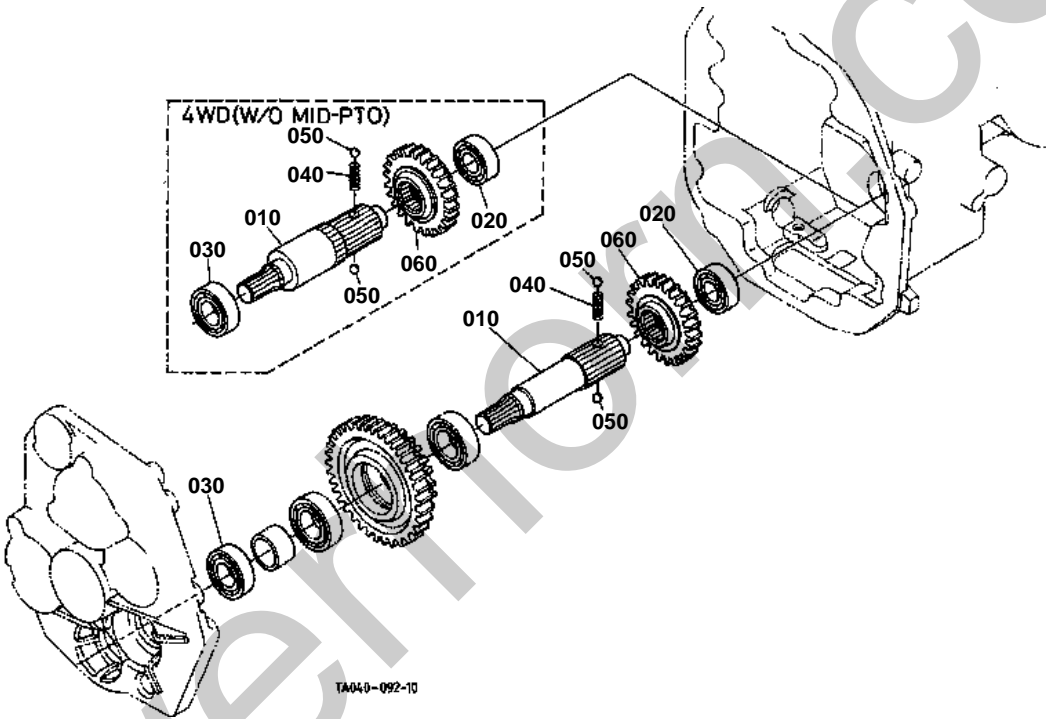
TA020-023-1 1

**FRONT AXLE FRAME [2WD]**

↔ Interchangeable; ≠ not interchangeable; ← new for old; → old for new

REF.No	Part No.	Description	Q'ty	S.No.	I/C	REMARKS	Weight (kgf)	Weight (lb)
010	TA020-11000	COMP.FRAME F-AXLE	1	≤10697			27	59.4
010	TA020-11003	COMP.FRAME F-AXLE	1	≥10698	≠		27	59.4
020	01133-51230	BOLT	11				0.04	0.088
030	01133-51240	BOLT	4				0.05	0.11
040	32420-44880	BUMPER	1				8.55	18.81
050	01173-51435	BOLT	4				0.056	0.1232
060	04512-60140	WASHER SPRING	4				0.006	0.0132

FRONT WHEEL DRIVE SHAFT





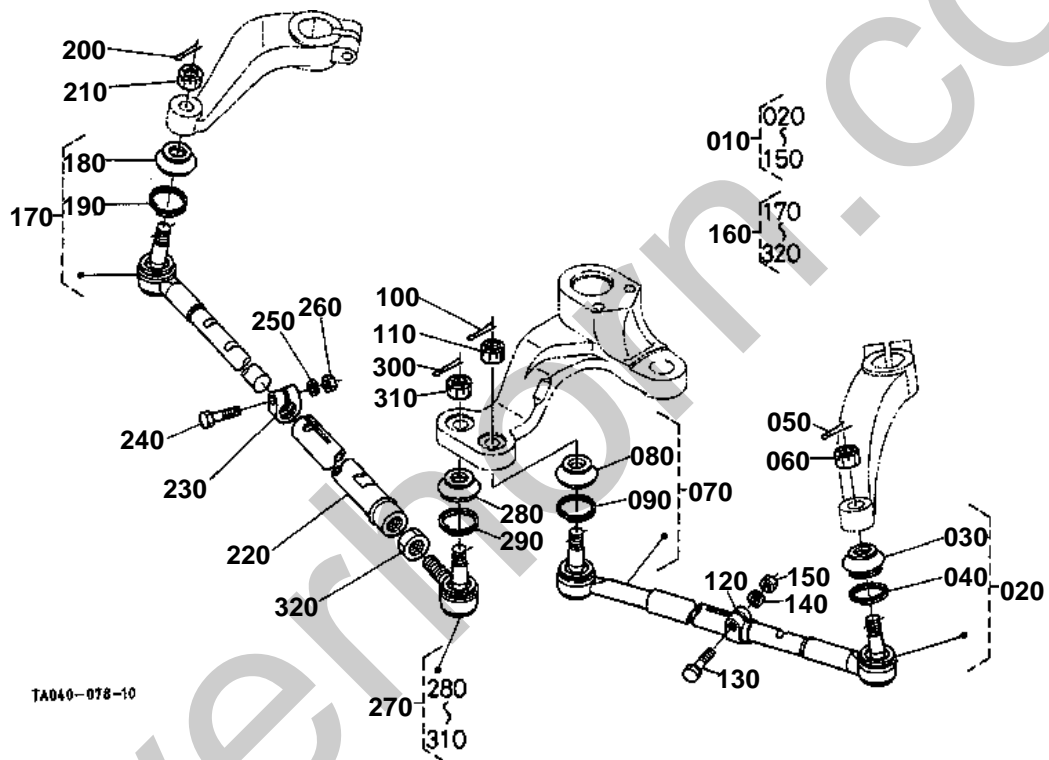
# FRONT WHEEL DRIVE SHAFT

↔ Interchangeable; ≠ not interchangeable; ← new for old; → old for new

REF.No	Part No.	Description	Q'ty	S.No.	I/C	REMARKS	Weight (kgf)	Weight (lb)
010	TA030-15210	SHAFT MID PTO	1			WITH MID-PTO	0.845	1.859
020	34070-22560	BEARING BALL	1				0.1	0.22
030	37410-57190	BEARING BALL	1				0.14	0.308

Silverhorn.CO.UK

STEERING LINKAGE [2WD]



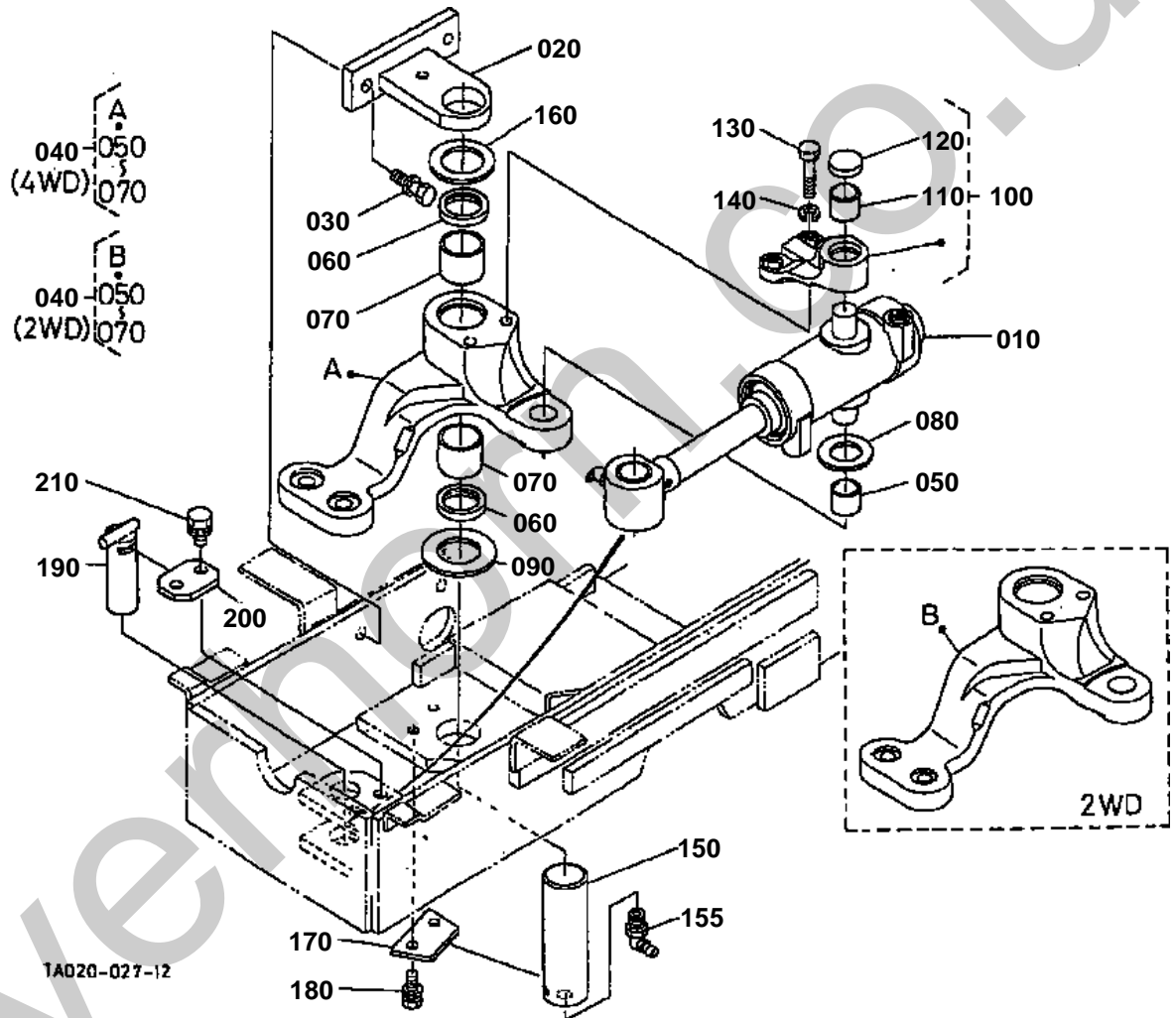
**STEERING LINKAGE [2WD]**

↔ Interchangeable; ≠ not interchangeable; ← new for old; → old for new

REF.No	Part No.	Description	Q'ty	S.No.	I/C	REMARKS	Weight (kgf)	Weight (lb)
010	32420-12400	ASSY ROD TIE LH	1				2	4.4
020	32430-12410	COMP.ROD TIE	1				0.855	1.881
030	38240-12650	COVER DUST	1				0.01	0.022
040	38240-12660	CLIP	1				0.005	0.011
050	05511-50325	PIN SPLIT	1				0.002	0.0044
060	38240-12830	NUT	1				0.008	0.0176
070	32420-12450	ROD TIE LH	1				1.07	2.354
080	38240-12650	COVER DUST	1				0.01	0.022
090	38240-12660	CLIP	1				0.005	0.011
100	05511-50325	PIN SPLIT	1				0.002	0.0044
110	38240-12830	NUT	1				0.008	0.0176
120	33251-62860	CLAMP TIE ROD	1				0.078	0.1716
130	38430-12560	BOLT	1				0.35	0.77
140	04512-60100	WASHER SPRING	1				0.002	0.0044
150	02176-50100	NUT	1				0.005	0.011
160	32420-12500	ASSY ROD TIE RH	1	<=10235			1.82	4.004
160	TA020-12500	ASSY ROD TIE RH	1	>=10236	←		1.78	3.916
170	32430-12410	COMP.ROD TIE	1				0.855	1.881
180	38240-12650	COVER DUST	1				0.01	0.022
190	38240-12660	CLIP	1				0.005	0.011
200	05511-50325	PIN SPLIT	1				0.002	0.0044
210	38240-12830	NUT	1				0.008	0.0176
220	32420-12520	ROD TIE OUTER	1	<=10235			0.58	1.276
220	TA020-12520	ROD TIE OUTER	1	>=10236	←		0.5	1.1
230	33251-62860	CLAMP TIE ROD	1				0.078	0.1716
240	38430-12560	BOLT	1				0.35	0.77
250	04512-60100	WASHER SPRING	1				0.002	0.0044
260	02176-50100	NUT	1				0.005	0.011
270	38440-44780	ASSY END TIE ROD RH	1				0.322	0.7084
280	38240-12650	COVER DUST	1				0.01	0.022
290	38240-12660	CLIP	1				0.005	0.011
300	05511-50325	PIN SPLIT	1				0.002	0.0044
310	38240-12830	NUT	1				0.008	0.0176
320	02172-50160	NUT	1				0.017	0.0374



STEERING CYLINDER

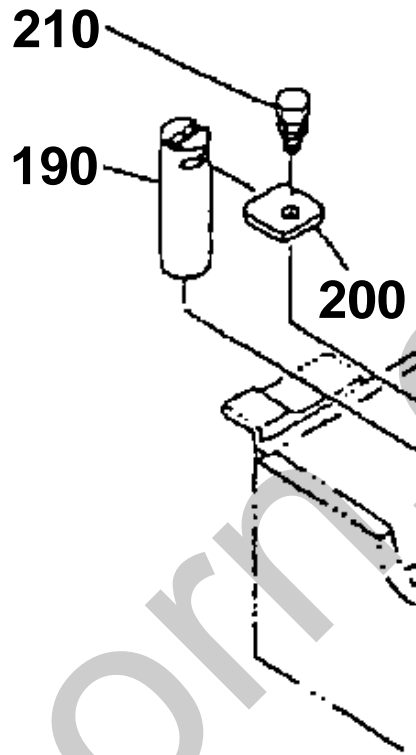


STEERING CYLINDER


190 TA040-1712-2

200 TA040-1718-0

210 01123-51016



170 TA040-1726-0



TA040-901-10

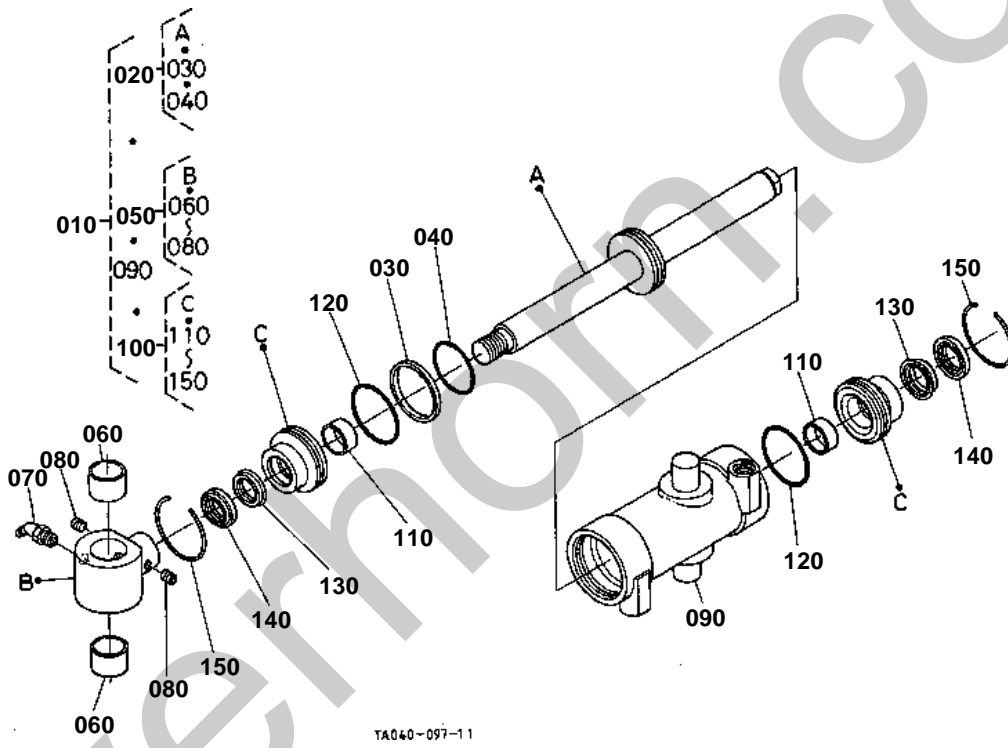


# STEERING CYLINDER

↔ Interchangeable; ≠ not interchangeable; ← new for old; → old for new

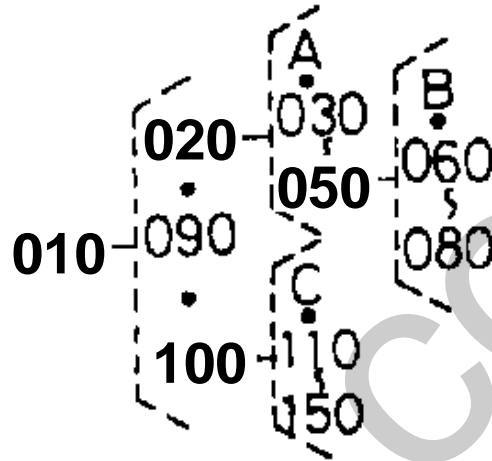
REF.No	Part No.	Description	Q'ty	S.No.	I/C	REMARKS	Weight (kgf)	Weight (lb)
010	TA040-37800	ASSY CYLINDER STRG.	1	<=10329		REFER TO L.No.0F03-R0 FOR COMPONENTS. REFER TO L.No.0F03-R0 FOR COMPONENTS.	0	0
010	TA040-37803	ASSY CYLINDER STRG.	1	>=10330	←		4.85	10.67
020	TA040-14310	SUPPORT SHAFT	1				1.15	2.53
030	01133-51235	BOLT	2				0.05	0.11
040	TA040-11130	ASSY ARM PITMAN	1	<=11609			0	0
040	TA040-11132	ASSY ARM PITMAN	1	>=11610	←		4.9	10.78
050	08511-02420	BUSH	1				0.018	0.0396
060	38240-13160	SEAL OIL	2				0.005	0.011
070	08511-04030	BUSH	2	<=11609			0.06	0.132
070	52200-22430	BUSH	2	>=11610	≠		0.05	0.11
080	TA040-17200	WASHER	1				0.01	0.022
090	TA040-17210	WASHER	1				0.03	0.066
100	TA040-17100	ASSY ARM PITMAN	1	<=11625			0.65	1.43
100	TA140-17100	ASSY ARM PITMAN	1	>=11626	←		0.6	1.32
110	08511-02420	BUSH	1				0.018	0.0396
120	69331-11160	PLUG	1				0.008	0.0176
130	TA040-17190	BOLT REAMER	2				0.035	0.077
140	04512-60100	WASHER SPRING	2				0.002	0.0044
150	TA040-17160	SHAFT PITMAN ARM	1	<=11609			1.33	2.926
150	TA040-17162	SHAFT PITMAN ARM	1	>=11610	←		1.33	2.926
155	06616-25010	NIPPLE GREASE	1	>=11610			0.008	0.0176
160	TA040-17250	WASHER	1				0.016	0.0352
170	TA040-17260	PLATE SHAFT	1	<=10905			0	0
170	TA040-17262	PLATE SHAFT	1	>=10906	←		0.08	0.176
170	TA040-98620	PLATE SHAFT	1			OPTION	0.08	0.176
180	01133-51025	BOLT	2				0.023	0.0506
190	TA040-17170	SHAFT ROD END	1	<=10002			0	0
190	TA040-17172	SHAFT ROD END	1	>=10003	←		0	0
190	TA040-17173	SHAFT ROD END	1	>=10698	←		0.4	0.88
200	TA040-17180	PLATE ROD END	1	<=10697			0.031	0.0682
200	TA040-17150	PLATE ROD END	1	>=10698	≠		0.055	0.121
210	01123-51016	BOLT	1	<=10697			0.03	0.066
210	01123-51016	BOLT	2	>=10698			0.03	0.066

STEERING CYLINDER [COMPONENT PARTS]



020 TA040-3781-0

020 TA040-3781-3



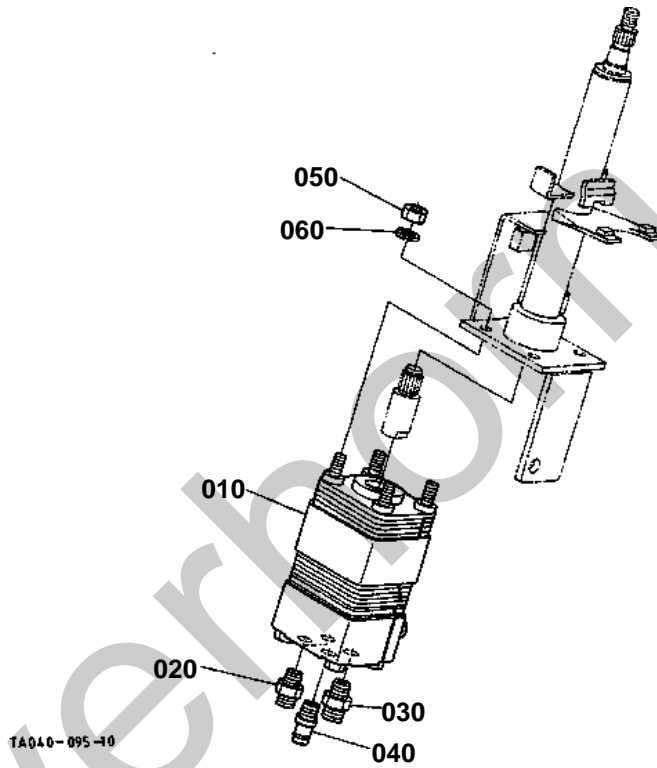
TA040-821-10



# STEERING CYLINDER [COMPONENT PARTS]

↔ Interchangeable; ≠ not interchangeable; ← new for old; → old for new

REF.No	Part No.	Description	Q'ty	S.No.	I/C	REMARKS	Weight (kgf)	Weight (lb)
010	TA040-37800	ASSY CYLINDER STRG.	1	<=10329			0	0
010	TA040-37803	ASSY CYLINDER STRG.	1	>=10330	←		4.85	10.67
020	TA040-37810	ASSY ROD	1	<=10329			0	0
020	TA040-37813	ASSY ROD	1	>=10330	←		2.3	5.06
020	TA040-37814	ASSY ROD	1	>=10520	→		1.55	3.41
030	TA040-37570	GASKET PISTON	1				0.002	0.0044
040	04811-00450	O RING	1				0.002	0.0044
050	TA040-37860	ASSY END ROD	1				0.7	1.54
060	08511-02820	BUSH	2				0.029	0.0638
070	06613-20010	NIPPLE GREASE	1				0.01	0.022
080	03653-50610	SCREW SET	2				0.001	0.0022
090	TA040-37870	TUBE CYLINDER	1	<=10129			0	0
090	TA040-37874	TUBE CYLINDER	1	>=10130	←		1.91	4.202
100	TA040-37840	ASSY COVER CYLINDER	2				0.365	0.803
110	08511-02512	BUSH	2				0.03	0.066
120	04810-50500	O RING	2				0.005	0.011
130	TA040-37560	GASKET ROD	2				0.002	0.0044
140	TA040-37580	SEAL DUST	2				0.002	0.0044
150	TA040-37880	CIR-CLIP	2				0.005	0.011





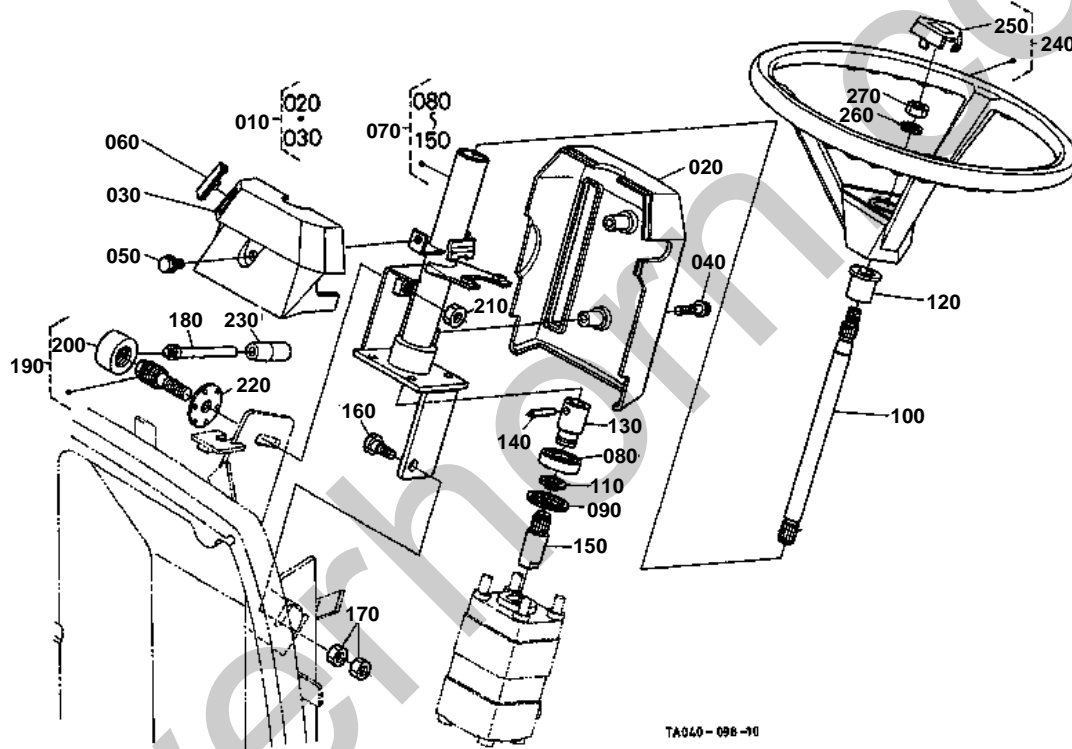
# STEERING CONTROLLER

↔ Interchangeable; ≠ not interchangeable; ← new for old; → old for new

REF.No	Part No.	Description	Q'ty	S.No.	I/C	REMARKS	Weight (kgf)	Weight (lb)
010	TA040-37100	CONTROLLER STEERING	1	<=10265			0	0
010	TA040-37102	CONTROLLER STEERING	1	>=10266	←		4.59	10.098
020	56713-28140	ADAPTER CYLINDER	2				0.03	0.066
030	56713-27220	ADAPTER	1	<=10265			0	0
030	T0120-37200	ADAPTER	1	>=10266	≠		0.055	0.121
040	31391-66810	JOINT	1				0.04	0.088
050	02156-50080	NUT	4				0.004	0.0088
060	04512-50080	WASHER SPRING	4				0.001	0.0022



STEERING HANDLE



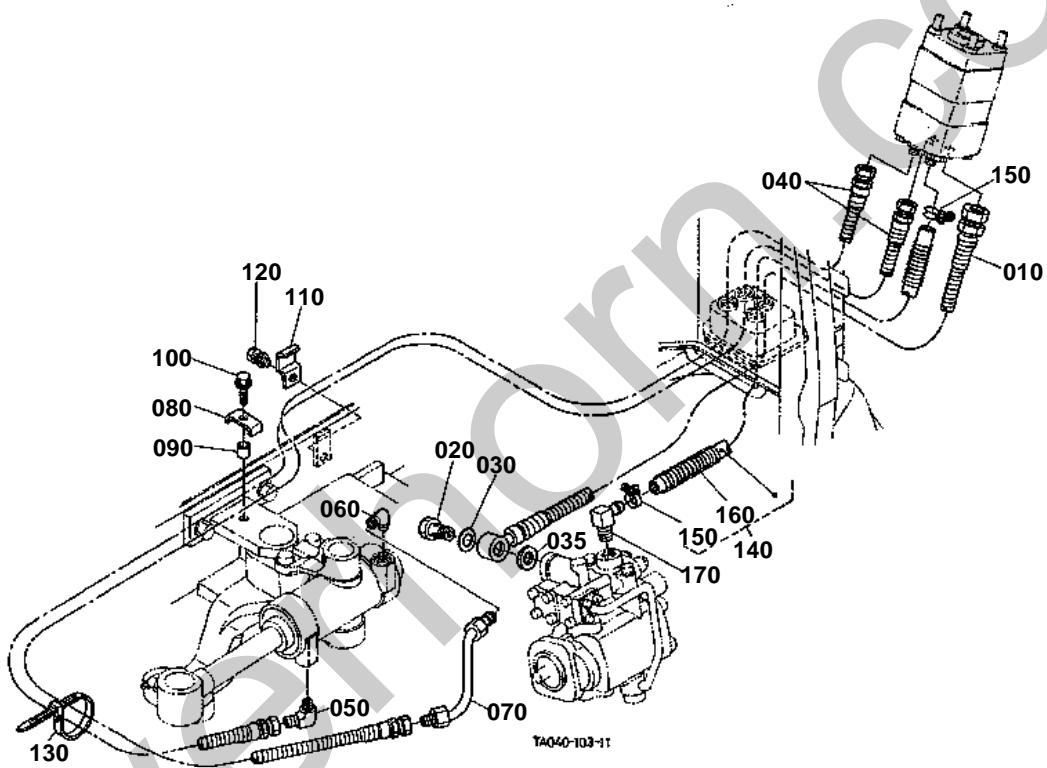


## STEERING HANDLE

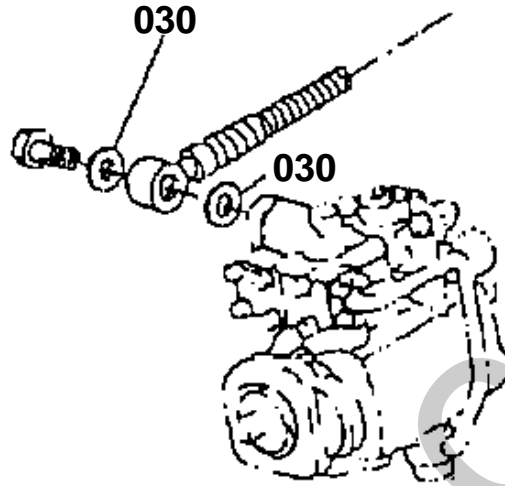
↔ Interchangeable; ≠ not interchangeable; ← new for old; → old for new

REF.No	Part No.	Description	Q'ty	S.No.	I/C	REMARKS	Weight (kgf)	Weight (lb)
010	34070-43100	COVER STEERING POST	1				0.255	0.561
020	34070-99210	COVER	1				0.175	0.385
030	34070-99220	COVER	1				0.07	0.154
040	34070-43110	BOLT FLANGE	2				0.02	0.044
050	30400-18870	BOLT FLANGE	1				0.01	0.022
060	34070-43140	COVER HANDLE POST	1				0.005	0.011
070	TA040-43600	ASSY POST STEERING	1				1.8	3.96
080	08121-06004	BEARING BALL	1				0.075	0.165
090	04611-00420	CIR CLIP INTERNAL	1				0.006	0.0132
100	TA040-43680	SHAFT JOINT	1				0.4	0.88
110	36919-30040	CIR-CLIP	1				0.001	0.0022
120	37410-41340	BUSH POST	1				0.015	0.033
130	34550-43690	COUPLING STEERING	1				0.103	0.2266
140	05411-00425	PIN SPRING	1				0.001	0.0022
150	35080-40170	SHAFT JOINT	1				0.11	0.242
160	34070-43670	BOLT	1				0.02	0.044
170	02114-50080	NUT	2				0.005	0.011
180	34070-43720	LEVER TILT	1				0.065	0.143
190	34550-43750	ASSY SHAFT SCREW	1				0.23	0.506
200	34550-43713	HOLDER TILT LEVER	1				0.15	0.33
210	02172-50120	NUT	1				0.01	0.022
220	34070-43640	HOLDER TILT	1				0.03	0.066
230	61023-41630	GRIP	1				0.015	0.033
240	31351-16063	ASSY WHEEL STEERING	1				2.4	5.28
250	31351-16082	PAD STEERING	1				0.07	0.154
260	04512-50120	WASHER SPRING	1				0.003	0.0066
270	02176-50120	NUT	1				0.01	0.022

HYDRAULIC OIL LINE (PS)



030 67111-3718-0



Silverhorn.CO.UK

TA040-902-10

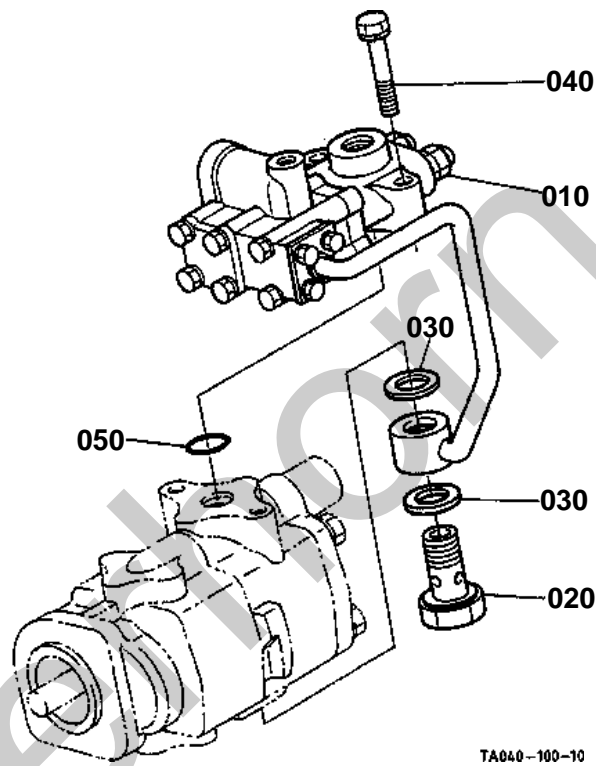


# HYDRAULIC OIL LINE (PS)

↔ Interchangeable; ≠ not interchangeable; ← new for old; → old for new

REF.No	Part No.	Description	Q'ty	S.No.	I/C	REMARKS	Weight (kgf)	Weight (lb)
010	34530-33510	HOSE DELIVERY	1				0	0
020	66591-36250	JOINT	1				0.08	0.176
030	67111-37180	GASKET	2	<=10499		T=1.0mm	0.003	0.0066
030	67111-37180	GASKET	1	>=10500	←		0.003	0.0066
035	TA040-37180	GASKET	1	>=10500		T=2.0mm	0.004	0.0088
040	TA020-33520	HOSE DELIVERY	2				0.26	0.572
050	56713-28130	ADAPTER CYLINDER	1				0.052	0.1144
060	31301-10850	JOINT	1				0	0
070	TA040-33560	COMP.PIPE POWER STRG	1	<=11625			0.095	0.209
070	TA040-33563	COMP.PIPE POWER STRG	1	>=11626	←		0.095	0.209
080	TA040-33280	HOLDER HOSE	1				0.019	0.0418
090	TA040-33290	COLLAR	1				0.005	0.011
100	01754-50830	BOLT FLANGE	1				0.01	0.022
110	TA040-33300	HOLDER HOSE	1				0.027	0.0594
120	01123-60814	BOLT	1				0.008	0.0176
130	55311-41260	BAND CORD	1				0.007	0.0154
140	34030-33530	ASSY HOSE RETURN	1				0.29	0.638
150	15109-73360	BAND PIPE	2				0.01	0.022
160	31351-45330	SPRING PROTECTOR	1				0.055	0.121
170	34070-36910	JOINT	1				0.07	0.154

REGULATOR VALVE



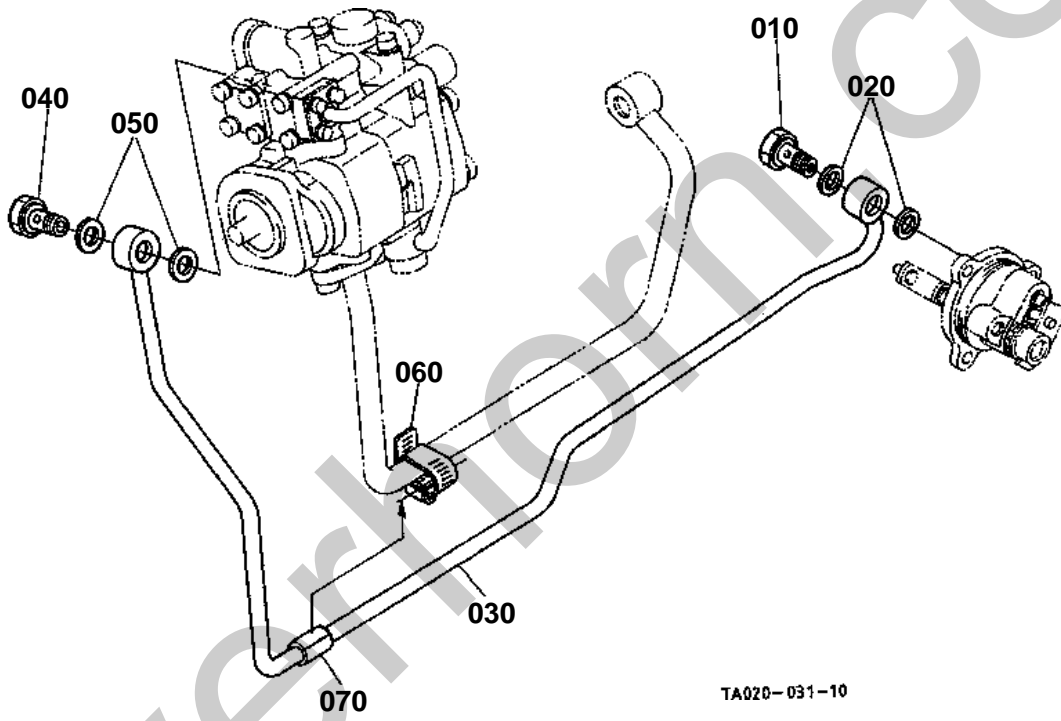
TA040-100-10



# REGULATOR VALVE

↔ Interchangeable; ≠ not interchangeable; ← new for old; → old for new

REF.No	Part No.	Description	Q'ty	S.No.	I/C	REMARKS	Weight (kgf)	Weight (lb)
010	TA040-66010	ASSY VALVE REGULATOR	1				1.73	3.806
020	66591-36250	JOINT	1				0.08	0.176
030	67111-37180	GASKET	2				0.003	0.0066
040	01123-50845	BOLT	2				0.02	0.044
050	04811-00200	O RING	1				0.001	0.0022



TA020-031-10



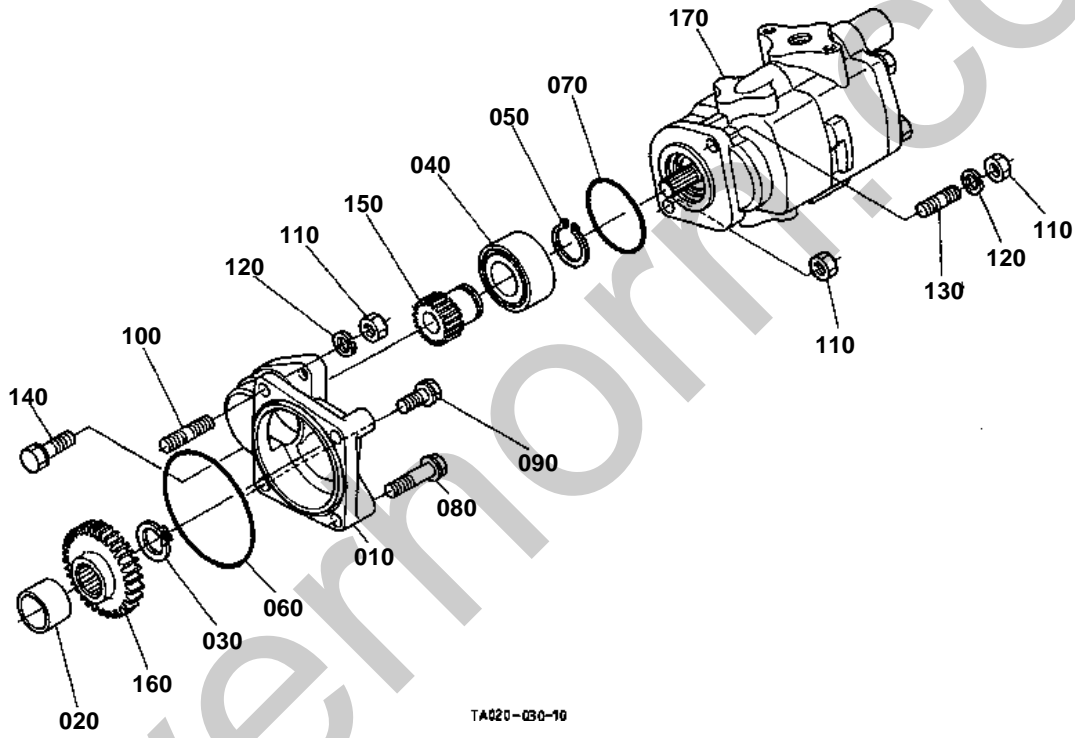


PTO HYDRAULIC OIL LINE [WITH IND-PTO] [MANUAL T/M TYPE]

↔ Interchangeable; ≠ not interchangeable; ← new for old; → old for new

REF.No	Part No.	Description	Q'ty	S.No.	I/C	REMARKS	Weight (kgf)	Weight (lb)
010	TA040-69400	ASSY BOLT ORIFICE	1	≤10202			0	0
010	TA040-69402	ASSY BOLT ORIFICE	1	≥10203	←		0.045	0.099
020	04714-00200	GASKET	2				0.002	0.0044
030	TA020-69930	COMP.PIPE I-PTO	1				0.29	0.638
040	34076-66590	BOLT JOINT	1				0.05	0.11
050	04714-00200	GASKET	2				0.002	0.0044
060	67955-36230	CLAMP	1				0.023	0.0506
070	31351-45270	PIPE RUBBER	1				0.005	0.011

HYDRAULIC PUMP

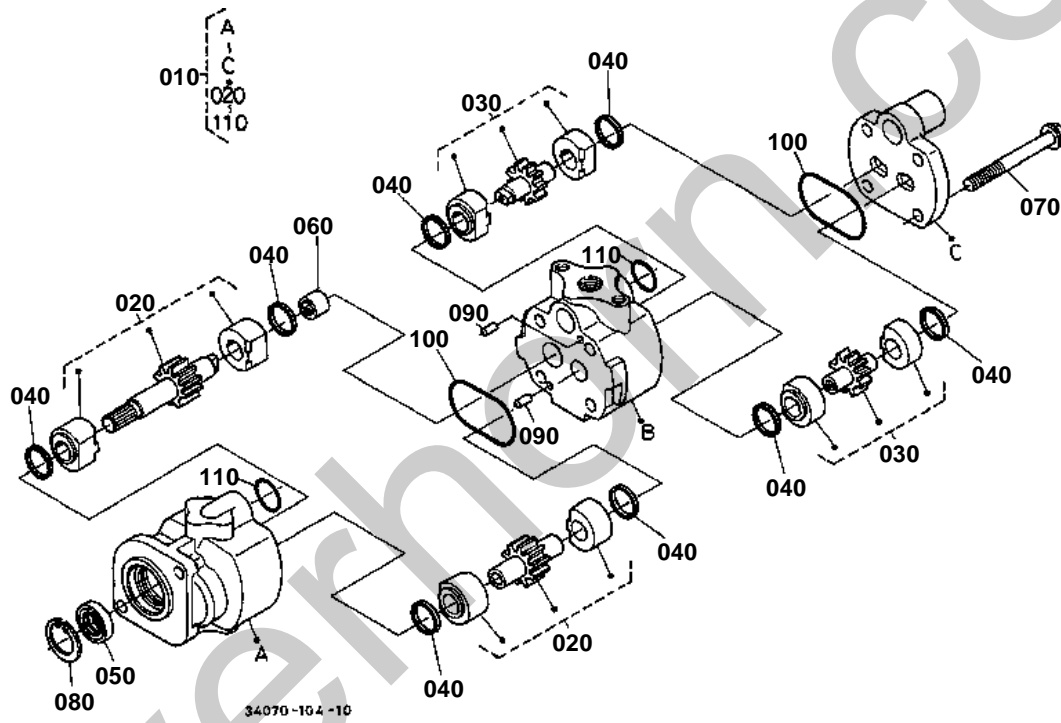


**HYDRAULIC PUMP**

↔ Interchangeable; ≠ not interchangeable; ← new for old; → old for new

REF.No	Part No.	Description	Q'ty	S.No.	I/C	REMARKS	Weight (kgf)	Weight (lb)
010	34070-33610	HOLDER PUMP	1				0.375	0.825
020	34150-37820	COLLAR	1				0.05	0.11
030	04612-00250	CIRCLIP EXTERNAL	1				0.002	0.0044
040	08241-05205	BEARING BALL	1				0.177	0.3894
050	04612-00250	CIRCLIP EXTERNAL	1				0.002	0.0044
060	04811-10850	O RING	1				0.002	0.0044
070	04811-10500	O RING	1				0.001	0.0022
080	01754-50840	BOLT FLANGE	2				0.02	0.044
090	01754-50820	BOLT FLANGE	1				0.015	0.033
100	38240-36330	STUD	1				0.008	0.0176
110	02156-50080	NUT	3				0.004	0.0088
120	04512-50080	WASHER SPRING	2				0.001	0.0022
130	01513-50820	STUD	1				0	0
140	01123-50835	BOLT	1				0.02	0.044
150	32430-38630	GEAR	1			21T	0.14	0.308
160	35260-37810	GEAR HYD.PUMP DRIVE	1			47T	0.35	0.77
170	TA020-36400	ASSY PUMP HYDRAULIC	1			REFER TO L.No.0F08-L0 FOR COMPONENTS.	3.15	6.93

HYDRAULIC PUMP [COMPONENT PARTS]



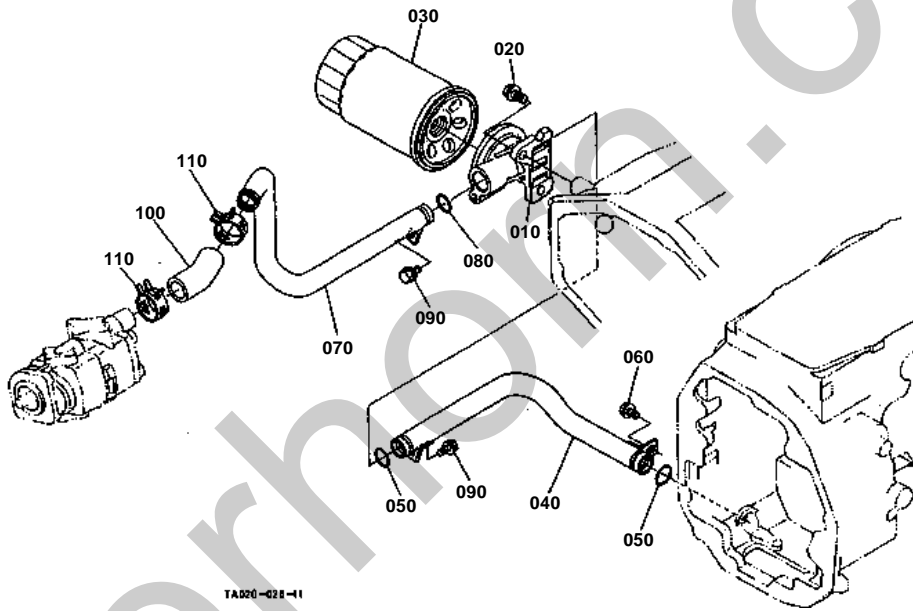


# HYDRAULIC PUMP [COMPONENT PARTS]

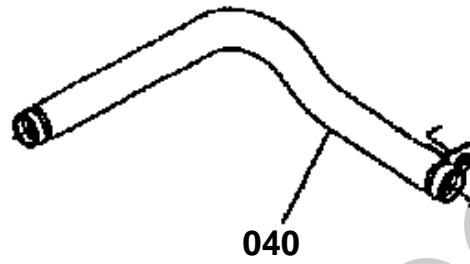
↔ Interchangeable; ≠ not interchangeable; ← new for old; → old for new

REF.No	Part No.	Description	Q'ty	S.No.	I/C	REMARKS	Weight (kgf)	Weight (lb)
010	TA020-36400	ASSY PUMP HYDRAULIC	1				3.15	6.93
020	31351-76402	COMP.GEAR HYD.PUMP	1				0.5	1.1
030	35080-76500	COMP.GEAR HYD.PUMP	1				0.29	0.638
040	38180-76172	SQUARE RING	8				0.002	0.0044
050	31381-76390	SEAL OIL	1				0.01	0.022
060	37410-76470	COUPLING	1				0.01	0.022
070	01754-51090	BOLT FLANGE	4				0.05	0.11
080	04611-00300	CIR CLIP INTERNAL	1				0.004	0.0088
090	05012-00612	PIN STRAIGHT	2				0.003	0.0066
100	04810-50550	O RING	2				0.002	0.0044
110	04811-00220	O RING	2				0.001	0.0022

HYDRAULIC OIL LINE (INLET)



040 TA040-3336-0



TA020-816-10



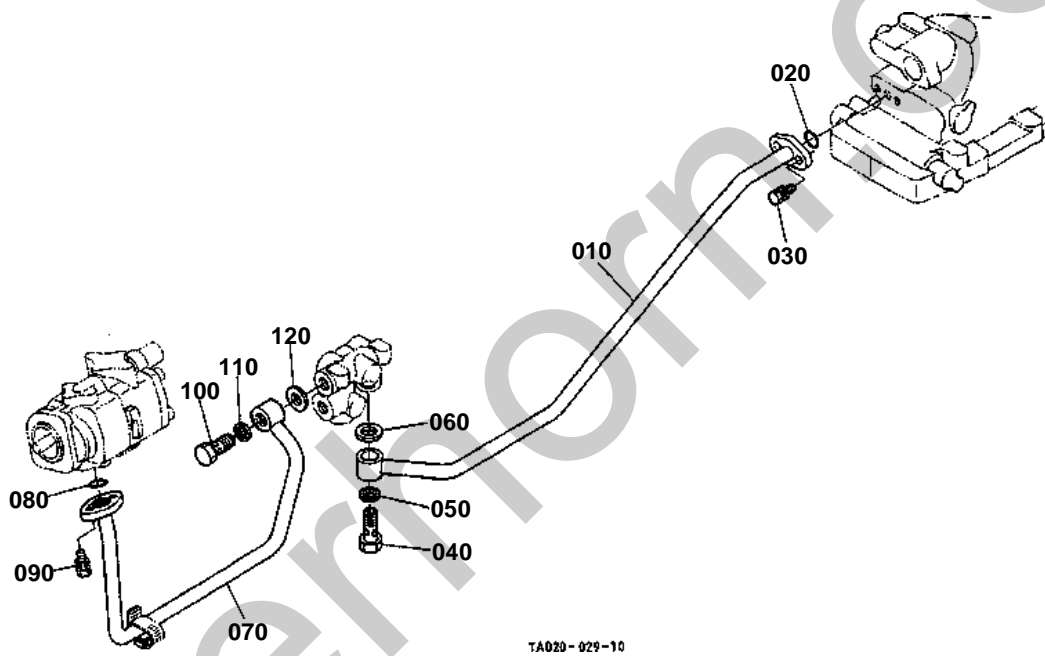
# HYDRAULIC OIL LINE (INLET)

↔ Interchangeable; ≠ not interchangeable; ← new for old; → old for new

REF.No	Part No.	Description	Q'ty	S.No.	I/C	REMARKS	Weight (kgf)	Weight (lb)
010	TA040-33210	BRACKET FILTER	1	<=11017			0	0
010	TA040-33212	BRACKET FILTER	1	>=11018	←		0.525	1.155
020	01774-61020	BOLT FLANGE	2				0.022	0.0484
030	34680-37710	CARTRIDGE OIL FILTER	1				0	0
040	TA040-33310	PIPE INLET	1	<=11017			0	0
040	TA040-33312	PIPE INLET	1	>=11018	←	NON SALE	0	0
040	TA040-33360	PIPE INLET	1	>=11050	≠		0	0
040	TA040-33362	PIPE INLET	1	>=11434	←		0.42	0.924
050	04810-07230	O RING	2				0.001	0.0022
060	01754-50812	BOLT FLANGE	1				0.01	0.022
070	TA040-33320	PIPE INLET	1				0.46	1.012
080	04810-07230	O RING	1				0.001	0.0022
090	01754-50816	BOLT FLANGE	1	<=11017			0.011	0.0242
090	01754-50816	BOLT FLANGE	2	>=11018			0.011	0.0242
100	TA020-33340	HOSE INLET	1				0.065	0.143
110	31351-38180	BAND PIPE	2				0.02	0.044



HYDRAULIC OIL LINE (DELIVERY)



TA020-029-10

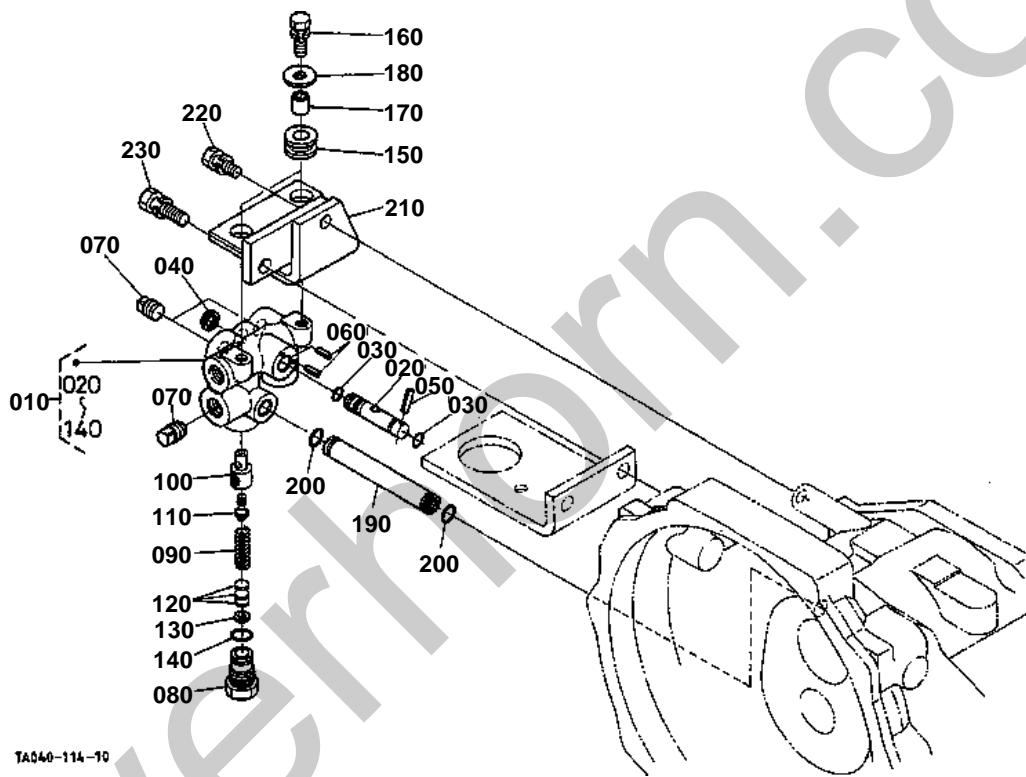


# HYDRAULIC OIL LINE (DELIVERY)

↔ Interchangeable; ≠ not interchangeable; ← new for old; → old for new

REF.No	Part No.	Description	Q'ty	S.No.	I/C	REMARKS	Weight (kgf)	Weight (lb)
010	TA040-33410	COMP.PIPE DELIVERY	1				0	0
020	04810-00180	O RING	1				0.001	0.0022
030	01123-50820	BOLT	2				0.011	0.0242
040	66591-36250	JOINT	1				0.08	0.176
050	67111-37180	GASKET	1				0.003	0.0066
060	67401-36720	GASKET	1				0.005	0.011
070	TA020-33420	COMP.PIPE DELIVERY	1				0	0
080	04810-00180	O RING	1				0.001	0.0022
090	01123-50820	BOLT	2				0.011	0.0242
100	66591-36250	JOINT	1				0.08	0.176
110	67111-37180	GASKET	1				0.003	0.0066
120	67401-36720	GASKET	1				0.005	0.011

HYDRAULIC OUTLET BLOCK



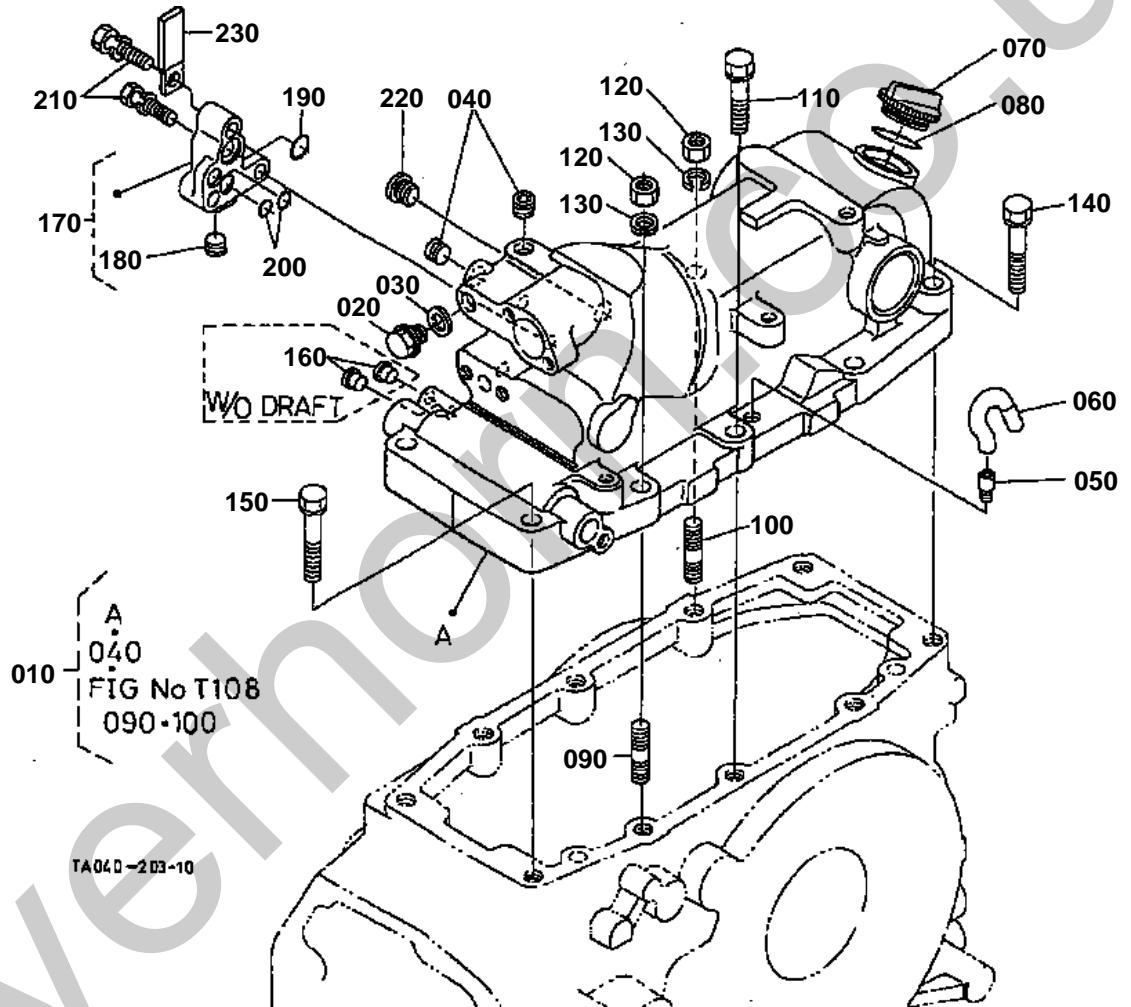


# HYDRAULIC OUTLET BLOCK

↔ Interchangeable; ≠ not interchangeable; ← new for old; → old for new

REF.No	Part No.	Description	Q'ty	S.No.	I/C	REMARKS	Weight (kgf)	Weight (lb)
010	TA040-37500	ASSY BLOCK FRONT HYD	1				1.545	3.399
020	TA040-37520	SPOOL	1				0.067	0.1474
030	04810-06100	O RING	2				0.001	0.0022
040	04612-00140	CIRCLIP EXTERNAL	1				0.001	0.0022
050	05411-00320	PIN SPRING	1				0.001	0.0022
060	05411-00310	PIN SPRING	2				0.001	0.0022
070	06312-10030	PLUG	3				0.029	0.0638
080	31351-37910	PLUG	1				0.06	0.132
090	31351-37920	SPRING RELIEF	1				0.02	0.044
100	31351-37930	SEAT RELIEF VALVE	1				0.02	0.044
110	31351-37940	POPPET	1				0.005	0.011
120	31351-37950	SHIM	5			0.40MM	0.001	0.0022
120	31351-37960	SHIM	2			0.20MM	0.001	0.0022
120	31351-37970	SHIM	2			0.10MM	0.001	0.0022
130	04013-60050	WASHER PLAIN	2				0.001	0.0022
140	04811-10160	O RING	1				0.001	0.0022
150	TA040-37590	CUSHION	2				0.006	0.0132
160	01123-50828	BOLT	2				0.014	0.0308
170	TA040-37600	COLLAR	2				0.009	0.0198
180	04015-60080	WASHER PLAIN	2				0.01	0.022
190	TA040-37550	PIPE RETURN	1				0.052	0.1144
200	04811-00110	O RING	2				0.001	0.0022
210	TA040-37540	STAY HYD.BLOCK	1	≤10265			0	0
210	TA040-37544	STAY HYD.BLOCK	1	≥10266	←		1.175	2.585
220	01133-51035	BOLT	1				0.03	0.066
230	01133-51240	BOLT	1				0.05	0.11

HYDRAULIC CYLINDER



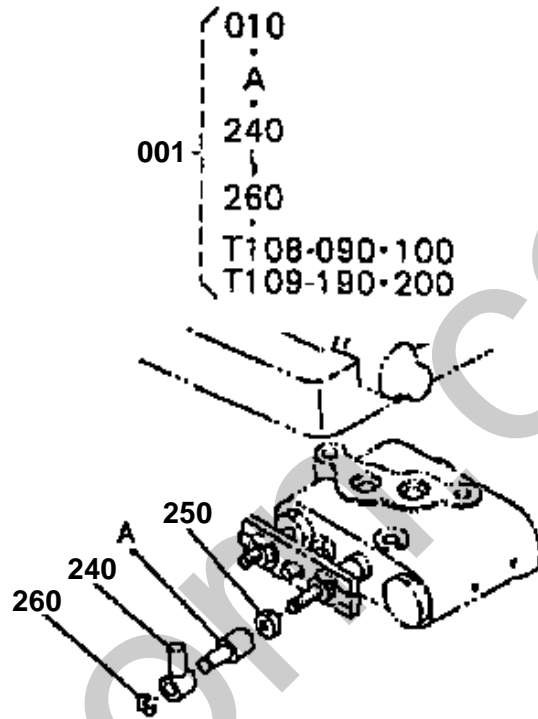
HYDRAULIC CYLINDER

001 TA040-3413-0

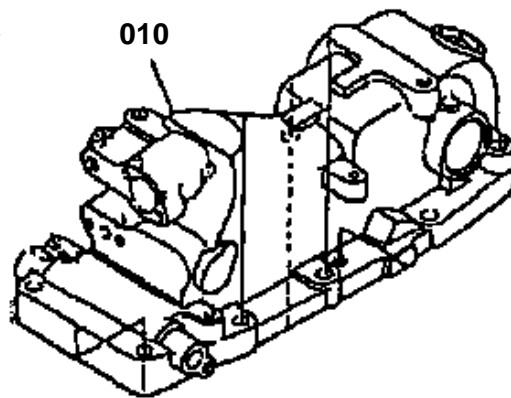
240 TA040-3642-0

250 02112-50080

260 04613-50060



010 TA040-3411-4



TA040-895-10

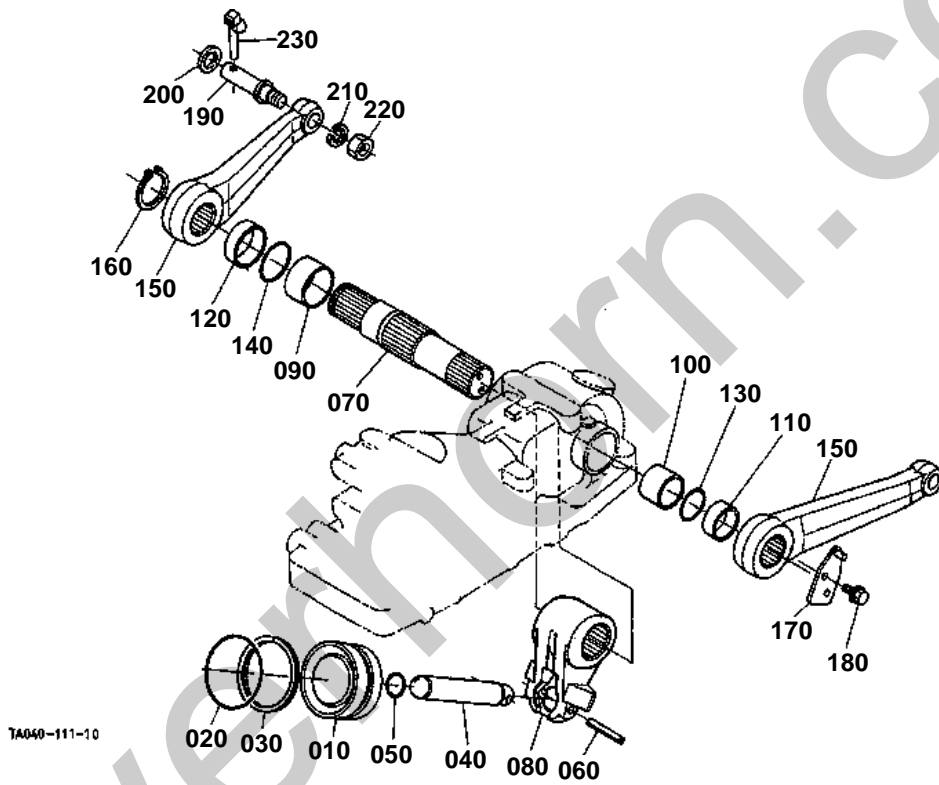


HYDRAULIC CYLINDER

↔ Interchangeable; ≠ not interchangeable; ← new for old; → old for new

REF.No	Part No.	Description	Q'ty	S.No.	I/C	REMARKS	Weight (kgf)	Weight (lb)
001	TA040-34130	ASSY CASE HYD.CYLIND	1	<=11049		NOT SALE	0	0
010	TA040-34110	CASE HYD.CYLINDER	1	<=11049			21.3	46.86
010	TA040-34114	CASE HYD.CYLINDER	1	>=11050	←		21.3	46.86
010	TA150-99350	ASSY CASE HYD.CYLIND	1		←		0	0
020	37150-36730	PLUG	1				0.03	0.066
030	37150-36720	GASKET	1				0.01	0.022
040	31351-37150	PLUG	2				0.007	0.0154
050	36200-21610	BREATHER	1				0.008	0.0176
060	31351-37140	BREATHER	1				0.01	0.022
070	38240-21410	PLUG	1				0.015	0.033
080	04811-50300	O RING	1				0.001	0.0022
090	34070-34810	STUD	1				0	0
100	01574-51245	STUD	1				0.051	0.1122
110	01133-51245	BOLT	4				0.055	0.121
120	02176-50120	NUT	2				0.01	0.022
130	04512-50120	WASHER SPRING	2				0.003	0.0066
140	01133-51260	BOLT	2				0.06	0.132
150	01133-51255	BOLT	2				0.08	0.176
160	66591-51130	PLUG	2			W/O DRAFT	0.001	0.0022
170	TA040-36620	ASSY COVER CYLINDER	1				0.3	0.66
180	31351-37150	PLUG	1				0.007	0.0154
190	04810-00140	O RING	1				0.001	0.0022
200	04810-00100	O RING	2				0.001	0.0022
210	01123-50835	BOLT	3				0.02	0.044
220	TA040-36650	PLUG	1				0.005	0.011
230	13816-67580	CLAMP CORD	1				0.004	0.0088
240	TA040-36420	JOINT SPOOL	1	<=11049			0.022	0.0484
250	02112-50080	NUT	1	<=11049			0.003	0.0066
260	04613-50060	CIRCLIP EXTERNAL	1	<=11049			0.001	0.0022

LIFT ARM





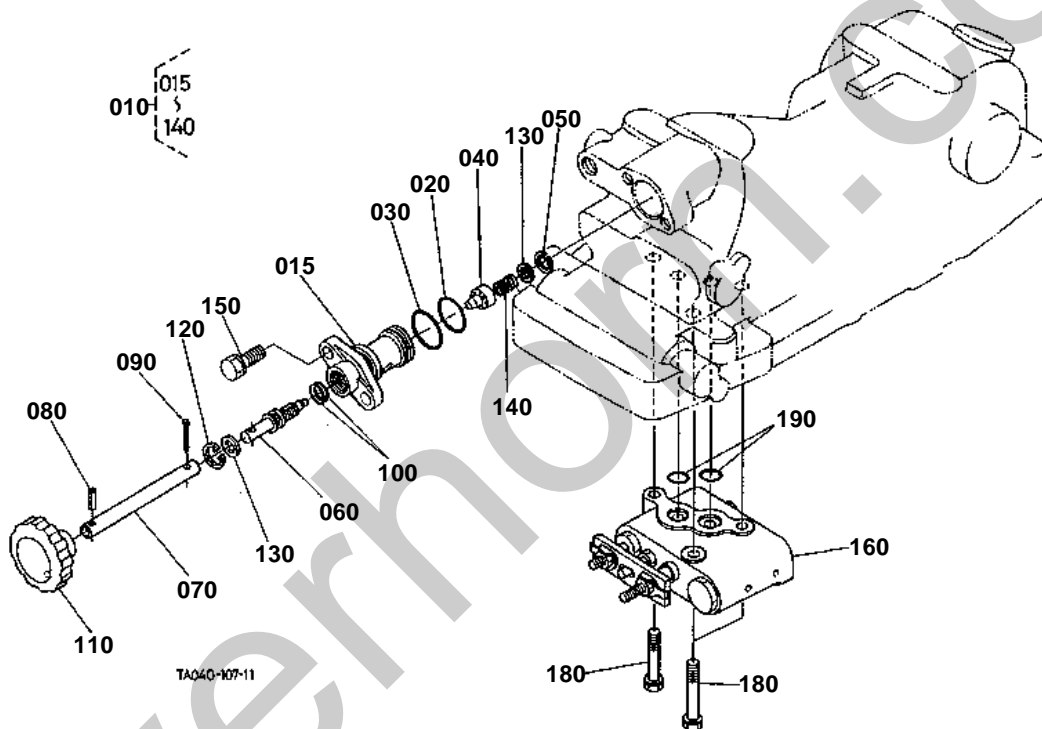


LIFT ARM

↔ Interchangeable; ≠ not interchangeable; ← new for old; → old for new

REF.No	Part No.	Description	Q'ty	S.No.	I/C	REMARKS	Weight (kgf)	Weight (lb)
010	34070-34210	PISTON HYD.	1				0	0
020	04810-00800	O RING	1				0.009	0.0198
030	31391-37330	RING BACK UP	1				0.005	0.011
040	31351-37320	ROD HYD.	1				0.605	1.331
050	04810-00240	O RING	1				0.001	0.0022
060	05411-00656	PIN SPRING	1				0.006	0.0132
070	31321-37430	SHAFT HYD.ARM	1				2.22	4.884
080	TA040-34230	ARM HYDRAULIC	1				0	0
090	31321-37450	BUSH	1	≤10217			0.09	0.198
090	30400-37450	BUSH	1	≥10218	←		0.09	0.198
100	34150-37460	BUSH	1	≤10217			0.062	0.1364
100	30400-37460	BUSH	1	≥10218	←		0.065	0.143
110	34150-37490	COLLAR	1				0.002	0.0044
120	34150-37480	COLLAR	1				0.005	0.011
130	04811-06400	O RING	1				0.001	0.0022
140	04811-50450	O RING	1				0.002	0.0044
150	TA040-34610	ARM LIFT	2				2.22	4.884
160	04612-00400	CIRCLIP EXTERNAL	1				0.005	0.011
170	31351-37720	LINK CONTROL	1				0	0
180	01754-50812	BOLT FLANGE	2				0.01	0.022
190	30442-37690	PIN LIFT ROD	2				0.205	0.451
200	04011-50180	WASHER PLAIN	2				0.012	0.0264
210	04512-60160	WASHER SPRING	2				0.01	0.022
220	02174-50160	NUT	2				0.022	0.0484
230	34150-37640	PIN SET	2				0.06	0.132

CONTROL VALVE



CONTROL VALVE

---

160 31351-3960-0

180 TA040-3640-0

200 31351-3970-0

200 { 160  
·  
180

Silverhorn.CO.UK

TA020-819-10

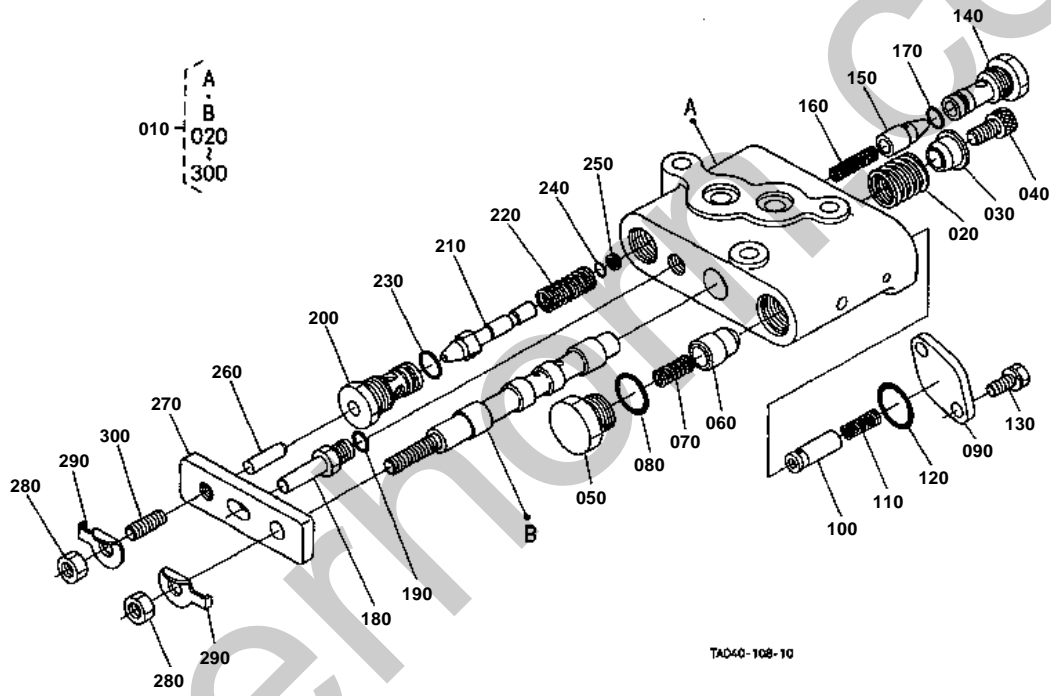


# CONTROL VALVE

↔ Interchangeable; ≠ not interchangeable; ← new for old; → old for new

REF.No	Part No.	Description	Q'ty	S.No.	I/C	REMARKS	Weight (kgf)	Weight (lb)
010	TA040-34500	ASSY VALVE	1				0.215	0.473
015	31351-37210	COVER CYL.FRONT	1				0.315	0.693
020	04810-00220	O RING	1				0.001	0.0022
030	04810-06250	O RING	1				0.001	0.0022
040	38240-37250	COLLAR ADJUSTING	1				0.01	0.022
050	04611-00160	CIR CLIP INTERNAL	1				0.001	0.0022
060	T0070-34510	SHAFT	1				0.04	0.088
070	TA040-34570	PIPE	1				0.035	0.077
080	05411-00414	PIN SPRING	1				0.001	0.0022
090	05511-50425	PIN SPLIT	1				0.003	0.0066
100	04810-00100	O RING	2				0.001	0.0022
110	T0070-34560	GRIP	1				0.011	0.0242
120	34150-37260	CIR CLIP INTERNAL	1				0.001	0.0022
130	04012-50080	WASHER PLAIN	2				0.001	0.0022
140	30812-37360	SPRING	1				0.005	0.011
150	01123-50825	BOLT	2				0.013	0.0286
160	31351-39600	VALVE CONTROL	1	≤11049		REFER TO L.No.0F11-R0 FOR COMPONENTS.	1.95	4.29
160	31351-39603	VALVE CONTROL	1	≥11050	←	REFER TO L.No.0F11-R0 FOR COMPONENTS.	1.9	4.18
180	01123-50850	BOLT	3	≤11049			0.02	0.044
180	TA040-36400	BOLT	3	≥11050	←		0.02	0.044
190	04810-00120	O RING	2				0.001	0.0022
200	31351-39700	ASSY VALVE CTR AND B	1	≤11049		SERVICE PARTS	1.9	4.18

CONTROL VALVE [COMPONENT PARTS]

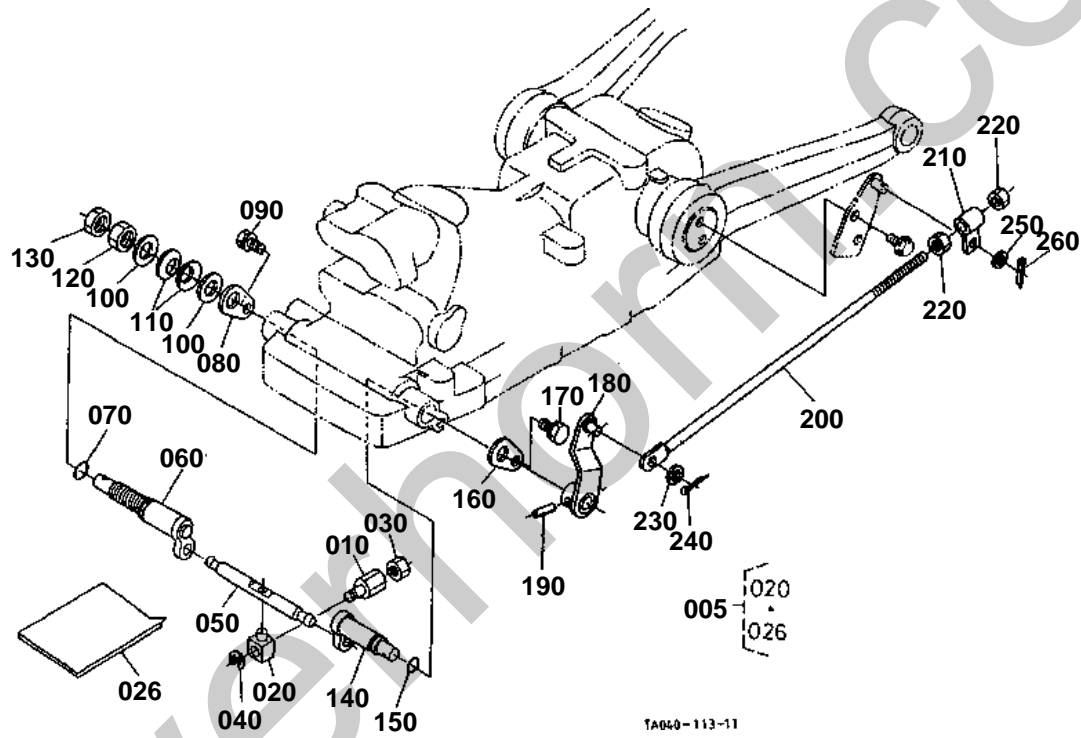


**CONTROL VALVE [COMPONENT PARTS]**

↔ Interchangeable; ≠ not interchangeable; ← new for old; → old for new

REF.No	Part No.	Description	Q'ty	S.No.	I/C	REMARKS	Weight (kgf)	Weight (lb)
010	31351-39600	VALVE CONTROL	1	≤11049			1.95	4.29
010	31351-39603	VALVE CONTROL	1	≥11050	←		1.9	4.18
020	31351-39630	SPRING SPOOL	1				0.02	0.044
030	31351-39640	HOLDER SPRING	1				0.02	0.044
040	01311-10814	BOLT HEX-SOC-HD	1				0.012	0.0264
050	31351-39650	PLUG	1				0.04	0.088
060	31351-39150	POPPET	1				0.02	0.044
070	67531-38470	SPRING	1				0.001	0.0022
080	04811-00140	O RING	1				0.001	0.0022
090	31351-39660	PLATE	1				0.05	0.11
100	31351-39670	POPPET	1				0.01	0.022
110	31351-39680	SPRING	1				0.01	0.022
120	04811-00160	O RING	1				0.001	0.0022
130	01023-50614	BOLT	2				0.005	0.011
140	31351-39690	PLUG	1				0.05	0.11
150	31391-39180	POPPET	1				0.015	0.033
160	31391-39190	SPRING	1				0.001	0.0022
170	04810-00090	O RING	1				0.001	0.0022
180	31351-39720	PIN FULCRUM	1				0.025	0.055
190	04811-00080	O RING	1				0.001	0.0022
200	31351-39730	PLUG	1				0.05	0.11
210	31351-39180	POPPET	1				0.025	0.055
220	31351-39190	SPRING	1				0.008	0.0176
230	04810-06100	O RING	1				0.001	0.0022
240	04811-00050	O RING	1				0.001	0.0022
250	31351-39290	RING BACK UP	1				0.001	0.0022
260	31351-39740	RETAINER ROD	1				0.005	0.011
270	31351-39750	PLATE JOINT	1				0.05	0.11
280	02156-50080	NUT	2				0.004	0.0088
290	04111-50080	WASHER	2				0.001	0.0022
300	03650-50816	SCREW SET	1				0.01	0.022

FEED BACK LEVER





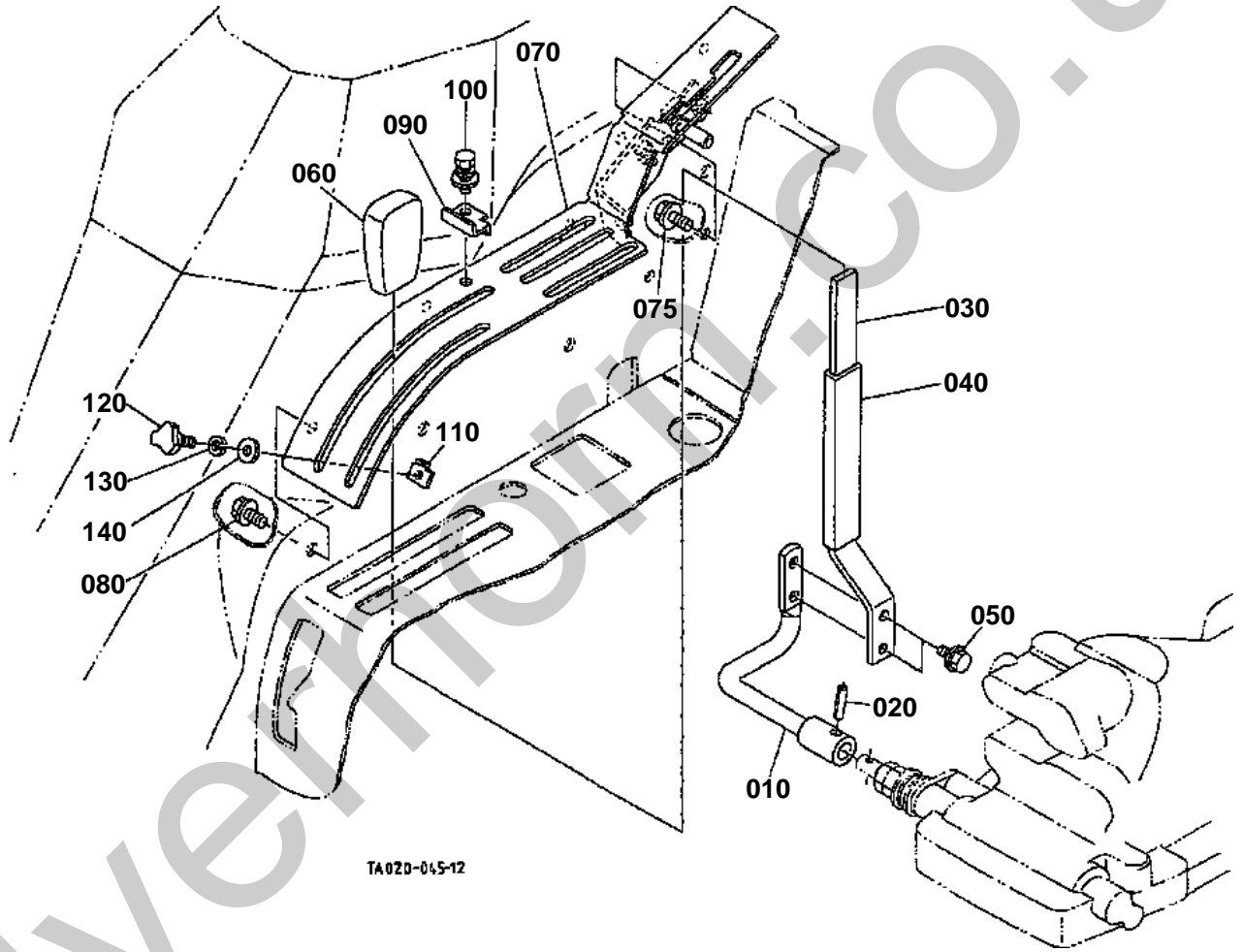
# FEED BACK LEVER

↔ Interchangeable; ≠ not interchangeable; ← new for old; → old for new

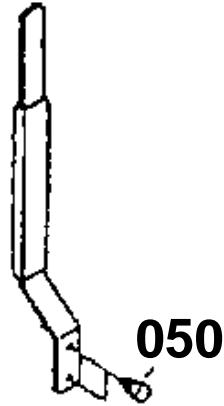
REF.No	Part No.	Description	Q'ty	S.No.	I/C	REMARKS	Weight (kgf)	Weight (lb)
005	TA040-99800	ASSY JOINT	1			SERVICE PARTS	0.019	0.0418
010	67531-38280	JOINT SPOOL	1				0.17	0.374
020	37150-36420	JOINT SPOOL	1				0.02	0.044
020	TA040-99810	JOINT SPOOL	1			ORDER BY REF.No.005	0.016	0.0352
026	TA040-99820	MANUAL	1			ORDER BY REF.No.005	0.003	0.0066
030	02112-50080	NUT	1				0.003	0.0066
040	04613-00060	CIRCLIP EXTERNAL	1				0	0
050	31351-37640	LEVER SPOOL DRIVE	1				0.05	0.11
060	31351-37650	ARM CONTROL	1				0.16	0.352
070	04811-00140	O RING	1				0.001	0.0022
080	31351-37660	SET PLATE	1				0.01	0.022
090	01123-50816	BOLT	1				0.011	0.0242
100	04013-50140	WASHER PLAIN	2				0	0
110	34260-36880	SPRING PLATE	2				0.006	0.0132
120	02174-50140	NUT	1				0.014	0.0308
130	02172-50140	NUT	1				0.01	0.022
140	31351-37750	SHAFT BACK LEVER	1				0.1	0.22
150	04811-00120	O RING	1				0.001	0.0022
160	38240-36890	SET PLATE	1				0.013	0.0286
170	01123-50816	BOLT	1				0.011	0.0242
180	31351-37760	LEVER FEED BACK	1				0.08	0.176
190	05411-00525	PIN SPRING	1				0.002	0.0044
200	31321-37770	ROD FEEDBACK	1				0.12	0.264
210	31351-37780	ROD CONTROL	1				0.03	0.066
220	02114-50080	NUT	2				0.005	0.011
230	04013-50080	WASHER PLAIN	1				0.003	0.0066
240	05511-50218	PIN SPLIT	1				0.001	0.0022
250	04013-50080	WASHER PLAIN	1				0.003	0.0066
260	05511-50215	PIN SPLIT	1				0.001	0.0022



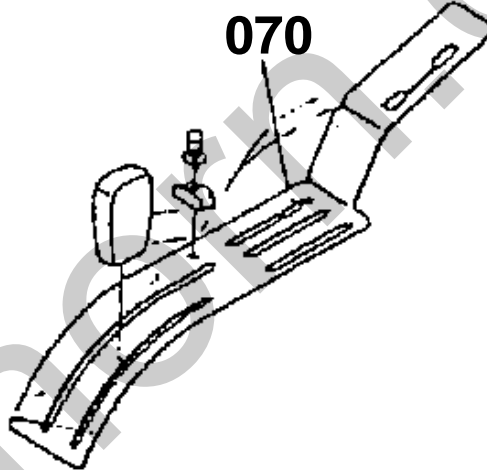
POSITION CONTROL LEVER



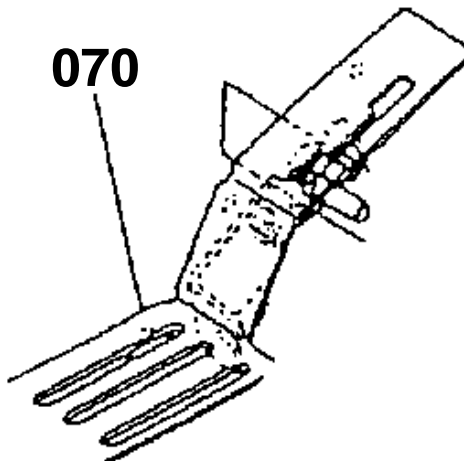
050 01023-50612



070 TA040-4760-0



070 TA040-4761-0



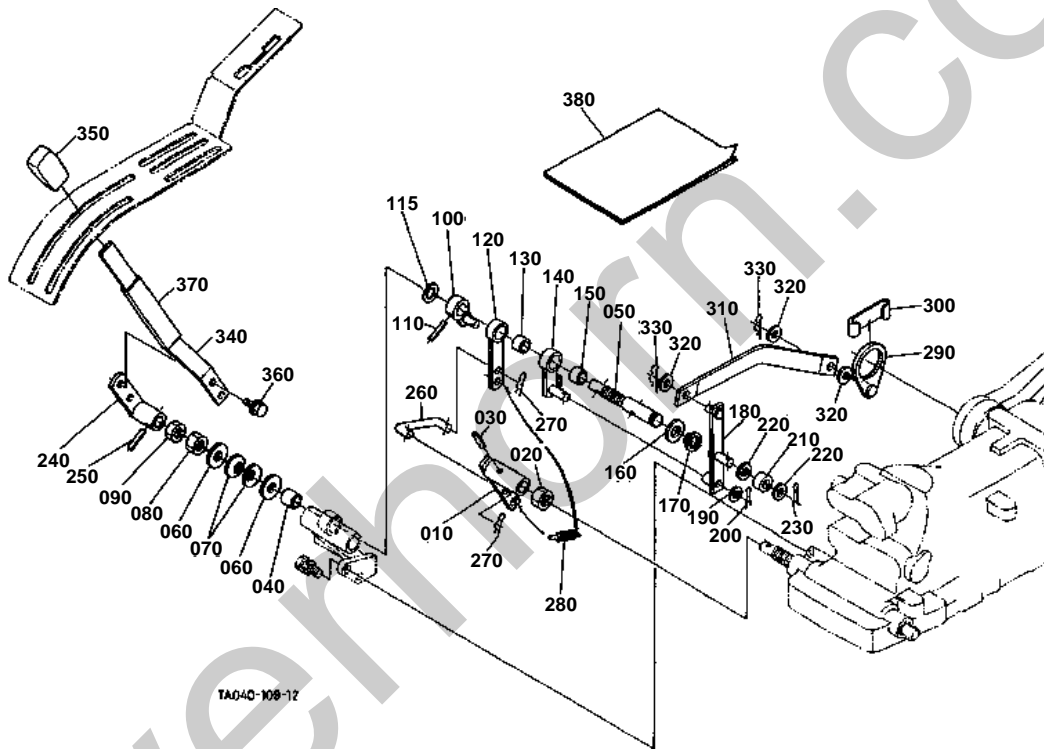
TA040-912-10



# POSITION CONTROL LEVER

↔ Interchangeable; ≠ not interchangeable; ← new for old; → old for new

REF.No	Part No.	Description	Q'ty	S.No.	I/C	REMARKS	Weight (kgf)	Weight (lb)
010	TA040-36110	LEVER POSITION	1			W/O DRAFT	0.276	0.6072
020	05411-00525	PIN SPRING	1			W/O DRAFT	0.002	0.0044
030	TA040-36120	LEVER POSITION	1			W/O DRAFT	0.21	0.462
040	TA040-36130	TUBE LEVER	1	≤11625		W/O DRAFT	0	0
040	TA040-36132	TUBE LEVER	1	≥11626	←	W/O DRAFT	0.01	0.022
050	01023-50612	BOLT	2	≤10049		W/O DRAFT	0.005	0.011
050	01754-50616	BOLT FLANGE	2	≥10050	↔	W/O DRAFT	0.006	0.0132
060	52300-32640	GRIP LEVER	1				0.04	0.088
070	TA040-47600	GUIDE HYD.LEVER	1	≤10217			0	0
070	TA040-47610	GUIDE HYD.LEVER	1	≥10218	≠		0	0
070	TA040-47612	ASSY GUIDE HYD.LEVER	1	≥11626	←		0.78	1.716
075	01754-50816	BOLT FLANGE	2	≥10218			0.011	0.0242
080	01754-50812	BOLT FLANGE	5				0.01	0.022
090	34070-36130	STOPPER	1				0.015	0.033
100	01125-60816	BOLT	1				0.01	0.022
110	34070-36140	STOPPER	1				0	0
120	01820-50620	BOLT KNOB	1				0.015	0.033
130	04512-60060	WASHER SPRING	1				0.001	0.0022
140	31351-18860	WASHER	1				0.002	0.0044

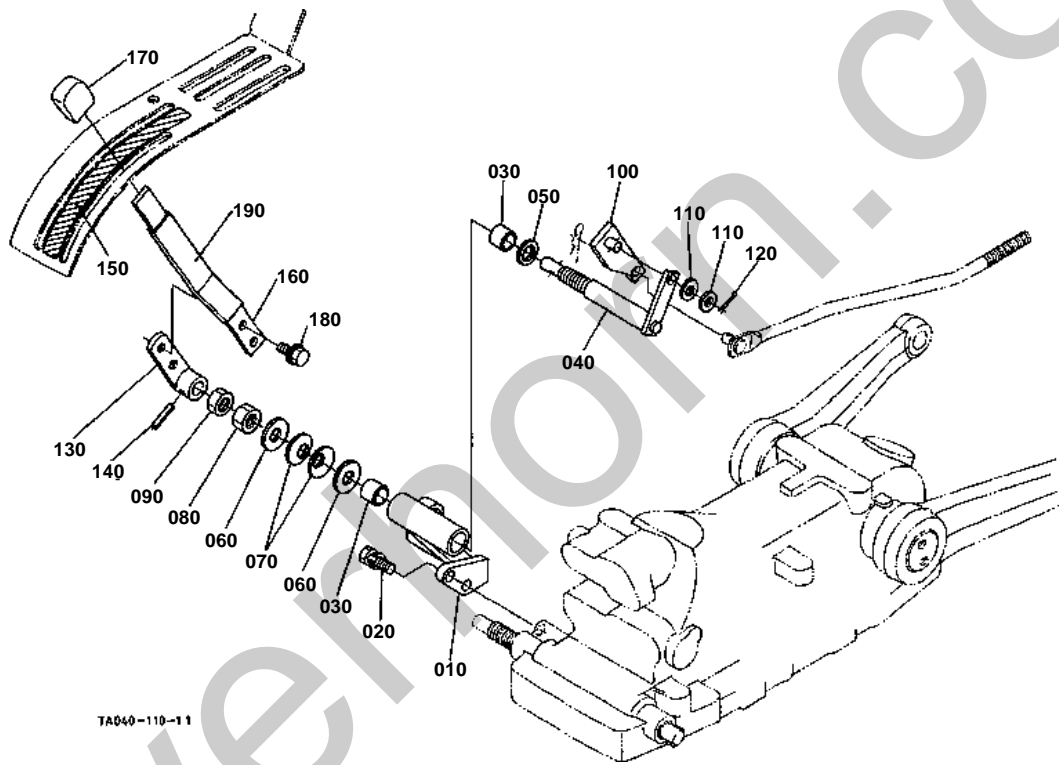




DRAFT AND POSITION CONTROL LEVER 1 [OPTION]

↔ Interchangeable; ≠ not interchangeable; ← new for old; → old for new

REF.No	Part No.	Description	Q'ty	S.No.	I/C	REMARKS	Weight (kgf)	Weight (lb)
010	TA040-38310	LINK CONTROL	1	≤10281			0	0
010	TA040-38312	LINK CONTROL	1	≥10182	←		0.15	0.33
020	02174-50140	NUT	1				0.014	0.0308
030	05411-00525	PIN SPRING	1				0.002	0.0044
040	08511-01615	BUSH	1				0.01	0.022
050	TA040-38120	SHAFT DRAFT	1	≤10281			0.143	0.3146
050	TA040-38122	SHAFT DRAFT	1	≥10282	←		0.14	0.308
060	04013-60140	WASHER PLAIN	2				0.01	0.022
070	34260-36880	SPRING PLATE	2				0.006	0.0132
080	02174-50140	NUT	1				0.014	0.0308
090	02172-50140	NUT	1				0.01	0.022
100	TA040-38140	LINK DRAFT	1	≤10281			0	0
100	TA040-38142	LINK DRAFT	1	≥10282	←		0.065	0.143
110	05411-00525	PIN SPRING	1				0.002	0.0044
115	04714-00300	GASKET	1	≥10282			0.002	0.0044
120	TA040-38150	LINK DRAFT	1				0.065	0.143
130	08511-01612	BUSH	1				0.005	0.011
140	TA040-38160	LINK DRAFT	1				0.07	0.154
150	08511-01612	BUSH	1				0.005	0.011
160	04011-60160	WASHER PLAIN	1				0.01	0.022
170	04612-00160	CIRCLIP EXTERNAL	1				0.001	0.0022
180	TA040-38170	LINK DRAFT	1				0.095	0.209
190	04012-50080	WASHER PLAIN	1				0.001	0.0022
200	05511-50215	PIN SPLIT	1				0.001	0.0022
210	TA040-38190	COLLAR	1				0.02	0.044
220	04011-50100	WASHER PLAIN	2				0.002	0.0044
230	05511-50320	PIN SPLIT	1				0.002	0.0044
240	TA040-38210	LEVER POSITION	1	≤10281			0	0
240	TA040-38212	LEVER POSITION	1	≥10282	←		0.13	0.286
250	05411-00525	PIN SPRING	1				0.002	0.0044
260	TA040-38320	ROD CONTROL	1	≤10235			0	0
260	TA040-38322	ROD CONTROL	1	≥10236	←		0.045	0.099
270	05525-50800	PIN SNAP	2				0.001	0.0022
280	36919-27830	SPRING	1				0.01	0.022
290	TA040-38262	HOLDER	1				0.06	0.132
300	TA040-38270	STOPPER	1				0.033	0.0726
310	TA040-38282	ROD DRAFT	1				0.145	0.319
320	04012-50080	WASHER PLAIN	2				0.001	0.0022
330	05525-50800	PIN SNAP	2				0.001	0.0022
340	TA040-38230	LEVER DRAFT	1				0.18	0.396
350	52300-32640	GRIP LEVER	1				0.04	0.088
360	01754-50612	BOLT FLANGE	2				0.005	0.011
370	TA040-36130	TUBE LEVER	1	≤11609			0	0
370	TA040-36132	TUBE LEVER	1	≥11610	←		0.01	0.022
380	TA040-98110	MANUAL ASSEMBLY	1				0.016	0.0352

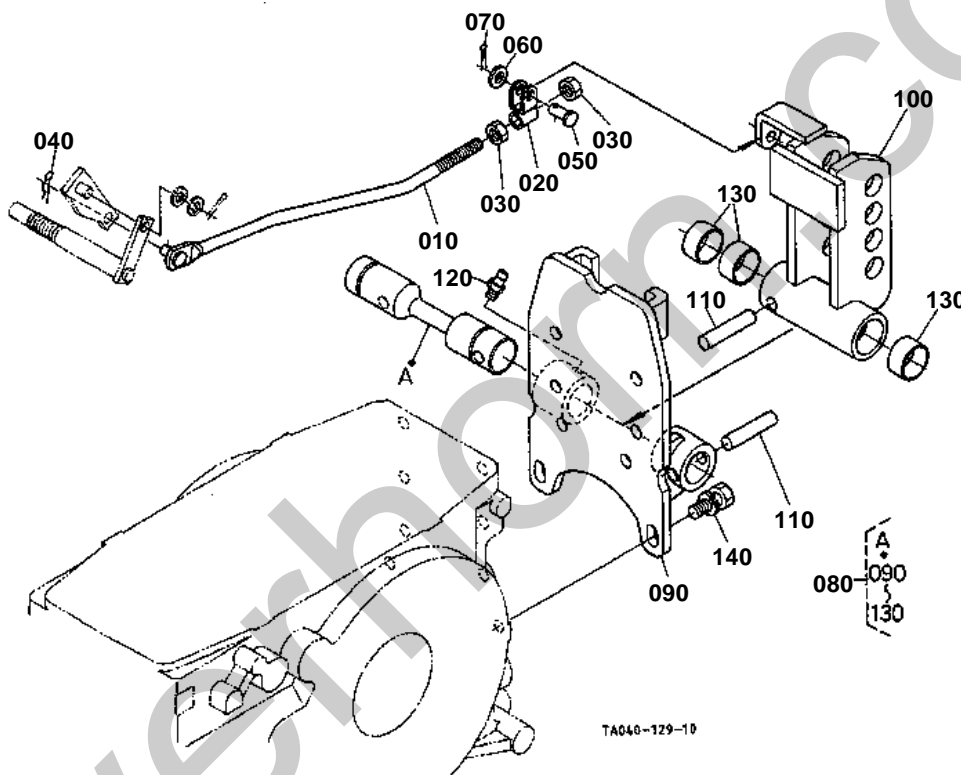


**DRAFT AND POSITION CONTROL LEVER 2 [OPTION]**

↔ Interchangeable; ≠ not interchangeable; ← new for old; → old for new

REF.No	Part No.	Description	Q'ty	S.No.	I/C	REMARKS	Weight (kgf)	Weight (lb)
010	TA040-38110	STAY	1	≤10202			0	0
010	TA040-38113	STAY	1	≥10203	←		0	0
010	TA040-38114	STAY	1	≥10282	←		0.255	0.561
020	01123-50825	BOLT	2	≤10393			0.013	0.0286
020	01123-50822	BOLT	2	≥10394	←		0.012	0.0264
030	08511-01615	BUSH	2				0.01	0.022
040	TA040-38130	SHAFT DRAFT	1	≤10281			0.235	0.517
040	TA040-38132	SHAFT DRAFT	1	≥10282	≠		0.22	0.484
050	04714-00300	GASKET	1				0.002	0.0044
060	04013-60140	WASHER PLAIN	2				0.01	0.022
070	34260-36880	SPRING PLATE	2				0.006	0.0132
080	02174-50140	NUT	1				0.014	0.0308
090	02172-50140	NUT	1				0.01	0.022
100	TA040-38180	LEVER CAM	1	≤10281			0.105	0.231
100	TA040-38182	LEVER CAM	1	≥10282	≠		0.085	0.187
110	04011-50080	WASHER PLAIN	2	≤10281			0	0
110	04012-50080	WASHER PLAIN	2	≥10282	≠		0.001	0.0022
120	05511-50215	PIN SPLIT	1				0.001	0.0022
130	TA040-38220	LEVER DRAFT	1	≤10281			0	0
130	TA040-38222	LEVER DRAFT	1	≥10282	←		0.095	0.209
140	05411-00525	PIN SPRING	1				0.002	0.0044
150	TA040-49520	MARK DRAFT	1				0.003	0.0066
160	TA040-38240	LEVER DRAFT	1				0.16	0.352
170	37410-43560	GRIP LEVER	1				0.025	0.055
180	01754-50612	BOLT FLANGE	2				0.005	0.011
190	TA040-36130	TUBE LEVER	1	≤11609			0	0
190	TA040-36132	TUBE LEVER	1	≥11610	←		0.01	0.022

TOP LINK HOLDER [OPTION]





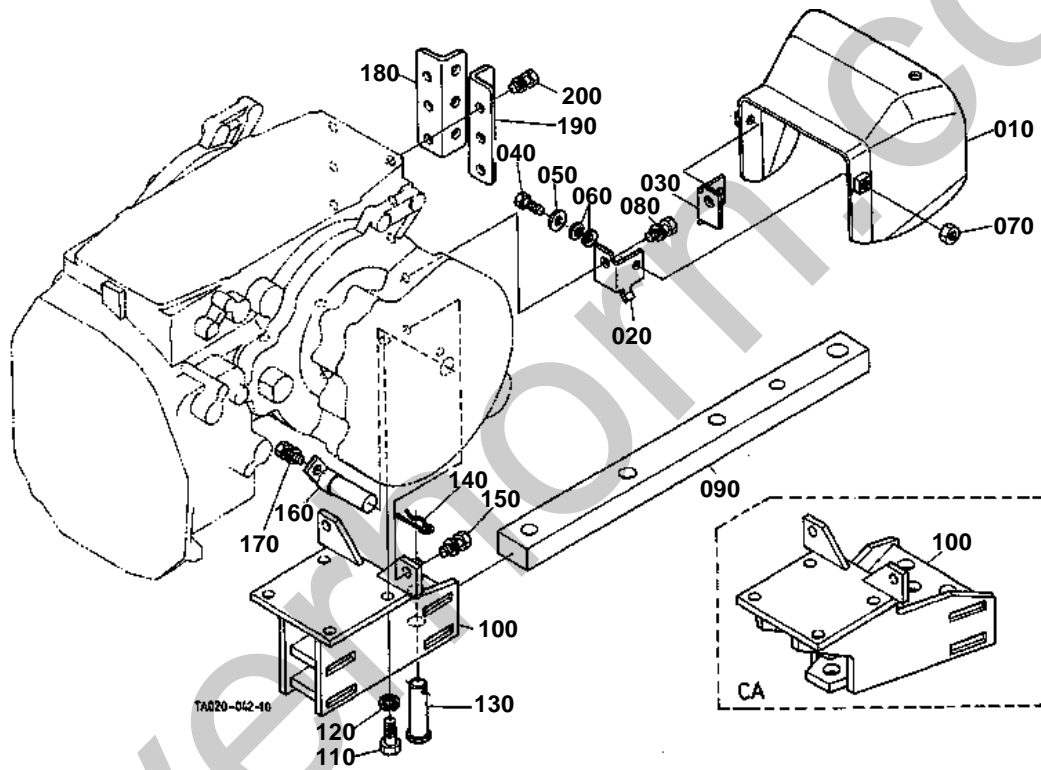


# TOP LINK HOLDER [OPTION]

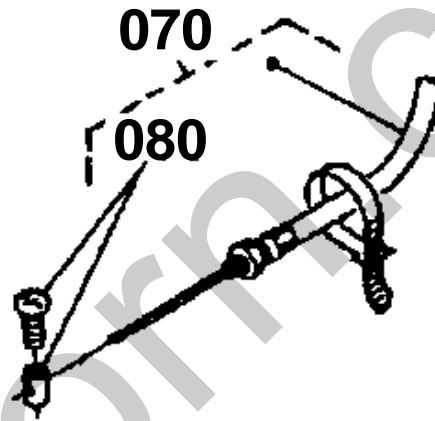
↔ Interchangeable; ≠ not interchangeable; ← new for old; → old for new

REF.No	Part No.	Description	Q'ty	S.No.	I/C	REMARKS	Weight (kgf)	Weight (lb)
010	TA040-38360	ROD DRAFT	1				0.192	0.4224
020	TA040-38350	HOLDER	1				0.033	0.0726
030	02116-50100	NUT	2				0.004	0.0088
040	05525-50800	PIN SNAP	1				0.001	0.0022
050	05122-50818	PIN JOINT	1				0.008	0.0176
060	04012-50080	WASHER PLAIN	1				0.001	0.0022
070	05511-50218	PIN SPLIT	1				0.001	0.0022
080	35080-41400	COMP HOLDER TOP LINK	1				6.85	15.07
090	32430-41413	BRACKET TOP LINK	1			ORDER BY REF.No.080	3.5	7.7
100	35080-41420	HOLDER TOP LINK	1			ORDER BY REF.No.080	2.6	5.72
110	37300-41440	PIN STRAIGHT	2				0.055	0.121
120	06613-10010	NIPPLE GREASE	2				0.006	0.0132
130	37300-41450	BUSH	3				0.03	0.066
140	01133-51230	BOLT	6				0.04	0.088

DRAWBAR AND PTO PROTECTOR



070 T0070-4421-0



TA020-800-10

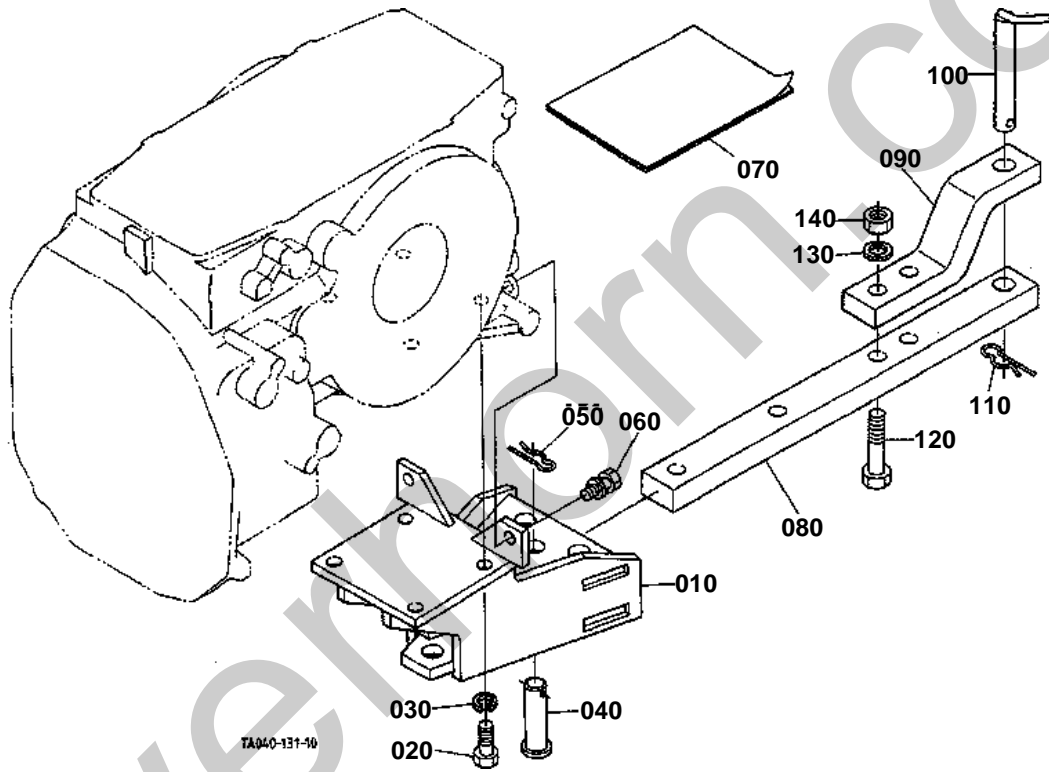


# DRAWBAR AND PTO PROTECTOR

↔ Interchangeable; ≠ not interchangeable; ← new for old; → old for new

REF.No	Part No.	Description	Q'ty	S.No.	I/C	REMARKS	Weight (kgf)	Weight (lb)
010	TA040-23740	PROTECTOR PTO	1	≤10049			2.1	4.62
010	TA040-23742	PROTECTOR PTO	1	≥10050	≠		2.1	4.62
020	TA020-23750	STAY	1	≤10049			0.12	0.264
020	TA020-23752	STAY	1	≥10050	≠		0.12	0.264
030	TA020-23760	STAY	1	≤10049			0.12	0.264
030	TA020-23762	STAY	1	≥10050	≠		0.001	0.0022
040	01173-51025	BOLT	2				0.021	0.0462
050	04013-50100	WASHER PLAIN	2				0.004	0.0088
060	62151-42412	SPRING PLATE	4				0.002	0.0044
070	02116-50100	NUT	2				0.004	0.0088
080	01133-51225	BOLT	2				0.038	0.0836
090	35070-29710	DRAWBAR	1				6.7	14.74
100	TA040-29730	FRAME DRAWBAR	1			[A]	6.2	13.64
110	01176-51430	BOLT	4				0.052	0.1144
120	04512-50140	WASHER SPRING	4				0	0
130	05112-52070	PIN JOINT	1			[A]	0.186	0.4092
140	05515-51600	PIN SNAP	1			[A]	0.007	0.0154
150	01133-51230	BOLT	2				0.04	0.088
160	TA040-39410	PIN LOWER LINK	2				0.25	0.55
170	01133-51020	BOLT	2				0.02	0.044
180	99571-22140	HOLDER TOP LINK RH	1			WITH POSITION	0.99	2.178
190	99571-22150	HOLDER TOP LINK LH	1			WITH POSITION	0.99	2.178
200	01133-51230	BOLT	6			WITH POSITION	0.04	0.088

SWINGING DRAWBAR AND CLEVIS DRAWBAR [OPTION]

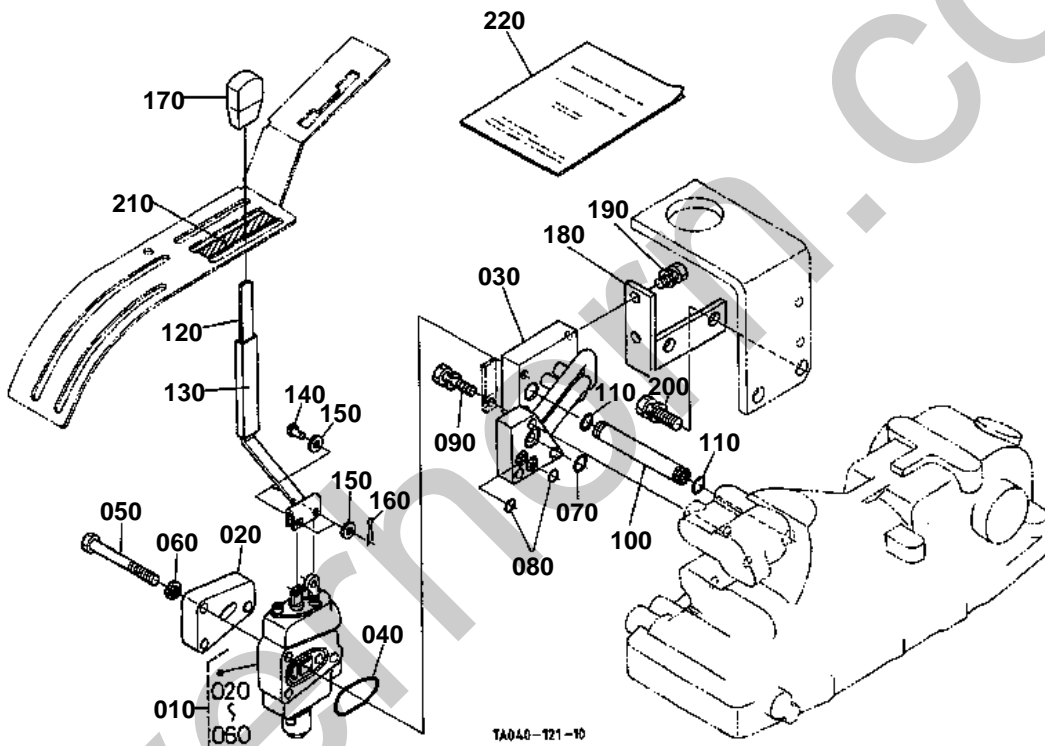


**SWINGING DRAWBAR AND CLEVIS DRAWBAR [OPTION]**

↔ Interchangeable; ≠ not interchangeable; ← new for old; → old for new

REF.No	Part No.	Description	Q'ty	S.No.	I/C	REMARKS	Weight (kgf)	Weight (lb)
010	TA040-29830	FRAME SWING DRAWBAR	1				7.9	17.38
020	01176-51430	BOLT	4				0.052	0.1144
030	04512-50140	WASHER SPRING	4				0	0
040	05112-52070	PIN JOINT	3				0.186	0.4092
050	05515-51600	PIN SNAP	3				0.007	0.0154
060	01133-51230	BOLT	2				0.04	0.088
070	TA040-98520	MANUAL ASSEMBLY	1				0.005	0.011
080	35080-29710	DRAWBAR	1				7	15.4
090	35080-29720	HITCH DRAWBAR	1				2.8	6.16
100	99533-78250	PIN	1				0.61	1.342
110	70515-16330	PIN SPRING	1				0.028	0.0616
120	01173-51680	BOLT	2				0.14	0.308
130	04512-50160	WASHER SPRING	2				0	0
140	02174-50160	NUT	2				0.022	0.0484

REMOTE CONTROL VALVE LEVER 1 [OPTION]

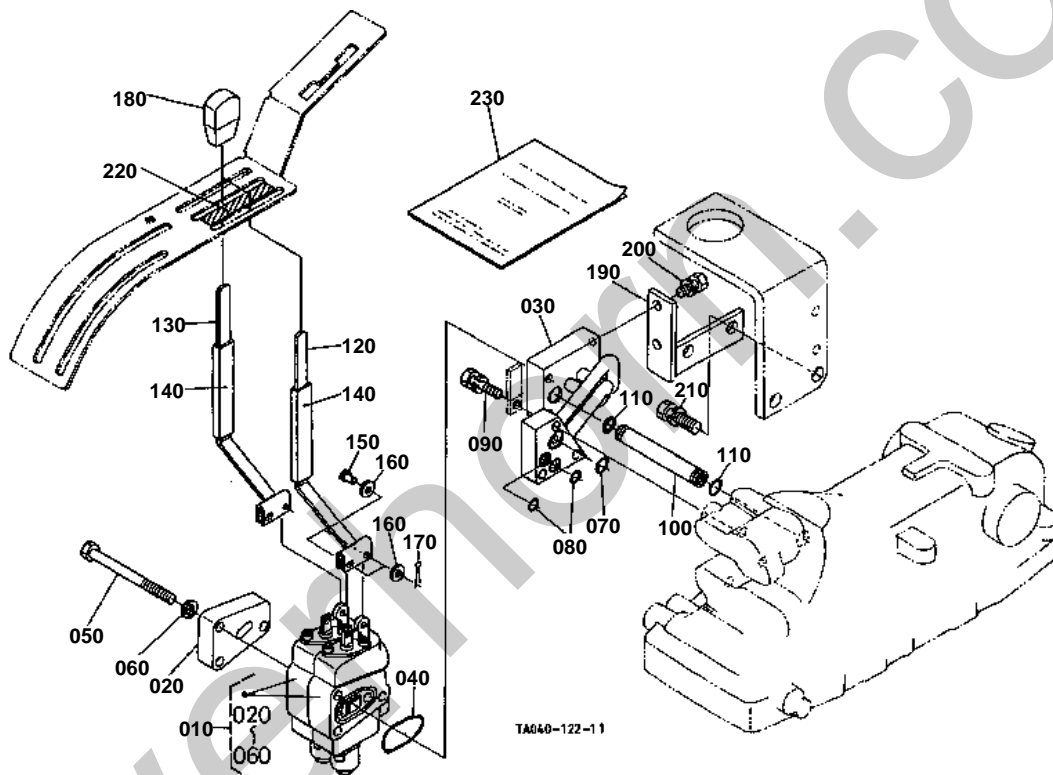


**REMOTE CONTROL VALVE LEVER 1 [OPTION]**

↔ Interchangeable; ≠ not interchangeable; ← new for old; → old for new

REF.No	Part No.	Description	Q'ty	S.No.	I/C	REMARKS	Weight (kgf)	Weight (lb)
010	TA040-96500	ASSY VALVE AUX.CON.	1	≤10129			3.3	7.26
010	TA040-96502	ASSY VALVE AUX.CON.	1	≥10130	←		0	0
020	TA040-96120	COVER AUX.CONT.VALVE	1	≤10129			0	0
020	TA040-96122	COVER AUX.CONT.VALVE	1	≥10130	←		0.475	1.045
030	TA040-96140	ASSY PIPE CONT.VALVE	1	≤10129			0	0
030	TA040-96142	ASSY PIPE CONT.VALVE	1	≥10130	←		1.4	3.08
040	04811-50400	O RING	1				0.002	0.0044
050	01153-50870	BOLT	3				0.026	0.0572
060	04512-60080	WASHER SPRING	3				0.002	0.0044
070	04810-00140	O RING	1				0.001	0.0022
080	04810-00100	O RING	2				0.001	0.0022
090	01123-50835	BOLT	3				0.02	0.044
100	TA040-96150	PIPE RETURN	1				0.045	0.099
110	04811-00110	O RING	2				0.001	0.0022
120	TA040-96220	LEVER AUX.CON.VALVE	1				0.11	0.242
130	TA040-96250	TUBE LEVER	1				0.007	0.0154
140	68021-32790	PIN	2				0.004	0.0088
150	04012-50050	WASHER PLAIN	4				0.001	0.0022
160	05511-51210	PIN SPLIT	2				0.001	0.0022
170	31355-82290	GRIP LEVER	1				0.015	0.033
180	TA040-96160	STAY AUX.CONT.VALVE	1				0.25	0.55
190	01123-50820	BOLT	2				0.011	0.0242
200	01133-51235	BOLT	2				0.05	0.11
210	TA040-49610	MARK AUX.CONT.VALVE	1				0.001	0.0022
220	TA040-98140	MANUAL ASSEMBLY	1				0.015	0.033





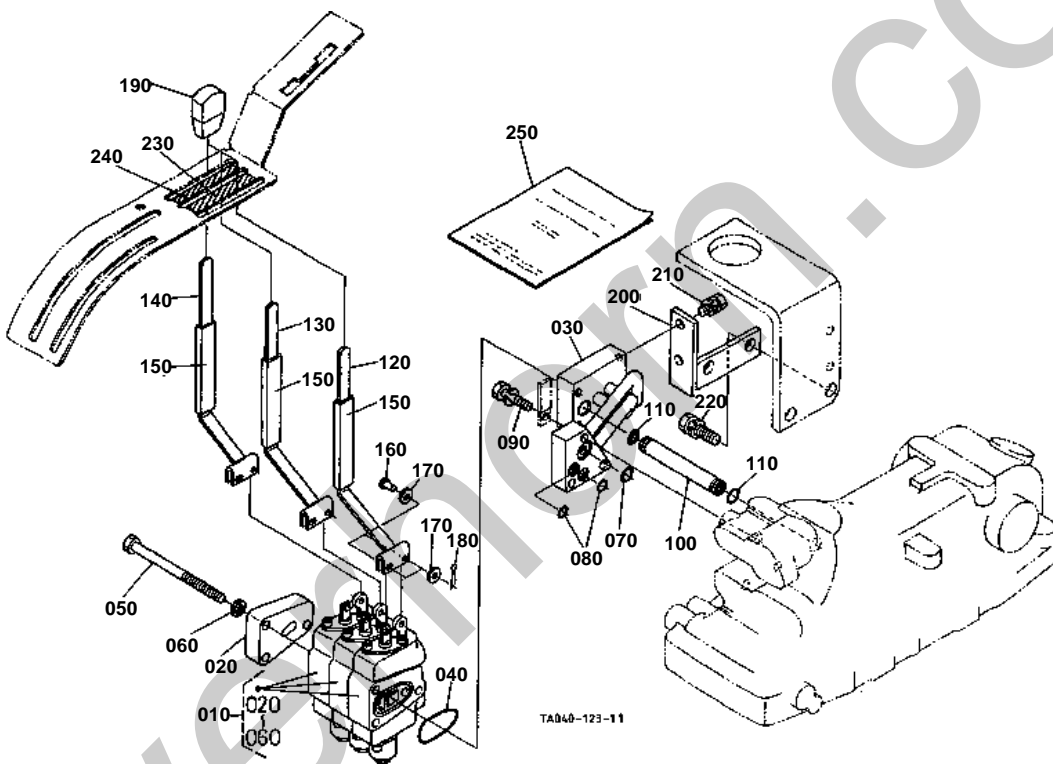


REMOTE CONTROL VALVE LEVER 2 [OPTION]

↔ Interchangeable; ≠ not interchangeable; ← new for old; → old for new

REF.No	Part No.	Description	Q'ty	S.No.	I/C	REMARKS	Weight (kgf)	Weight (lb)
010	TA040-96100	ASSY VALVE AUX.CON.	1	≤10129			0	0
010	TA040-96102	ASSY VALVE AUX.CON.	1	≥10130	←		4.7	10.34
020	TA040-96120	COVER AUX.CONT.VALVE	1	≤10129			0	0
020	TA040-96122	COVER AUX.CONT.VALVE	1	≥10130	←		0.475	1.045
030	TA040-96140	ASSY PIPE CONT.VALVE	1	≤10129			0	0
030	TA040-96142	ASSY PIPE CONT.VALVE	1	≥10130	←		1.4	3.08
040	04811-50400	O RING	1				0.002	0.0044
050	01153-50800	BOLT	3				0.036	0.0792
060	04512-60080	WASHER SPRING	3				0.002	0.0044
070	04810-00140	O RING	1				0.001	0.0022
080	04810-00100	O RING	2				0.001	0.0022
090	01123-50835	BOLT	3				0.02	0.044
100	TA040-96150	PIPE RETURN	1				0.045	0.099
110	04811-00110	O RING	2				0.001	0.0022
120	TA040-96220	LEVER AUX.CON.VALVE	1				0.11	0.242
130	TA040-96230	LEVER AUX.CON.VALVE	1	≤11545		NOT SALE	0.1	0.22
130	TA040-96234	LEVER AUX.CON.VALVE	1	≥11546	←		0.1	0.22
140	TA040-96250	TUBE LEVER	2				0.007	0.0154
150	68021-32790	PIN	4				0.004	0.0088
160	04012-50050	WASHER PLAIN	8				0.001	0.0022
170	05511-51210	PIN SPLIT	4				0.001	0.0022
180	31355-82290	GRIP LEVER	2				0.015	0.033
190	TA040-96160	STAY AUX.CONT.VALVE	1				0.25	0.55
200	01123-50820	BOLT	2				0.011	0.0242
210	01133-51235	BOLT	2				0.05	0.11
220	TA040-49610	MARK AUX.CONT.VALVE	1				0.001	0.0022
230	TA040-98140	MANUAL ASSEMBLY	1				0.015	0.033

REMOTE CONTROL VALVE LEVER 3 [OPTION]



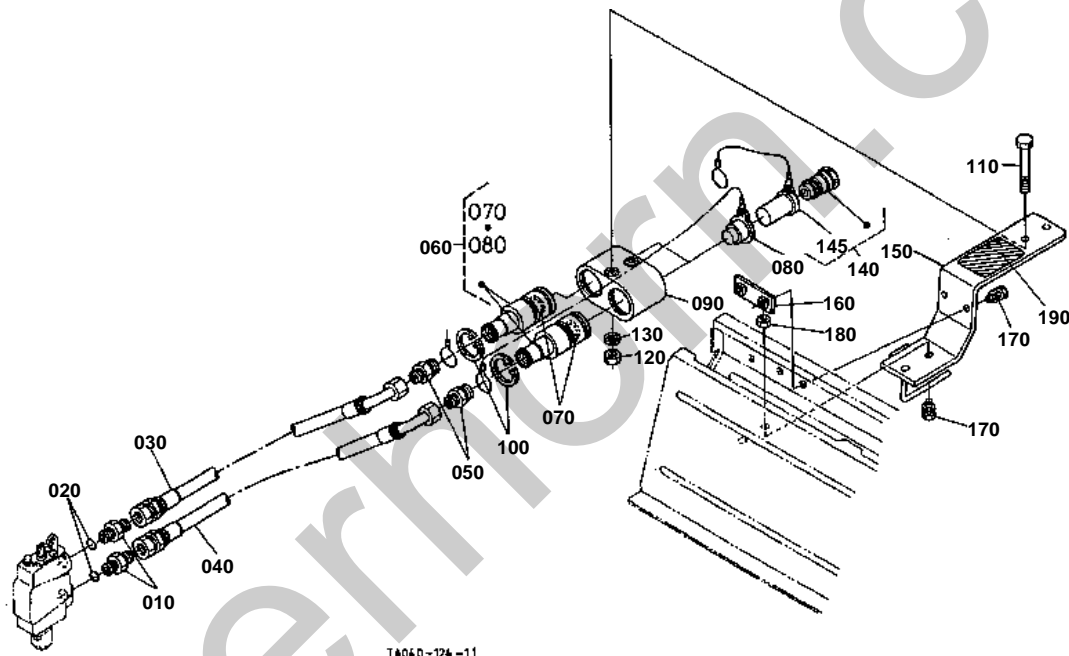


REMOTE CONTROL VALVE LEVER 3 [OPTION]

↔ Interchangeable; ≠ not interchangeable; ← new for old; → old for new

REF.No	Part No.	Description	Q'ty	S.No.	I/C	REMARKS	Weight (kgf)	Weight (lb)
010	TA040-96300	ASSY VALVE AUX.CON.	1	<=10129			6.1	13.42
010	TA040-96302	ASSY VALVE AUX.CON.	1	>=10130	←		0	0
020	TA040-96120	COVER AUX.CONT.VALVE	1	<=10129			0	0
020	TA040-96122	COVER AUX.CONT.VALVE	1	>=10130	←		0.475	1.045
030	TA040-96140	ASSY PIPE CONT.VALVE	1	<=10129			0	0
030	TA040-96142	ASSY PIPE CONT.VALVE	1	>=10130	←		1.4	3.08
040	04811-50400	O RING	1				0.002	0.0044
050	45404-95180	BOLT	3				0.05	0.11
060	04512-60080	WASHER SPRING	3				0.002	0.0044
070	04810-00140	O RING	1				0.001	0.0022
080	04810-00100	O RING	2				0.001	0.0022
090	01123-50835	BOLT	3				0.02	0.044
100	TA040-96150	PIPE RETURN	1				0.045	0.099
110	04811-00110	O RING	2				0.001	0.0022
120	TA040-96220	LEVER AUX.CON.VALVE	1				0.11	0.242
130	TA040-96230	LEVER AUX.CON.VALVE	1	<=11545		NOT SALE	0.1	0.22
130	TA040-96234	LEVER AUX.CON.VALVE	1	>=11546	←		0.1	0.22
140	TA040-96240	LEVER AUX.CON.VALVE	1				0.105	0.231
150	TA040-96250	TUBE LEVER	3				0.007	0.0154
160	68021-32790	PIN	6				0.004	0.0088
170	04012-50050	WASHER PLAIN	12				0.001	0.0022
180	05511-51210	PIN SPLIT	6				0.001	0.0022
190	31355-82290	GRIP LEVER	3				0.015	0.033
200	TA040-96160	STAY AUX.CONT.VALVE	1				0.25	0.55
210	01123-50820	BOLT	2				0.011	0.0242
220	01133-51235	BOLT	2				0.05	0.11
230	TA040-49610	MARK AUX.CONT.VALVE	1				0.001	0.0022
240	TA040-49630	MARK AUX.CONT.VALVE	1				0.001	0.0022
250	TA040-98140	MANUAL ASSEMBLY	1				0.015	0.033

REMOTE CONTROL VALVE COUPLER 1 [OPTION]



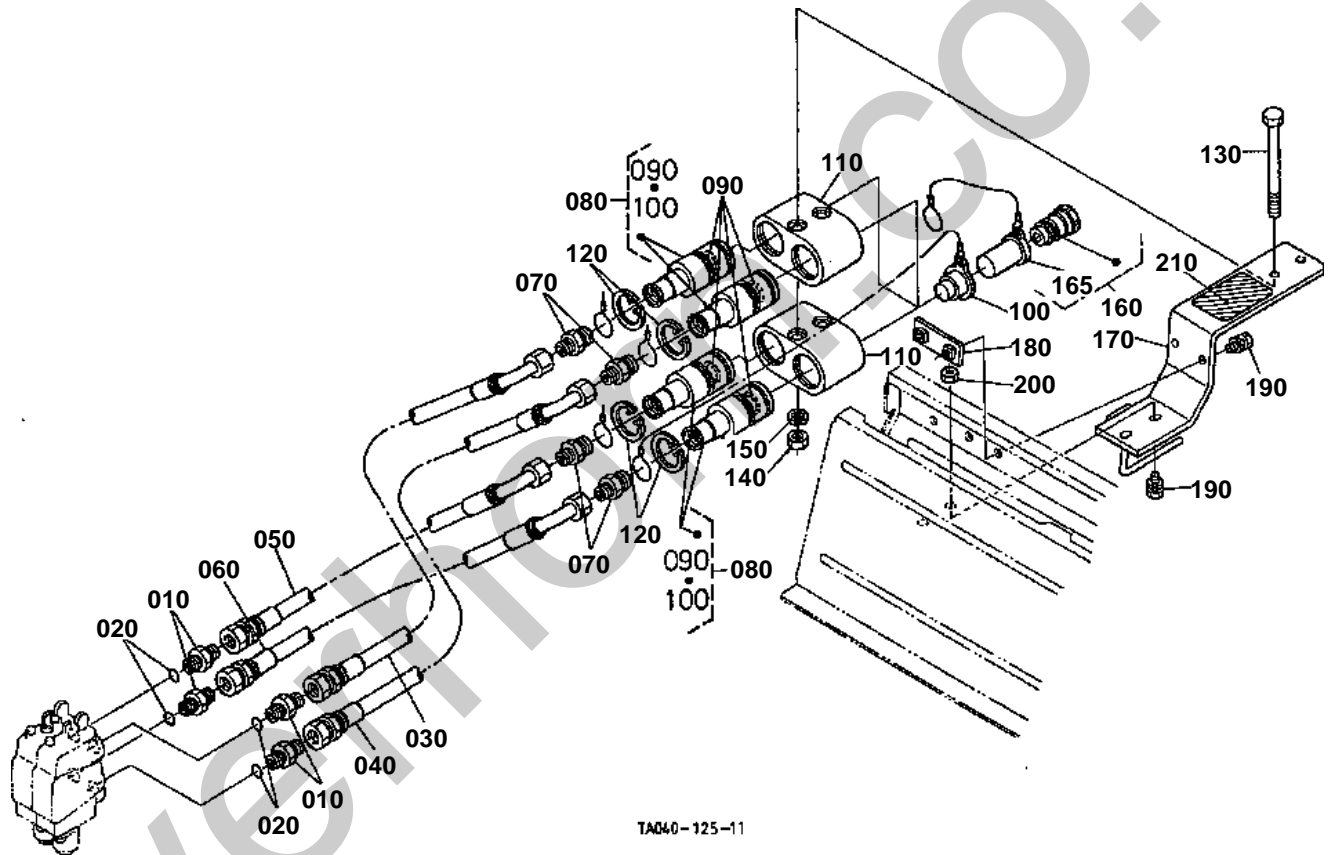
JA04D-124-11

**REMOTE CONTROL VALVE COUPLER 1 [OPTION]**

↔ Interchangeable; ≠ not interchangeable; ← new for old; → old for new

REF.No	Part No.	Description	Q'ty	S.No.	I/C	REMARKS	Weight (kgf)	Weight (lb)
010	70726-61130	ADAPTER	2				0.055	0.121
020	04811-00140	O RING	2				0.001	0.0022
030	TA040-96410	HOSE AUX.CONT.VALVE	1				0.308	0.6776
040	TA040-96420	HOSE AUX.CONT.VALVE	1				0.314	0.6908
050	99063-93410	ADAPTER	2				0.07	0.154
060	35861-82032	ASSY COUPLER FEMALE	2				0.32	0.704
070	35861-94510	O RING	2				0.002	0.0044
080	35861-94520	PLUG COUPLER	2				0.005	0.011
090	35893-82610	SUPPORT COUPLER	1				0.715	1.573
100	04611-00380	CIR CLIP INTERNAL	2				0.004	0.0088
110	01153-50865	BOLT	2				0.025	0.055
120	02156-50080	NUT	2				0.004	0.0088
130	04512-50080	WASHER SPRING	2				0.001	0.0022
140	35861-82190	ASSY COUPLER MALE	2				0.086	0.1892
145	35861-94530	CAP	2				0	0
150	TA040-96480	STAY COUPLER	1				1.12	2.464
160	TA040-96490	STAY COUPLER	1				0.073	0.1606
170	01123-50820	BOLT	4				0.011	0.0242
180	02114-50080	NUT	2				0.005	0.011
190	TA040-49670	MARK COUPLER	1				0.001	0.0022

REMOTE CONTROL VALVE COUPLER 2 [OPTION]





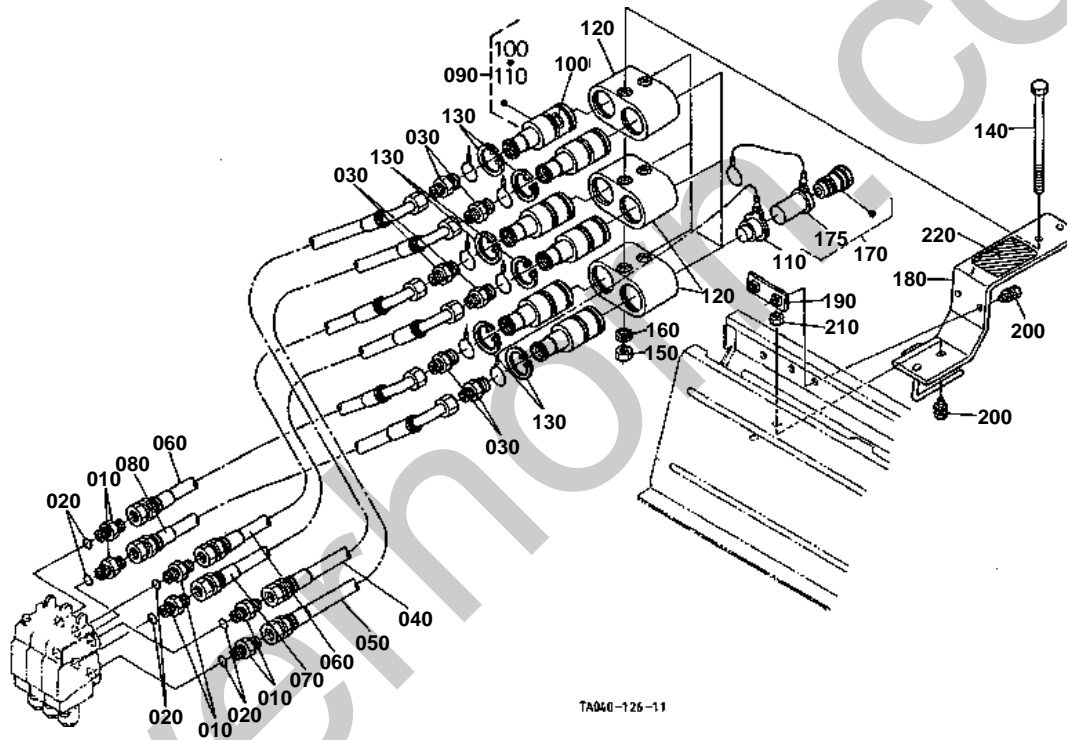
## REMOTE CONTROL VALVE COUPLER 2 [OPTION]

↔ Interchangeable; ≠ not interchangeable; ← new for old; → old for new

REF.No	Part No.	Description	Q'ty	S.No.	I/C	REMARKS	Weight (kgf)	Weight (lb)
010	70726-61130	ADAPTER	4				0.055	0.121
020	04811-00140	O RING	4				0.001	0.0022
030	TA040-96410	HOSE AUX.CONT.VALVE	1				0.308	0.6776
040	TA040-96420	HOSE AUX.CONT.VALVE	1				0.314	0.6908
050	TA040-96430	HOSE AUX.CONT.VALVE	1				0.295	0.649
060	TA040-96440	HOSE AUX.CONT.VALVE	1				0.302	0.6644
070	99063-93410	ADAPTER	4				0.07	0.154
080	35861-82032	ASSY COUPLER FEMALE	4				0.32	0.704
090	35861-94510	O RING	4				0.002	0.0044
100	35861-94520	PLUG COUPLER	4				0.005	0.011
110	35893-82610	SUPPORT COUPLER	2				0.715	1.573
120	04611-00380	CIR CLIP INTERNAL	4				0.004	0.0088
130	01153-50802	BOLT	2				0.045	0.099
140	02156-50080	NUT	2				0.004	0.0088
150	04512-50080	WASHER SPRING	2				0.001	0.0022
160	35861-82190	ASSY COUPLER MALE	4				0.086	0.1892
165	35861-94530	CAP	4				0	0
170	TA040-96480	STAY COUPLER	1				1.12	2.464
180	TA040-96490	STAY COUPLER	1				0.073	0.1606
190	01123-50820	BOLT	4				0.011	0.0242
200	02114-50080	NUT	2				0.005	0.011
210	TA040-49620	MARK COUPLER	1				0.001	0.0022



REMOTE CONTROL VALVE COUPLER 3 [OPTION]



TA040-126-11

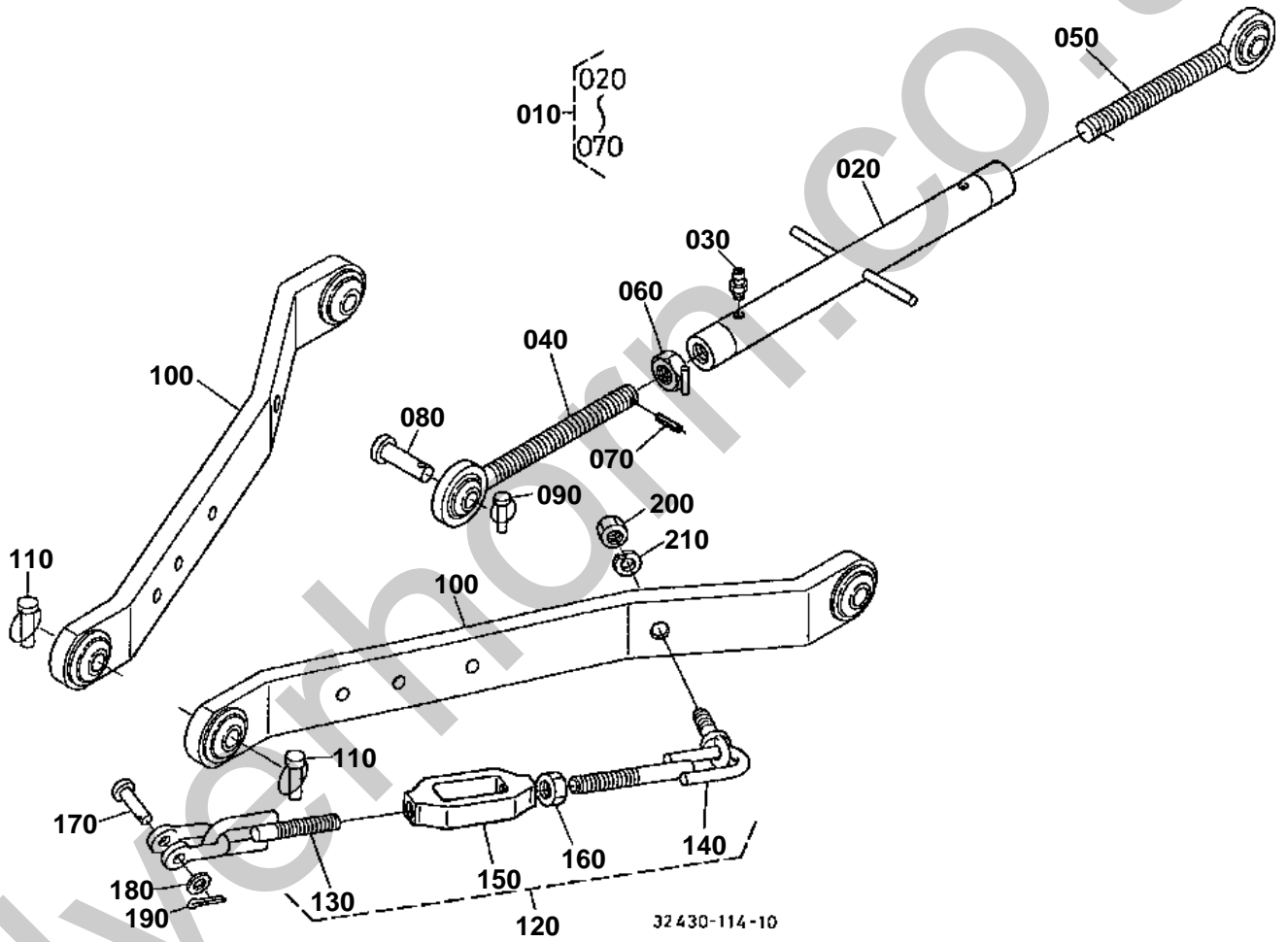


## REMOTE CONTROL VALVE COUPLER 3 [OPTION]

↔ Interchangeable; ≠ not interchangeable; ← new for old; → old for new

REF.No	Part No.	Description	Q'ty	S.No.	I/C	REMARKS	Weight (kgf)	Weight (lb)
010	70726-61130	ADAPTER	6				0.055	0.121
020	04811-00140	O RING	6				0.001	0.0022
030	99063-93410	ADAPTER	6				0.07	0.154
040	TA040-96410	HOSE AUX.CONT.VALVE	1				0.308	0.6776
050	TA040-96420	HOSE AUX.CONT.VALVE	1				0.314	0.6908
060	TA040-96430	HOSE AUX.CONT.VALVE	2				0.295	0.649
070	TA040-96440	HOSE AUX.CONT.VALVE	1				0.302	0.6644
080	TA040-96450	HOSE AUX.CONT.VALVE	1				0.3	0.66
090	35861-82032	ASSY COUPLER FEMALE	6				0.32	0.704
100	35861-94510	O RING	6				0.002	0.0044
110	35861-94520	PLUG COUPLER	6				0.005	0.011
120	35893-82610	SUPPORT COUPLER	3				0.715	1.573
130	04611-00380	CIR CLIP INTERNAL	6				0.004	0.0088
140	35340-99540	BOLT	2				0.06	0.132
150	02156-50080	NUT	2				0.004	0.0088
160	04512-50080	WASHER SPRING	2				0.001	0.0022
170	35861-82190	ASSY COUPLER MALE	6				0.086	0.1892
175	35861-94530	CAP	6				0	0
180	TA040-96480	STAY COUPLER	1				1.12	2.464
190	TA040-96490	STAY COUPLER	1				0.073	0.1606
200	01123-50820	BOLT	4				0.011	0.0242
210	02114-50080	NUT	2				0.005	0.011
220	TA040-49640	MARK COUPLER	1				0.002	0.0044

3-POINT LINKAGE 1 (LOWER LINK)



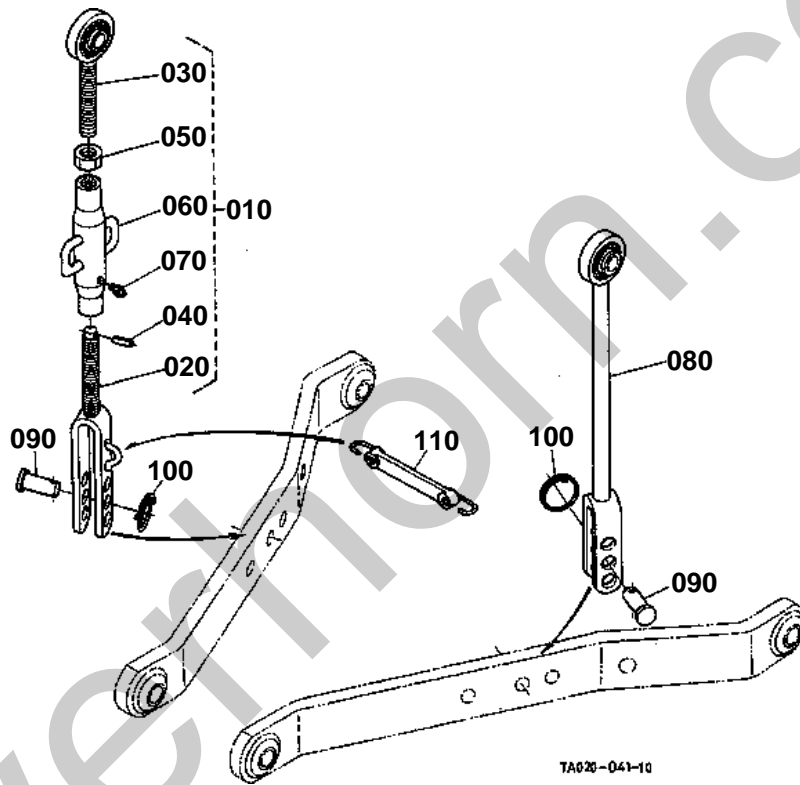


### 3-POINT LINKAGE 1 (LOWER LINK)

↔ Interchangeable; ≠ not interchangeable; ← new for old; → old for new

REF.No	Part No.	Description	Q'ty	S.No.	I/C	REMARKS	Weight (kgf)	Weight (lb)
010	35240-71103	ASSY LINK TOP	1				3.3	7.26
020	35240-71113	LINK TOP	1				1.24	2.728
030	67211-42940	NIPPLE GREASE	2				0.001	0.0022
040	35240-71210	JOINT TOP LINK	1				0.96	2.112
050	35240-71220	JOINT TOP LINK	1				0.965	2.123
060	32244-71180	NUT TOP LINK	1				0.057	0.1254
070	05411-00430	PIN SPRING	2				0.002	0.0044
080	31150-71360	PIN JOINT	2				0.166	0.3652
090	34150-37640	PIN SET	2				0.06	0.132
100	35060-71310	COMP.LINK LOWER	2				7.23	15.906
110	34150-37640	PIN SET	2				0.06	0.132
120	35060-71800	ASSY CHAIN CHECK	2				1.35	2.97
130	31341-71813	JOINT CHAIN	2				0.33	0.726
140	31341-71820	JOINT CHAIN	2				0.435	0.957
150	32420-71840	TURNBUCKLE	2				0.55	1.21
160	02052-50140	NUT	2				0.018	0.0396
170	32353-71890	PIN	2				0.041	0.0902
180	04013-60120	WASHER PLAIN	2				0.01	0.022
190	05511-50425	PIN SPLIT	2				0.003	0.0066
200	02074-50160	NUT	2				0.029	0.0638
210	04512-50160	WASHER SPRING	2				0	0

3-POINT LINKAGE 2 (LIFT ROD)



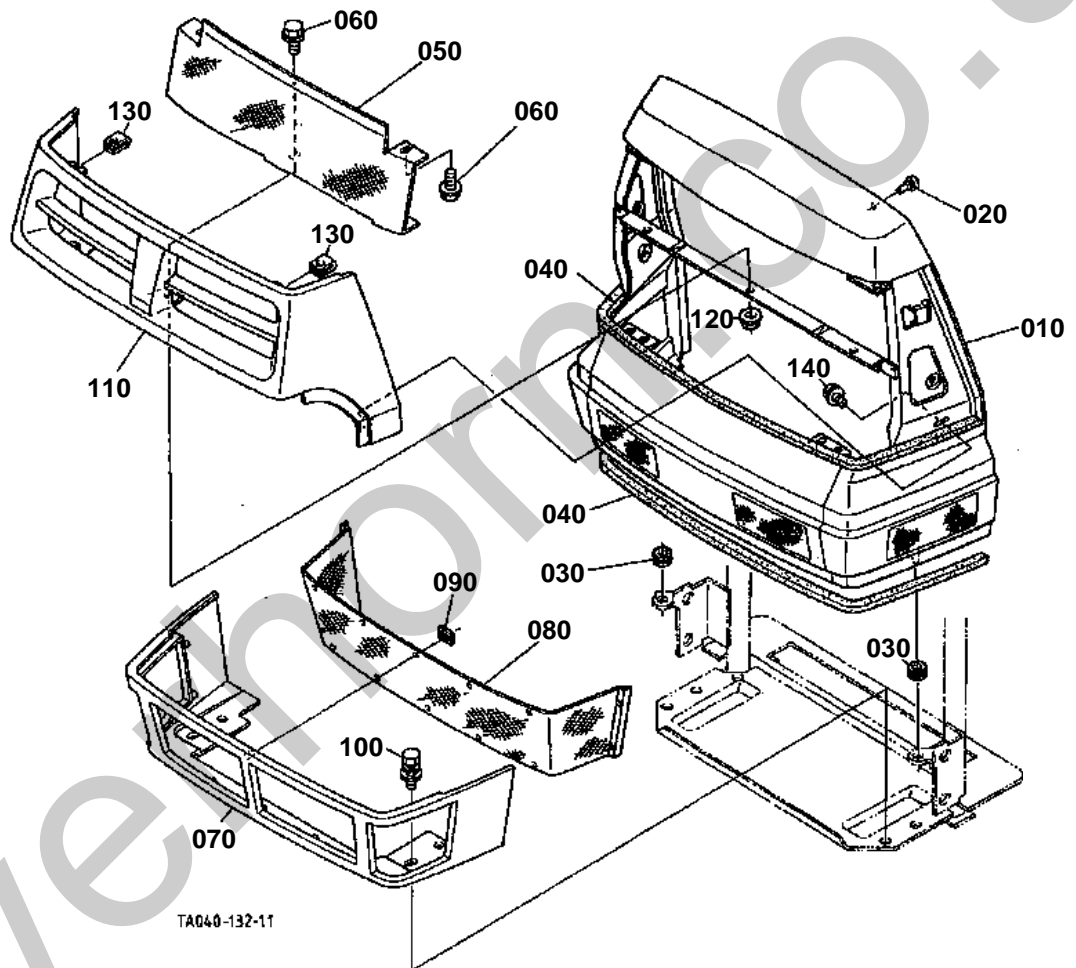


### 3-POINT LINKAGE 2 (LIFT ROD)

↔ Interchangeable; ≠ not interchangeable; ← new for old; → old for new

REF.No	Part No.	Description	Q'ty	S.No.	I/C	REMARKS	Weight (kgf)	Weight (lb)
010	TA020-39310	ASSY ROD LIFT RH	1				2.04	4.488
020	31331-71520	ROD LIFT LOWER	1				0.855	1.881
030	31331-71510	ROD LIFT UPPER	1				0.58	1.276
040	05411-00320	PIN SPRING	1				0.001	0.0022
050	35110-71570	NUT	1				0.05	0.11
060	TA040-39350	TURNBUCKLE	1				0.55	1.21
070	06613-10675	NIPPLE GREASE	1				0.003	0.0066
080	31341-71540	ROD LIFT LH	1				1.57	3.454
090	38687-71582	PIN LIFT ROD	2				0.08	0.176
100	67156-34340	RING SNAP	2				0.01	0.022
110	35080-71750	COMP.RUBBER	1				0.065	0.143

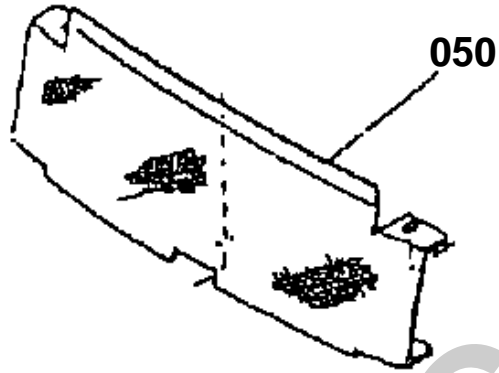
FRONT GRILLE



FRONT GRILLE

---

050 TA040-4091-0



Silverhorn.CO.UK

TA040-904-10



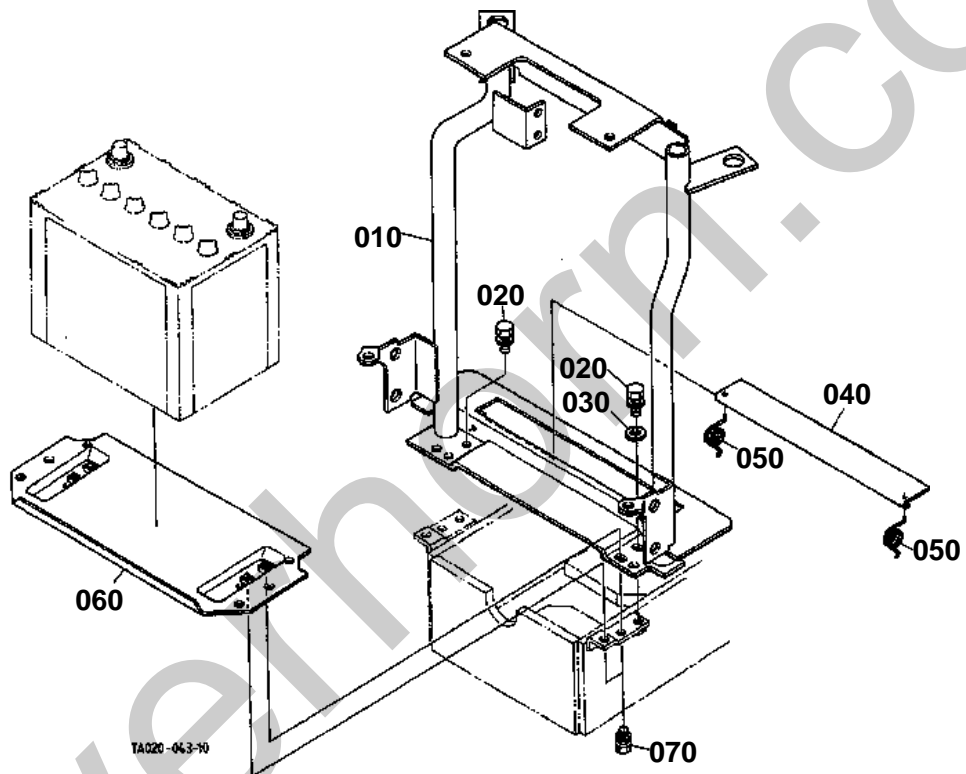


# FRONT GRILLE

↔ Interchangeable; ≠ not interchangeable; ← new for old; → old for new

REF.No	Part No.	Description	Q'ty	S.No.	I/C	REMARKS	Weight (kgf)	Weight (lb)
010	34070-41015	GRILLE FRONT	1	≤11457			0	0
010	34070-41017	GRILLE FRONT	1	≥11458	←		2.75	6.05
020	36330-83120	CUSHION	2				0.001	0.0022
030	66591-54580	RUBBER RELEASE ROD	2				0.003	0.0066
040	34070-40640	SPONGE	2	≤11513			0	0
040	34070-40642	SPONGE	2	≥11514	←		0.01	0.022
050	TA040-40910	NET FRONT GRILLE	1	≤10905			0	0
050	TA040-40913	NET FRONT GRILLE	1	≥10906	←		0.105	0.231
060	30400-19060	BOLT FLANGE	3				0.006	0.0132
070	TA040-41060	COVER FRONT	1	≤10329			0	0
070	TA040-41062	COVER FRONT	1	≥10330	←		0.25	0.55
080	TA040-41070	NET	1				0.115	0.253
090	55611-44190	NUT	14				0.004	0.0088
100	01125-60816	BOLT	4				0.01	0.022
110	T0070-41832	GRILLE RADIATOR	1				1	2.2
120	02751-50060	NUT FLANGE	1				0.005	0.011
130	38240-29250	NUT SPRING	2				0.005	0.011
140	01754-50612	BOLT FLANGE	2				0.005	0.011

FRONT GRILLE SUPPORT



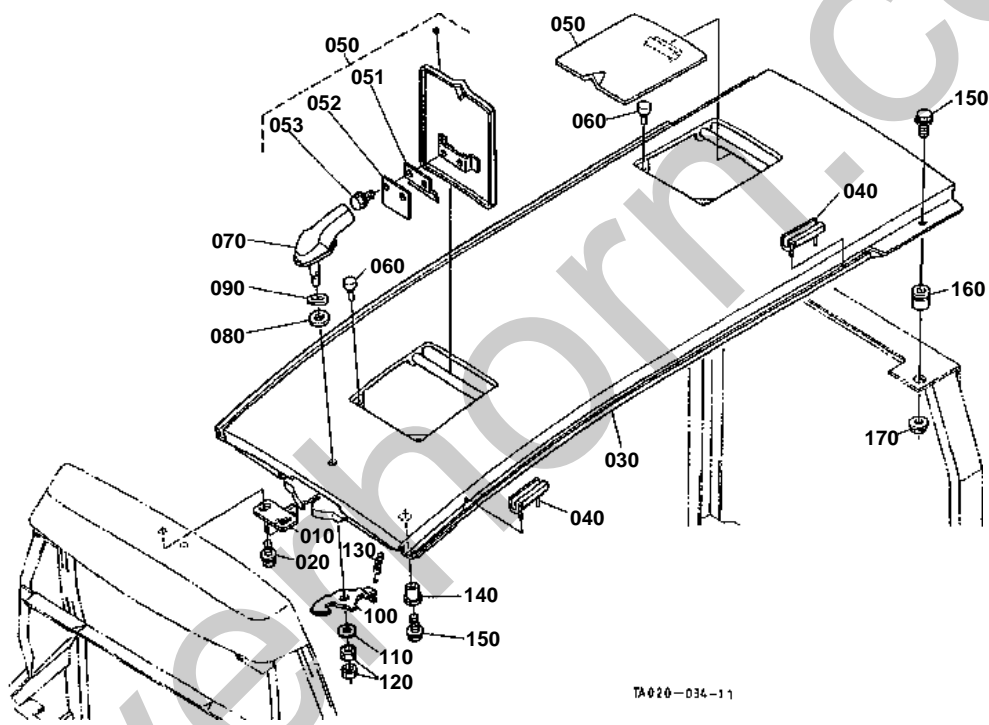


# FRONT GRILLE SUPPORT

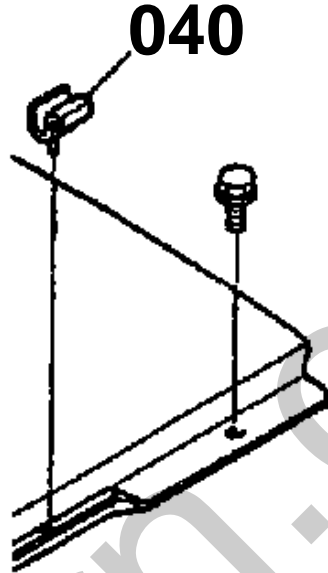
↔ Interchangeable; ≠ not interchangeable; ← new for old; → old for new

REF.No	Part No.	Description	Q'ty	S.No.	I/C	REMARKS	Weight (kgf)	Weight (lb)
010	TA020-40010	SUPPORT FRONT	1	≤10281			4.2	9.24
010	TA020-40013	SUPPORT FRONT	1	≥10282	≠		4.2	9.24
020	01123-50820	BOLT	2				0.011	0.0242
030	04012-50080	WASHER PLAIN	1				0.001	0.0022
040	TA040-40020	SHUTTER	1	≤10281			0.25	0.55
040	TA040-40024	SHUTTER	1	≥10282	≠		0.25	0.55
050	TA040-40030	SPRING	2	≤10281			0.004	0.0088
050	TA040-40033	SPRING	2	≥10282	≠		0.005	0.011
060	TA040-14210	SUPPORT	1	≤10361			0	0
060	TA040-14213	SUPPORT	1	≥10362	←		1.3	2.86
070	01123-50820	BOLT	4				0.011	0.0242

# HOOD (BONNET)



040 30442-1862-5



TA020-822-10

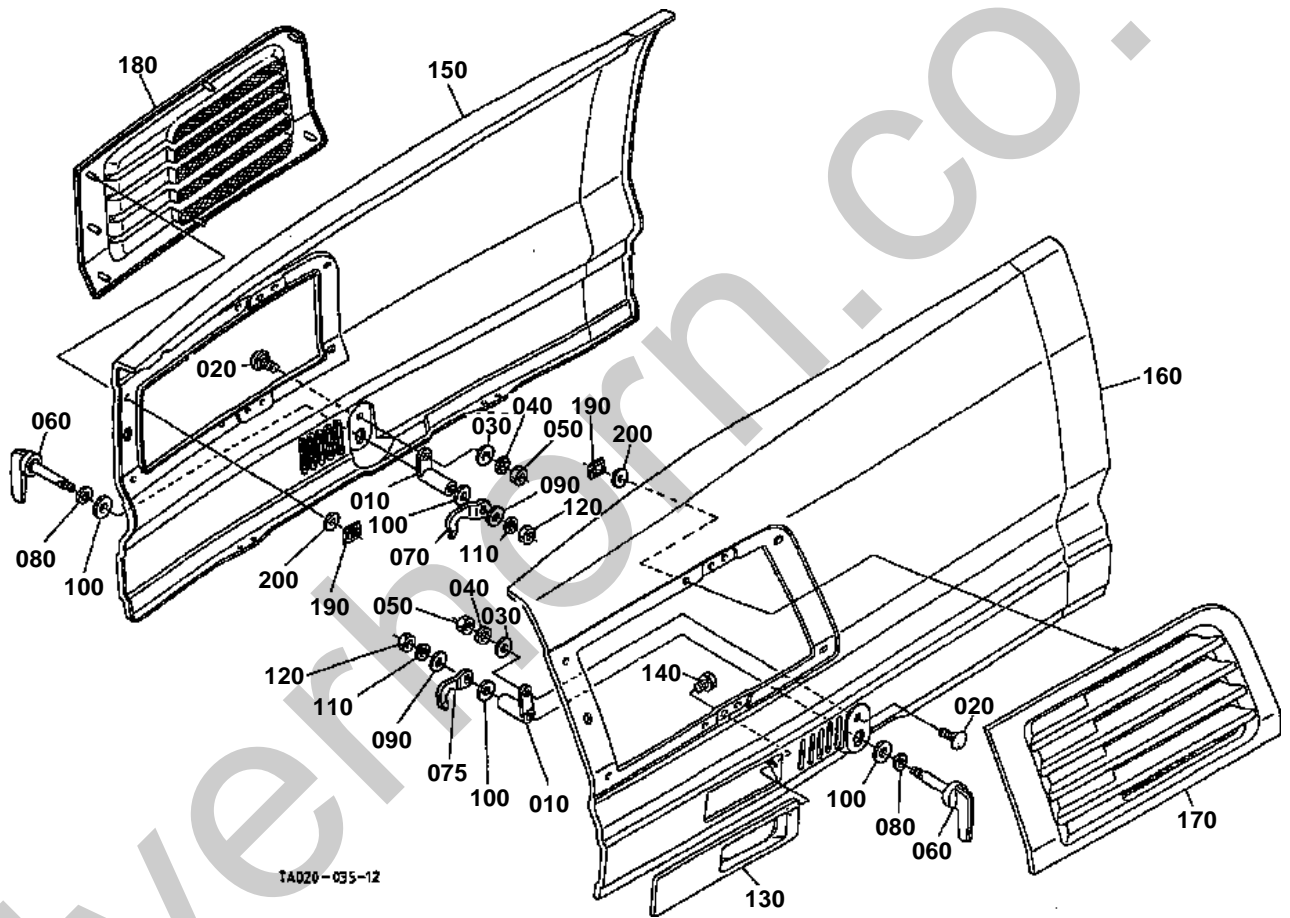


# HOOD (BONNET)

↔ Interchangeable; ≠ not interchangeable; ← new for old; → old for new

REF.No	Part No.	Description	Q'ty	S.No.	I/C	REMARKS	Weight (kgf)	Weight (lb)
010	34070-41210	LACE FRONT GRILLE	1				0.05	0.11
020	01125-60816	BOLT	2				0.01	0.022
030	34070-41310	COMP.BONNET	1	≤10301			0	0
030	34070-41315	COMP.BONNET	1	≥10302	←		0	0
030	34070-41316	COMP.BONNET	1	≥11458	←		6	13.2
040	30442-18625	CUSHION	4	≤10301			0.005	0.011
040	TA040-18620	CUSHION	4	≥10302	≠		0.01	0.022
050	34070-41463	COVER BONNET	2				0.21	0.462
051	30400-94080	SPRING BONNET COVER	2				0.012	0.0264
052	30400-94092	SPRING BONNET COVER	2				0.015	0.033
053	01754-50616	BOLT FLANGE	4				0.006	0.0132
060	36330-83120	CUSHION	4				0.001	0.0022
070	T0070-41560	HANDLE MASCOT	1				0.085	0.187
080	33251-83850	WASHER HANDLE	1				0.001	0.0022
090	33251-83950	WASHER SPRING	1				0.001	0.0022
100	34070-41220	LOCK FRONT GRILLE	1				0.05	0.11
110	04012-50080	WASHER PLAIN	1				0.001	0.0022
120	02114-50080	NUT	2				0.005	0.011
130	36330-83420	SPRING LOCK	1				0.006	0.0132
140	34070-41610	NUT CUSHION	2				0.01	0.022
150	01754-50820	BOLT FLANGE	4				0.015	0.033
160	34070-41630	CUSHION	2				0.005	0.011
170	02751-50080	NUT FLANGE	2				0.006	0.0132

SIDE COVER

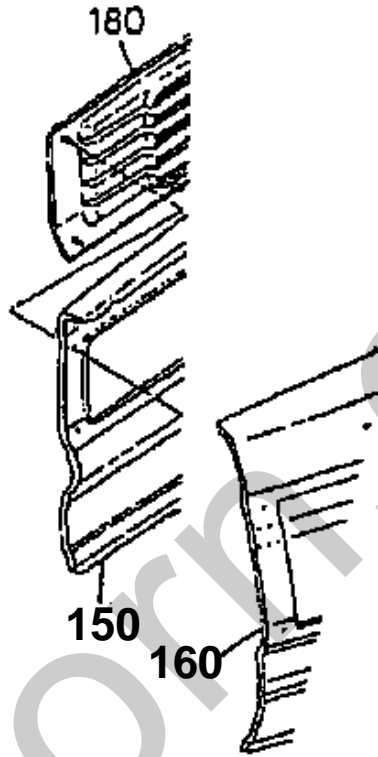


SIDE COVER

150 T0070-8352-0

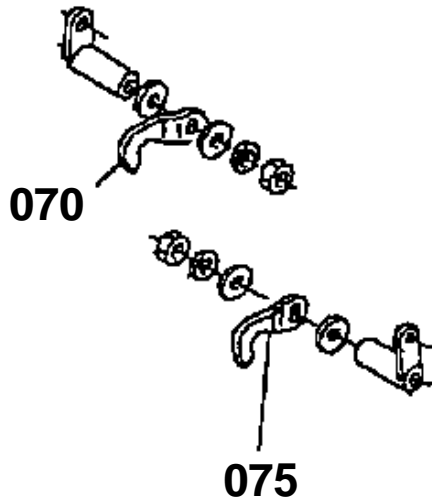
160 T0070-8357-0

180 T0070-4181-0



070 34550-4027-0

075 34550-4028-0



TA020-829-10



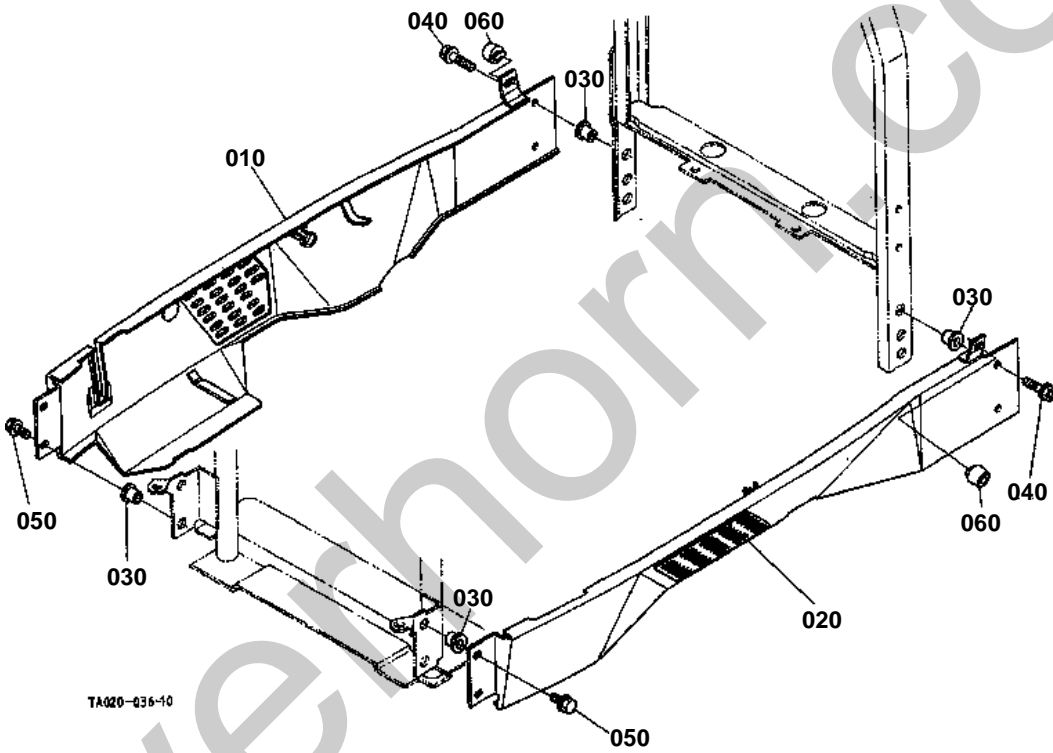


SIDE COVER

↔ Interchangeable; ≠ not interchangeable; ← new for old; → old for new

REF.No	Part No.	Description	Q'ty	S.No.	I/C	REMARKS	Weight (kgf)	Weight (lb)
010	34070-40253	HOLDER	2	<=10519			0.06	0.132
010	T0070-40250	HOLDER	2	>=10520	≠		0.053	0.1166
020	34070-41162	BOLT	2				0.01	0.022
030	04012-50080	WASHER PLAIN	2				0.001	0.0022
040	04512-60080	WASHER SPRING	2				0.002	0.0044
050	02114-50080	NUT	2				0.005	0.011
060	34070-40260	GRIP HANDLE	2	<=10519			0.1	0.22
060	T0070-40260	GRIP HANDLE	2	>=10520	≠		0.075	0.165
070	34550-40270	HOOK BONNET	1	<=11625			0.06	0.132
070	T0270-40270	HOOK BONNET	1	>=11626	←		0.055	0.121
075	34550-40280	HOOK BONNET	1	<=11625			0.06	0.132
075	T0270-40280	HOOK BONNET	1	>=11626	←		0.055	0.121
080	33251-83950	WASHER SPRING	2				0.001	0.0022
090	04012-50080	WASHER PLAIN	2				0.001	0.0022
100	33251-83850	WASHER HANDLE	4				0.001	0.0022
110	04512-60080	WASHER SPRING	2				0.002	0.0044
120	02114-50080	NUT	2				0.005	0.011
130	34070-40530	COVER MUFFLER PIPE	1				0.155	0.341
140	01123-50610	BOLT	2				0	0
150	T0070-83520	BONNET SIDE RH	1	<=10499			0	0
150	T0070-83522	BONNET SIDE RH	1	>=10500	←		4.65	10.23
160	T0070-83570	BONNET SIDE LH	1	<=10499			0	0
160	T0070-83572	BONNET SIDE LH	1	>=10500	←		4.6	10.12
170	T0070-41820	ASSY GRILLE LH	1	<=10519			0.325	0.715
170	T0070-41823	ASSY GRILLE LH	1	>=10520	≠		0.5	1.1
180	T0070-41810	ASSY GRILLE RH	1	<=10519			0.4	0.88
180	T0070-41813	ASSY GRILLE RH	1	>=10520	≠		0.55	1.21
190	55611-44190	NUT	12	<=10519			0.004	0.0088
190	55611-44190	NUT	14	>=10520			0.004	0.0088
200	30400-65040	PLATE WASHER	12	<=10519			0.001	0.0022
200	30400-65040	PLATE WASHER	14	>=10520			0.001	0.0022

SIDE COVER LOWER

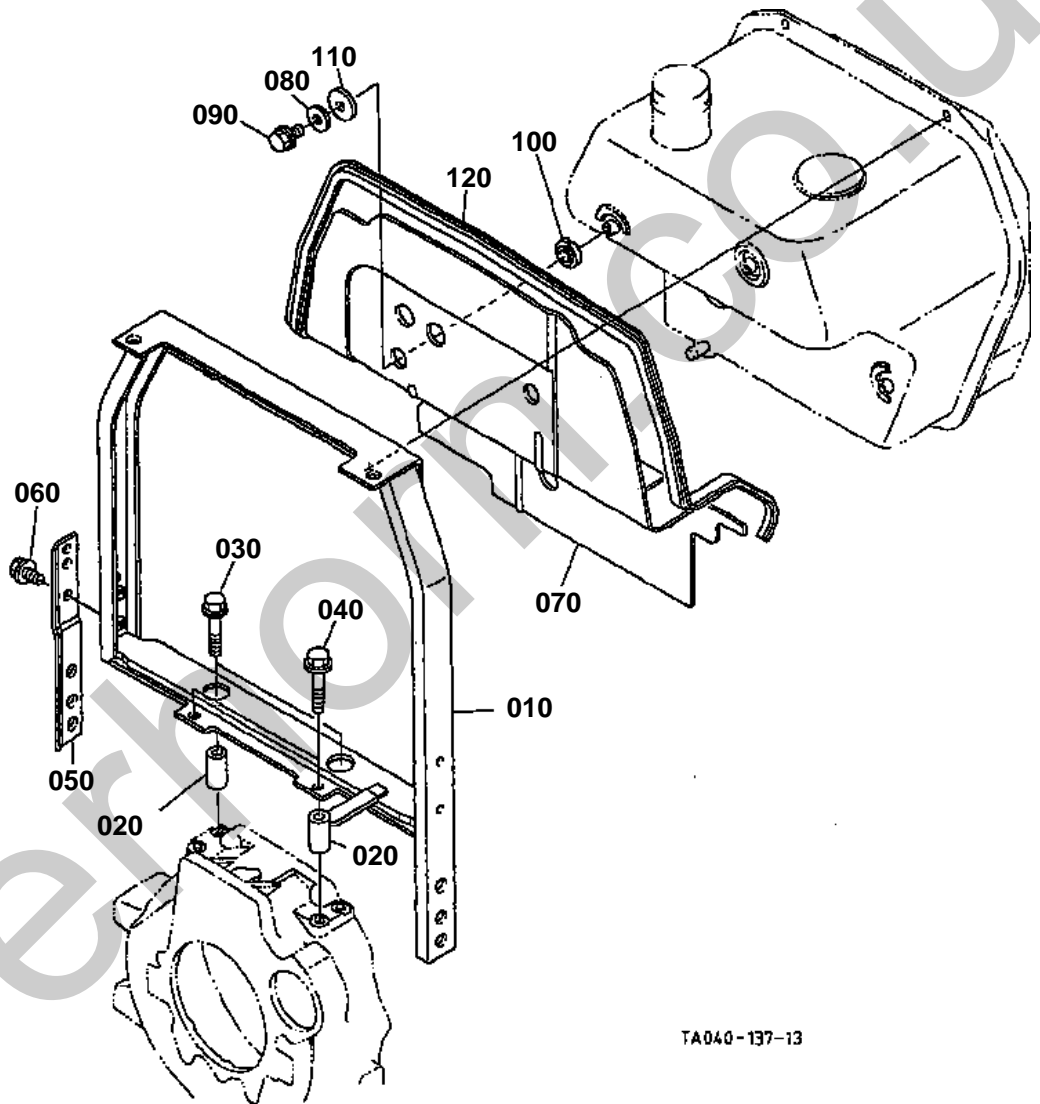


**SIDE COVER LOWER**

↔ Interchangeable; ≠ not interchangeable; ← new for old; → old for new

REF.No	Part No.	Description	Q'ty	S.No.	I/C	REMARKS	Weight (kgf)	Weight (lb)
010	TA020-41360	COVER RH	1				2	4.4
020	TA020-41370	COVER LH	1				2	4.4
030	34070-41610	NUT CUSHION	8				0.01	0.022
040	34070-41130	BOLT FLANGE	4				0.015	0.033
050	01754-50820	BOLT FLANGE	4				0.015	0.033
060	30400-17980	RUBBER BLOCK	2				0.01	0.022

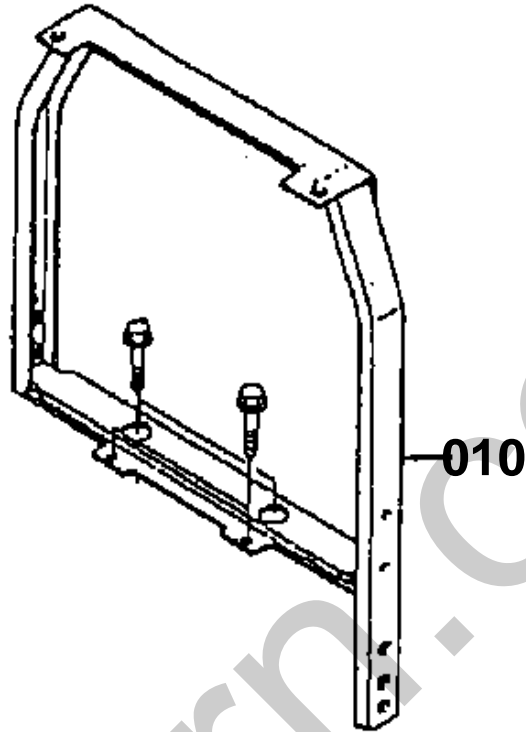
SHUTTER PLATE



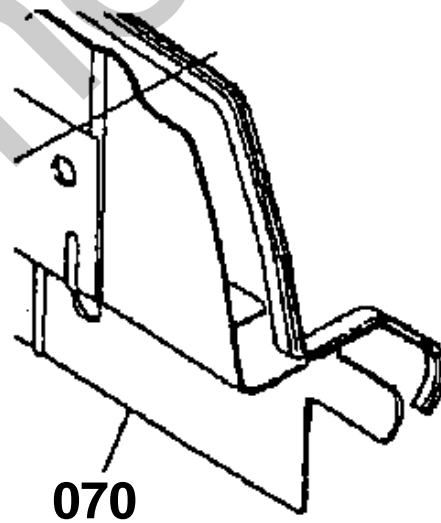
TA040-137-13

SHUTTER PLATE

010 34070-4213-6



070 34070-4211-0



TA040-913-10

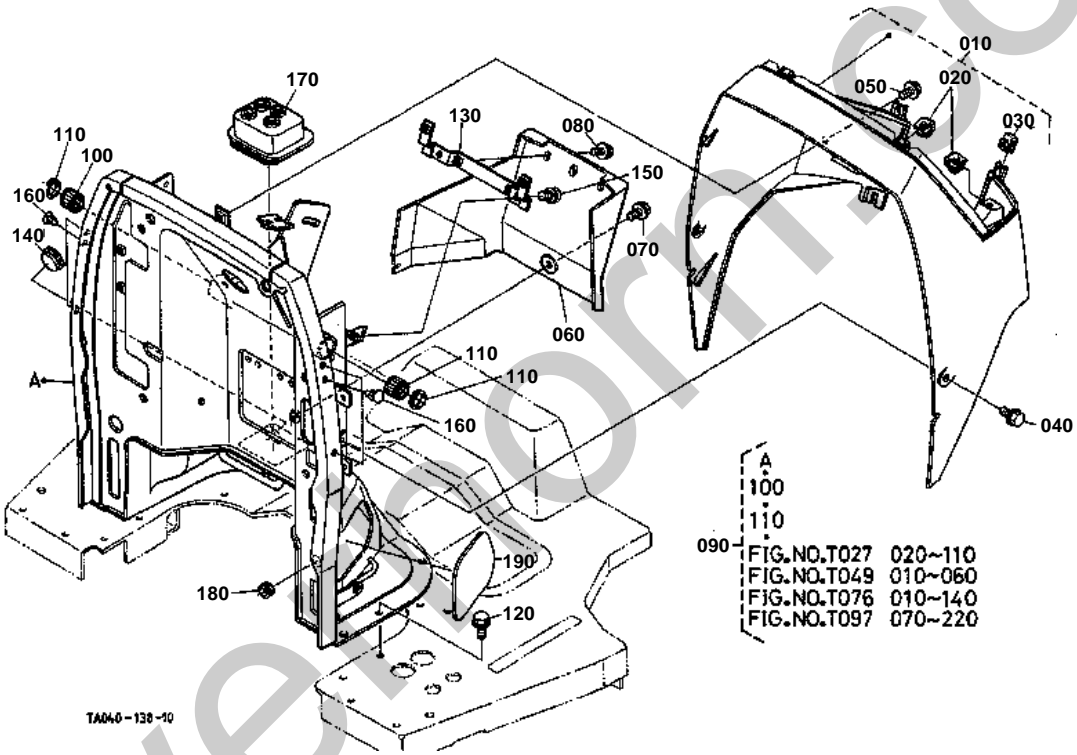


# SHUTTER PLATE

↔ Interchangeable; ≠ not interchangeable; ← new for old; → old for new

REF.No	Part No.	Description	Q'ty	S.No.	I/C	REMARKS	Weight (kgf)	Weight (lb)
010	34070-42136	SUPPORT BONNET REAR	1	≤10905			0	0
010	34070-42137	SUPPORT BONNET REAR	1	≥10906	←		4.5	9.9
020	34070-42140	SPACER	4				0.065	0.143
030	01779-51060	BOLT UBS	2				0.005	0.011
040	01774-51060	BOLT FLANGE	2				0.04	0.088
050	34070-42160	SUPPORT	1				0.25	0.55
060	01754-50816	BOLT FLANGE	2				0.011	0.0242
070	34070-42110	PLATE SHUTTER	1	≤11625			0	0
070	34070-42115	PLATE SHUTTER	1	≥11626	←		3	6.6
080	04015-60080	WASHER PLAIN	4				0.01	0.022
090	01754-50812	BOLT FLANGE	4				0.01	0.022
100	34070-42260	CUSHION	4				0.005	0.011
110	34070-42270	CUSHION	4				0.005	0.011
120	34070-42220	SHIELD	1				0	0

PANEL FRAME



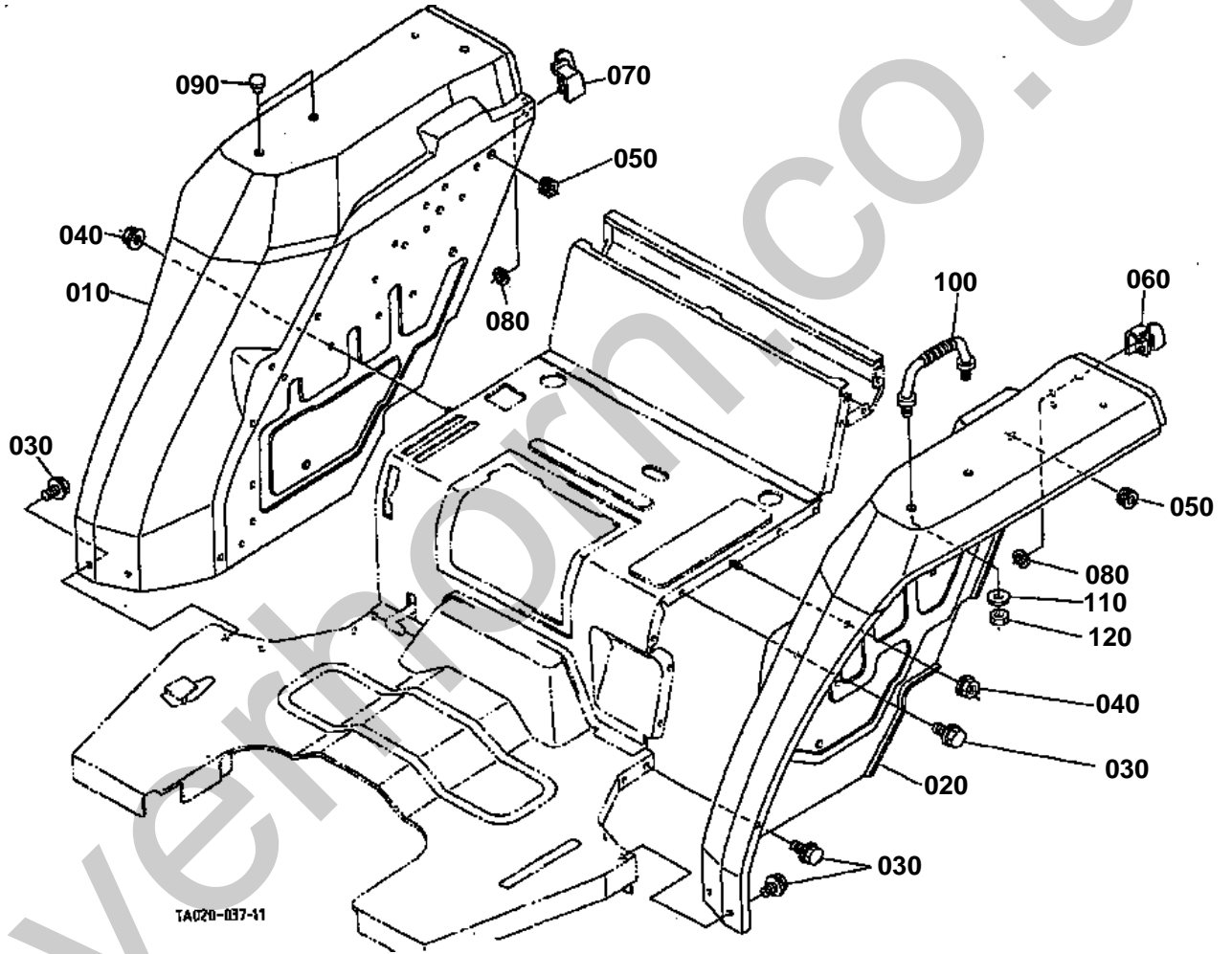


PANEL FRAME

↔ Interchangeable; ≠ not interchangeable; ← new for old; → old for new

REF.No	Part No.	Description	Q'ty	S.No.	I/C	REMARKS	Weight (kgf)	Weight (lb)
010	34070-43010	BONNET	1				2	4.4
020	34070-99160	NUT SPRING	4				0.005	0.011
030	37410-54930	NUT SPRING	2				0.025	0.055
040	30400-18870	BOLT FLANGE	5				0.01	0.022
050	01754-50816	BOLT FLANGE	1				0.011	0.0242
060	34070-43032	COVER	1				0.28	0.616
070	30400-18870	BOLT FLANGE	1				0.01	0.022
080	30400-19060	BOLT FLANGE	2				0.006	0.0132
090	TA020-43200	ASSY FRAME PANEL	1	<=10217			0	0
090	TA040-43200	ASSY FRAME PANEL	1	>=10218	←		0	0
090	TA040-43204	ASSY FRAME PANEL	1	>=10236	↔		0	0
090	TA040-43208	ASSY FRAME PANEL	1	>=10576	←		0	0
090	TA040-43209	ASSY FRAME PANEL	1	>=11434	←		0	0
100	34070-44360	BEARING NEEDLE	2				0.012	0.0264
110	34070-44140	SEAL OIL	2				0.005	0.011
120	01754-50816	BOLT FLANGE	8				0.011	0.0242
130	34550-43240	BRACKET PANEL COVER	1				0.135	0.297
140	35880-04570	CAP	1				0.01	0.022
150	01123-60816	BOLT	2				0.01	0.022
160	38240-29570	PLUG	6				0.001	0.0022
170	34550-43335	GROMMET	1				0.06	0.132
180	32150-29180	CAP RUBBER	1				0.002	0.0044
190	34070-43280	COVER PANEL FRAME	1				0.12	0.264



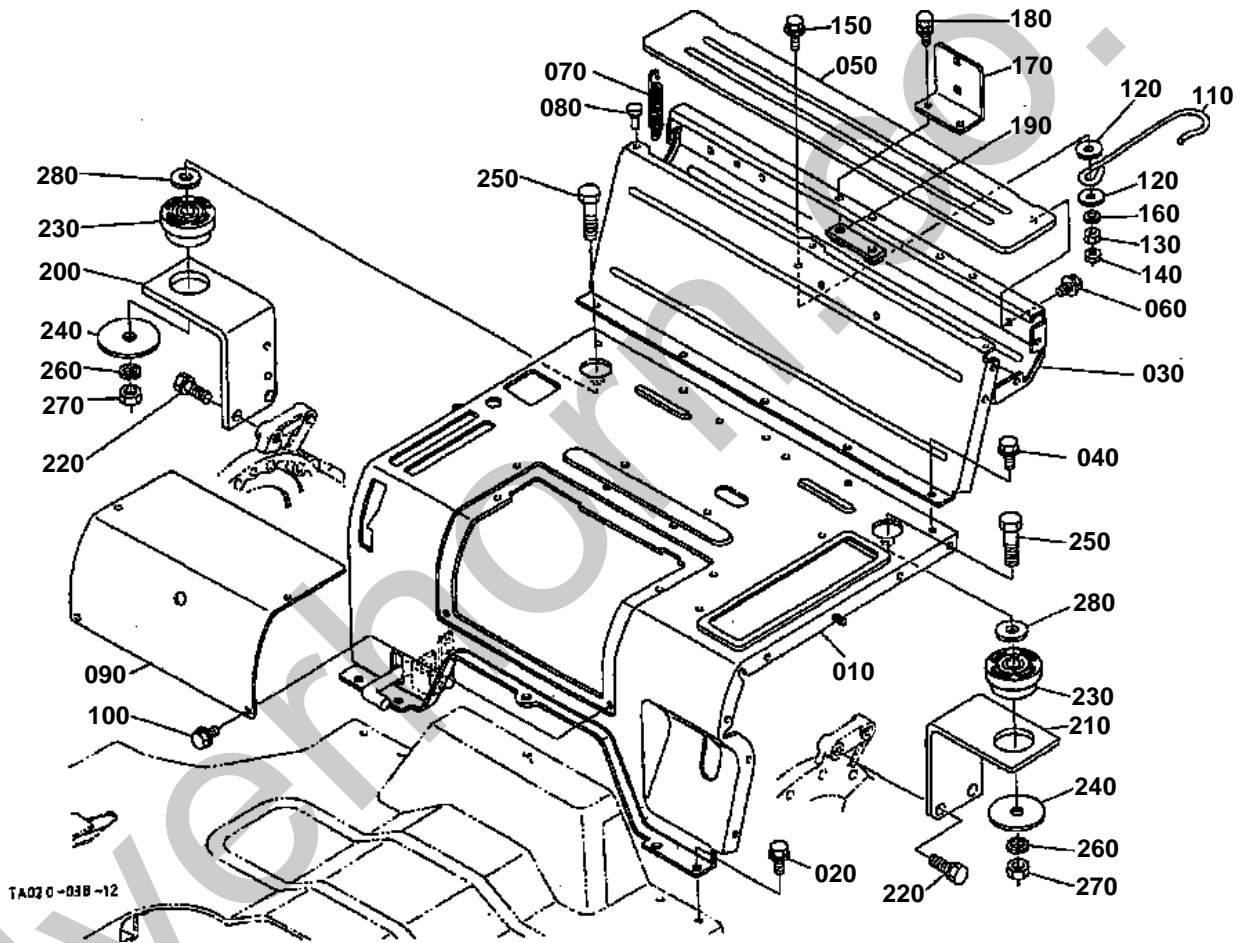


**FENDER**

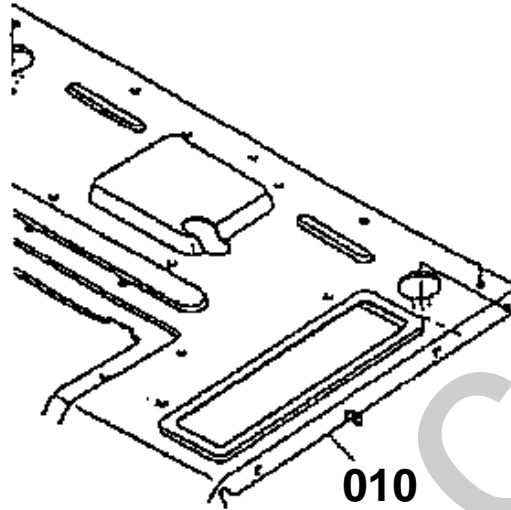
↔ Interchangeable; ≠ not interchangeable; ← new for old; → old for new

REF.No	Part No.	Description	Q'ty	S.No.	I/C	REMARKS	Weight (kgf)	Weight (lb)
010	TA020-47002	FENDER RH	1				8.3	18.26
020	TA020-47012	FENDER LH	1	<=11625			8.3	18.26
020	TA020-47015	FENDER LH	1	>=11626	←		8.3	18.26
030	01754-50812	BOLT FLANGE	28				0.01	0.022
040	02751-50080	NUT FLANGE	2				0.006	0.0132
050	32150-29180	CAP RUBBER	2				0.002	0.0044
060	34070-47060	PLATE FENDER LH	1				0.025	0.055
070	34070-47070	PLATE FENDER RH	1				0.025	0.055
080	31351-93550	NUT	4				0.001	0.0022
090	30810-29170	PLUG	2				0.003	0.0066
100	34670-29440	HANDRAIL	1				0.1	0.22
110	04013-60140	WASHER PLAIN	2				0.01	0.022
120	02174-50140	NUT	2				0.014	0.0308

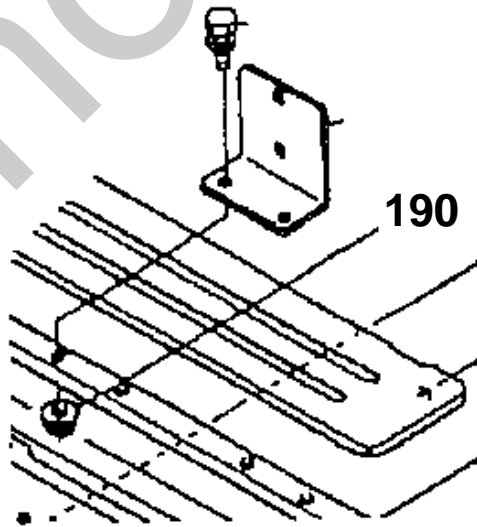
FLOOR SEAT



010 TA040-4720-6



190 02751-50080



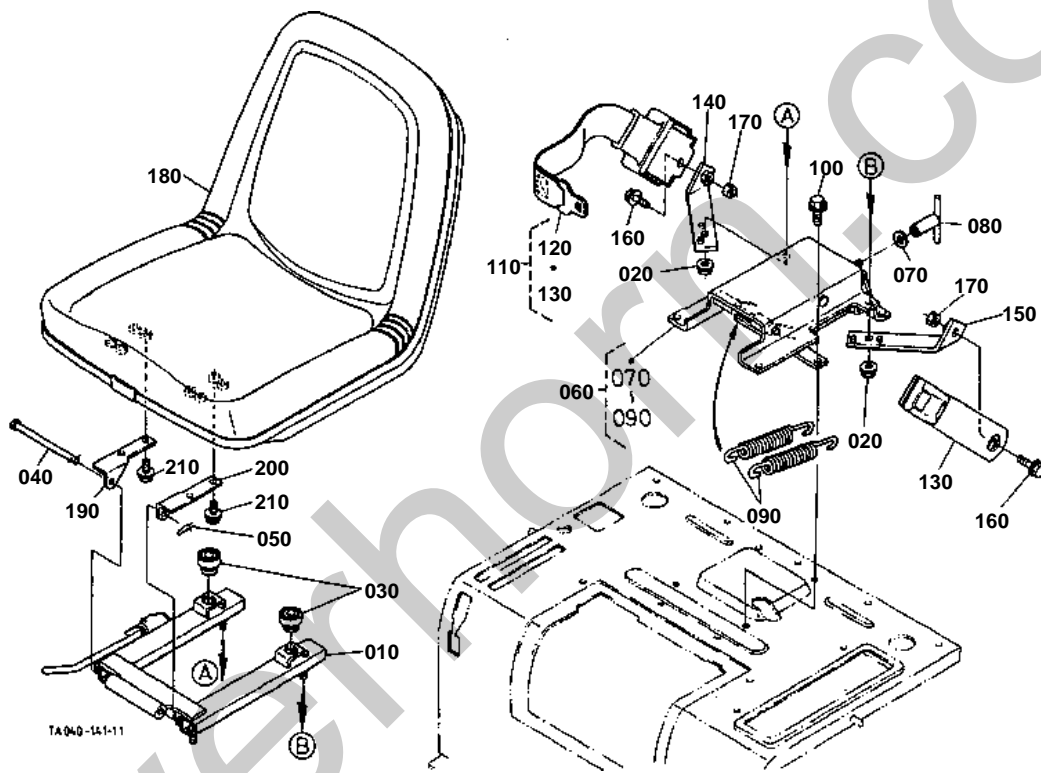
TA040-914-10



FLOOR SEAT

↔ Interchangeable; ≠ not interchangeable; ← new for old; → old for new

REF.No	Part No.	Description	Q'ty	S.No.	I/C	REMARKS	Weight (kgf)	Weight (lb)
010	TA040-47200	COVER FLOOR SEAT	1	<=10393			0	0
010	TA040-47203	COVER FLOOR SEAT	1	>=10394	←		0	0
010	TA040-47204	COVER FLOOR SEAT	1	>=11434	↔		8.85	19.47
010	TA040-47206	COVER FLOOR SEAT	1	>=11610	←		0	0
010	TA040-47208	COVER FLOOR SEAT	1	>=11626	←		8.85	19.47
020	01754-50816	BOLT FLANGE	5				0.011	0.0242
030	TA040-47190	COVER FLOOR SEAT	1				3.15	6.93
040	01754-50812	BOLT FLANGE	5				0.01	0.022
050	34070-47260	COVER TOOLS BOX	1				0.77	1.694
060	01754-50812	BOLT FLANGE	2				0.01	0.022
070	50400-51210	SPRING CORD STRAIGHT	1				0.015	0.033
080	36330-83120	CUSHION	3				0.001	0.0022
090	34070-47280	COVER FLOOR SEAT	1				1.14	2.508
100	01754-50812	BOLT FLANGE	4				0.01	0.022
110	TA040-29420	HOLDER	1				0.043	0.0946
120	04015-60080	WASHER PLAIN	2				0.01	0.022
130	02114-50080	NUT	1				0.005	0.011
140	02112-50080	NUT	1				0.003	0.0066
150	01754-50825	BOLT FLANGE	1				0.01	0.022
160	04512-60080	WASHER SPRING	1				0.002	0.0044
170	TA040-29430	BRACKET SMV	1				0.25	0.55
180	01123-60816	BOLT	2				0.01	0.022
190	02751-50080	NUT FLANGE	2	<=10697			0.006	0.0132
190	TA047-29450	STAY WORKING LIGHT	1	>=10698	←		0.035	0.077
200	TA040-47210	SUPPORT FLOOR SEAT	1				1.55	3.41
210	TA040-47220	SUPPORT FLOOR SEAT	1				1.55	3.41
220	01133-51230	BOLT	2				0.04	0.088
230	34070-47310	CUSHION	2				0.165	0.363
240	34070-47320	WASHER	2				0.015	0.033
250	01173-51660	BOLT	2				0.114	0.2508
260	04512-60160	WASHER SPRING	2				0.01	0.022
270	02176-50160	NUT	2				0.021	0.0462
280	04013-60160	WASHER PLAIN	2				0.01	0.022

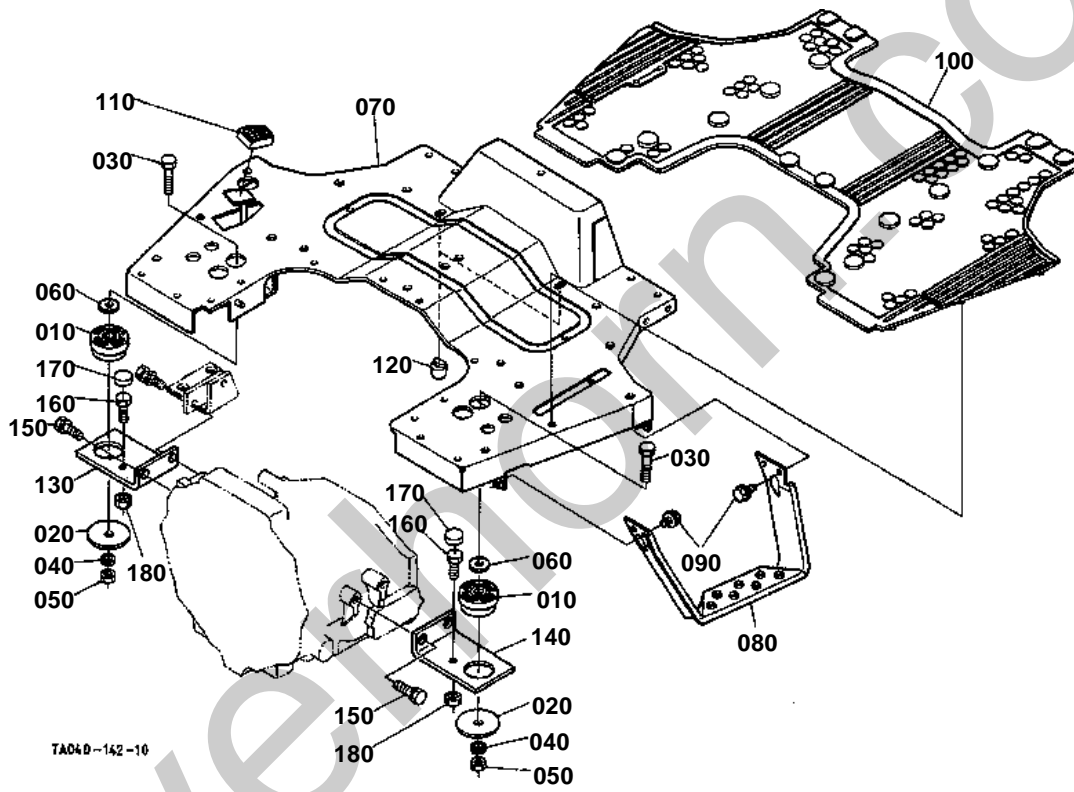




SEAT

↔ Interchangeable; ≠ not interchangeable; ← new for old; → old for new

REF.No	Part No.	Description	Q'ty	S.No.	I/C	REMARKS	Weight (kgf)	Weight (lb)
010	TA040-18430	ASSY ADJUSTER SEAT	1				2.3	5.06
020	02783-50100	NUT FLANGE	4				0.01	0.022
030	32160-18440	CUSHION	2				0.013	0.0286
040	32430-11853	PIN JOINT	1				0.08	0.176
050	05525-61000	PIN SNAP	1				0.002	0.0044
060	TA040-11800	ASSY SUSPENSION SEAT	1	<=10217			0	0
060	TA040-11804	ASSY SUSPENSION SEAT	1	>=10218	←		0	0
060	TA040-11805	ASSY SUSPENSION SEAT	1	>=10282	←		0	0
070	04011-50100	WASHER PLAIN	1				0.002	0.0044
080	TA040-11860	NUT ADJUSTING	1				0.605	1.331
090	32430-11870	SPRING	2	<=10049			0.27	0.594
090	TA040-11870	SPRING SEAT	2	>=10050	≠		0.26	0.572
100	01754-50816	BOLT FLANGE	4				0.011	0.0242
110	TA040-18500	ASSY BELT SEAT	1	<=10235		OBTAINED LOCALLY	0	0
110	TA040-18502	ASSY BELT SEAT	1	>=10236	←	OBTAINED LOCALLY	0.825	1.815
120	TA040-18510	BELT SEAT RH	1			OBTAINED LOCALLY	0	0
130	TA040-18520	BELT SEAT LH	1			OBTAINED LOCALLY	0	0
140	TA040-18480	BRACKET SEAT BELT RH	1	<=10393			0	0
140	TA040-18482	BRACKET SEAT BELT RH	1	>=10394	←		0.27	0.594
150	TA040-18490	BRACKET SEAT BELT LH	1	<=10393			0	0
150	TA040-18492	BRACKET SEAT BELT LH	1	>=10394	←		0.27	0.594
160	01774-51025	BOLT FLANGE	2				0.02	0.044
170	02116-50100	NUT	2				0.004	0.0088
180	TA040-48510	ASSY SEAT	1			OBTAINED LOCALLY	0	0
190	TA040-18450	BRACKET SEAT RH	1				0.105	0.231
200	TA040-18460	BRACKET SEAT LH	1				0.105	0.231
210	01754-50816	BOLT FLANGE	4				0.011	0.0242



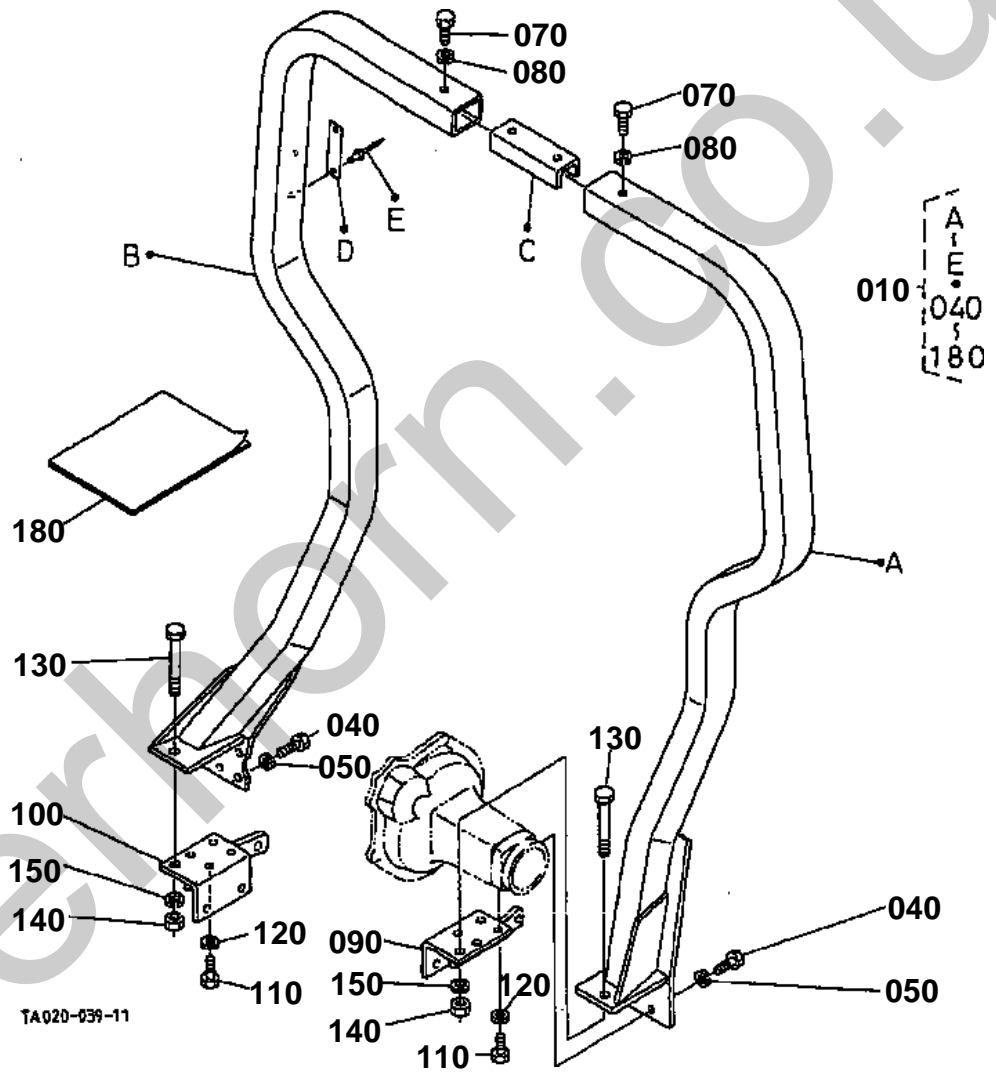




STEP

↔ Interchangeable; ≠ not interchangeable; ← new for old; → old for new

REF.No	Part No.	Description	Q'ty	S.No.	I/C	REMARKS	Weight (kgf)	Weight (lb)
010	34070-47310	CUSHION	2				0.165	0.363
020	34070-47320	WASHER	2				0.015	0.033
030	01173-51660	BOLT	2				0.114	0.2508
040	04512-60160	WASHER SPRING	2				0.01	0.022
050	02176-50160	NUT	2				0.021	0.0462
060	04013-60160	WASHER PLAIN	2				0.01	0.022
070	TA040-47400	STEP	1	<=11697			0	0
070	TA040-47403	STEP	1	>=11698	←		16	35.2
080	TA040-47470	STEP AID	1				0.86	1.892
090	01754-50812	BOLT FLANGE	4				0.01	0.022
100	34030-47454	MAT	1	<=10281			0	0
100	34030-47455	MAT	1	>=10282	←		2.22	4.884
110	37410-42760	COVER PEDAL	1				0.025	0.055
120	30400-17980	RUBBER BLOCK	2				0.01	0.022
130	TA040-47410	BRACKET STEP RH	1				1.15	2.53
140	TA040-47420	BRACKET STEP LH	1				1.15	2.53
150	01133-51230	BOLT	3				0.04	0.088
160	01073-51030	BOLT	2				0.028	0.0616
170	34070-47490	CUSHION	2				0.005	0.011
180	02118-50100	NUT	2				0.005	0.011

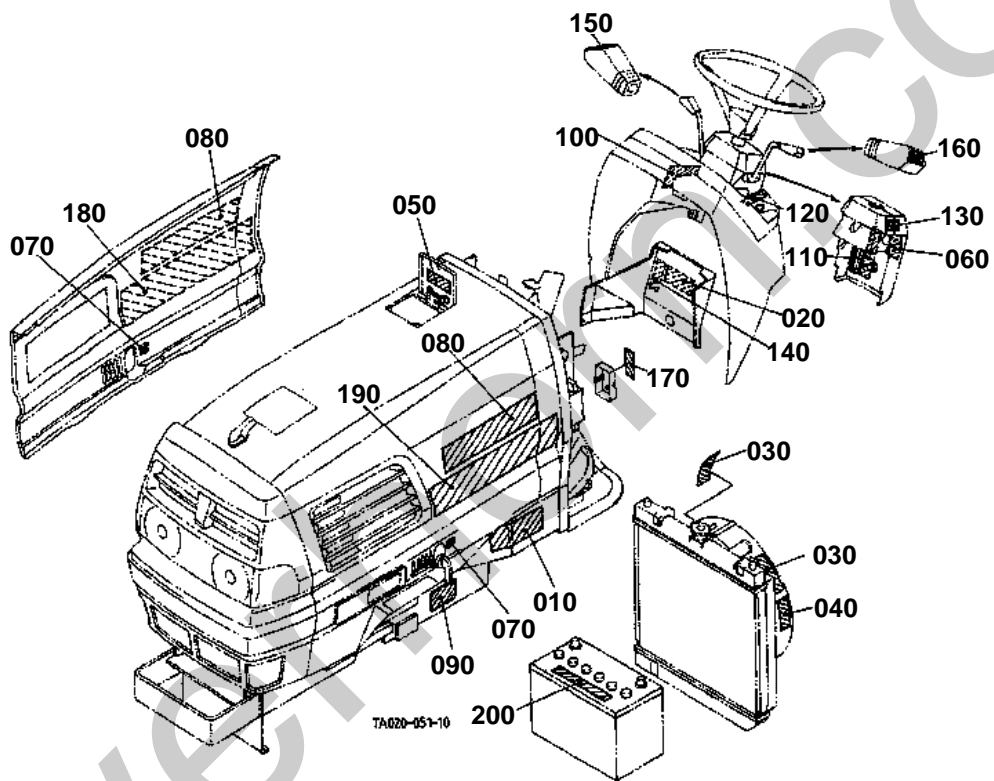




ROPS

↔ Interchangeable; ≠ not interchangeable; ← new for old; → old for new

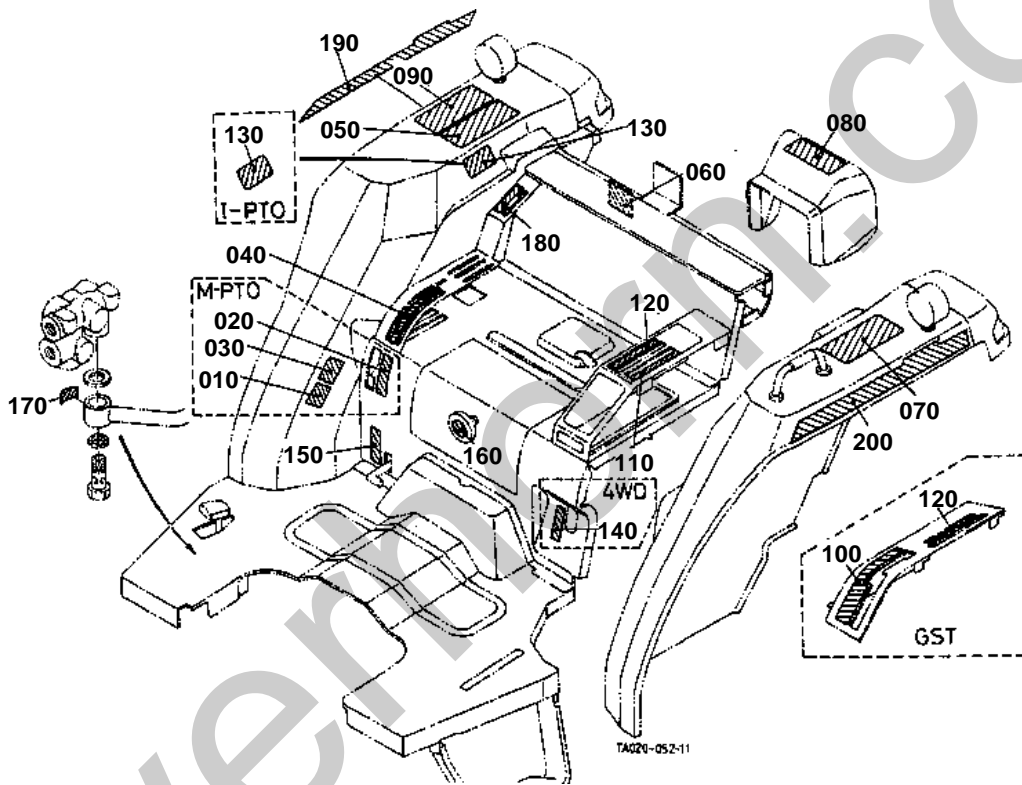
REF.No	Part No.	Description	Q'ty	S.No.	I/C	REMARKS	Weight (kgf)	Weight (lb)
010	TA020-48010	ASSY ROPS	1				0	0
040	01176-51430	BOLT	8				0.052	0.1144
050	75599-33016	WASHER SPRING	8				0.08	0.176
070	75599-04625	BOLT	2				0	0
080	75599-33016	WASHER SPRING	2				0.08	0.176
090	TA020-48300	BRACKET CHAIN LH	1				0	0
100	TA020-48400	BRACKET CHAIN RH	1				0	0
110	01176-51430	BOLT	8				0.052	0.1144
120	04512-50140	WASHER SPRING	8				0	0
130	32430-34740	BOLT	2				0.3	0.66
140	32530-29040	NUT	2				0.03	0.066
150	04512-50160	WASHER SPRING	2				0	0
180	TA040-48490	MANUAL INSTRUCTION	1				0	0



**LABEL 1**

↔ Interchangeable; ≠ not interchangeable; ← new for old; → old for new

REF.No	Part No.	Description	Q'ty	S.No.	I/C	REMARKS	Weight (kgf)	Weight (lb)
010	TA040-49650	LABEL START CAUTION	1			ENGLISH	0.004	0.0088
020	35080-65280	LABEL KEY STOP	1			ENGLISH	0.001	0.0022
030	TA040-49570	LABEL FAN WARNING	2				0.002	0.0044
040	TA040-49580	LABEL MUFFLER	1				0.001	0.0022
050	TA040-49560	LABEL FILLER	1				0	0
060	TA040-49390	LABEL SHUTTLE	1			ENGLISH	0.001	0.0022
070	TA040-49440	MARK HANDLE	2				0.001	0.0022
080	35080-65350	LABEL KUBOTA	2				0.001	0.0022
090	32430-65453	NAME PLATE	1				0.005	0.011
100	TA040-49360	MARK MAIN SWITCH	1				0.001	0.0022
110	TA040-49450	MARK TILT	1				0.001	0.0022
120	TA040-49290	MARK SHUTTLE	1				0.001	0.0022
130	TA040-49540	MARK NEUTRAL	1				0.001	0.0022
140	TA040-49460	LABEL PARKING	1				0.001	0.0022
150	TA040-49370	MARK ACCEL.GRIP	1				0.001	0.0022
160	TA040-49380	MARK SHUTTLE GRIP	1				0.001	0.0022
170	TA040-30420	LABEL FUSE	1			ENGLISH	0	0
180	TA010-49420	MARK MODEL RH	1				0.019	0.0418
190	TA010-49430	MARK MODEL LH	1				0.019	0.0418
200	TA040-30150	LABEL BATTERY	1			ENGLISH	0.002	0.0044



**LABEL 2**

↔ Interchangeable; ≠ not interchangeable; ← new for old; → old for new

REF.No	Part No.	Description	Q'ty	S.No.	I/C	REMARKS	Weight (kgf)	Weight (lb)
010	TA040-49170	MARK M-PTO	1				0.002	0.0044
020	TA040-49340	LABEL M-PTO WARNING	1			ENGLISH	0.001	0.0022
030	TA040-49400	LABEL M-PTO CAUTION	1			ENGLISH	0.002	0.0044
040	TA040-49500	MARK POSITION	1				0.002	0.0044
050	TA040-49320	LABEL ROPS WARNING	1			ENGLISH	0.001	0.0022
060	TA040-49350	LABEL DRAWBAR	1			ENGLISH	0.002	0.0044
070	35260-34913	LABEL SAFETY	1			ENGLISH	0.005	0.011
080	TA040-49590	LABEL PTO WARNING	1			ENGLISH	0.002	0.0044
080	TA040-49590	LABEL PTO WARNING	1			ENGLISH	0.002	0.0044
090	TA040-49330	LABEL SHUTTLE	1			ENGLISH	0.004	0.0088
110	TA040-49230	MARK RANGE SHIFT	1				0.001	0.0022
120	TA040-49260	MARK CREEP	1				0.001	0.0022
130	TA040-49300	LABEL I-PTO CAUTION	1			WITH IND-PTO ENGLISH	0.001	0.0022
150	TA040-49760	MARK DIFF.LOCK	1				0.001	0.0022
160	TA040-49510	MARK HYD.ADJUST.	1				0.001	0.0022
170	32430-65790	LABEL HYD.BLOCK	1				0.01	0.022
180	TA040-49160	MARK REAR PTO	1				0.001	0.0022



ACCESSORIES AND SERVICE PARTS

↔ Interchangeable; ≠ not interchangeable; ← new for old; → old for new

REF.No	Part No.	Description	Q'ty	S.No.	I/C	REMARKS	Weight (kgf)	Weight (lb)
010	TA040-19710	MANUAL INSTRUCTION	1	≤10329		ENGLISH	0.18	0.396
010	TA040-19712	MANUAL INSTRUCTION	1	≥10330	≠	ENGLISH	0	0
010	TA040-19713	MANUAL INSTRUCTION	1	≥10624	←	ENGLISH	0.19	0.418
020	TA040-19810	MANUAL ASSEMBLY	1				0	0
030	35260-31852	ASSY KEY MAIN SWITCH	1				0.02	0.044
040	01073-51630	BOLT	8			FOR REAR WHEEL	0.079	0.1738
050	02076-50160	NUT	4			FOR REAR WHEEL	0.03	0.066
060	01517-51632	STUD	4			FOR REAR WHEEL	0.076	0.1672
070	04512-60160	WASHER SPRING	12			FOR REAR WHEEL	0.01	0.022
080	01517-51428	STUD	12	≤10575		FOR FRONT WHEEL	0.05	0.11
080	35450-49160	STUD	12	≥10576	←	FOR FRONT WHEEL	0.05	0.11
090	35340-11390	NUT	12				0.03	0.066
100	TA040-18450	BRACKET SEAT RH	1				0.105	0.231
110	TA040-18460	BRACKET SEAT LH	1				0.105	0.231
120	01754-50816	BOLT FLANGE	4				0.011	0.0242